

# County of **CLEVELAND**



*Live Work PLAY*



**Cleveland County**  
NORTH CAROLINA

**ADOPTED BUDGET FOR  
FISCAL YEAR 2025-2026**

[www.clevelandcounty.com](http://www.clevelandcounty.com)

# Cleveland County

## BOARD OF

### COMMISSIONERS



Chairman  
**KEVIN GORDON**  
Waco, NC



Vice - Chairman  
**DEB HARDIN**  
Shelby, NC



**JOHNNY HUTCHINS**  
Kings Mountain, NC



**DOUG BRIDGES**  
Shelby, NC



**TONY BERRY**  
Shelby, NC



#### Our Purpose

**MAKING OUR COMMUNITY**  
BETTER

#### Our Values



**High Performance:** We provide high quality, solution-focused customer services.



**Courage:** We demonstrate strength and commitment to persevere and withstand opposition or difficulty.



**Teamwork:** We believe in the power of working together and we create an environment that is diverse and inclusive of all.



**Integrity:** We do what is right by being open, honest, and transparent and take responsibility for our actions.



**Innovation:** We learn from outcomes, welcome change and are committed to continuous improvement.

# FY 2025-2026 Adopted Budget



## **DAVID B. COTTON**

County Manager

**This document was prepared by the Budget Team. For more information about Cleveland County's budget, please contact:**

### **KERRI MELTON**

**Community Service Director  
County Manager's Office**

### **PHILIP STEFFEN**

**Finance Director  
Finance and Purchasing**

### **FRANCESCO RODRIGUEZ**

**HR Director  
Human Resources**

### **LAUREN SLOAN**

**Assistant HR Director  
Human Resources**

### **MARTY GOLD**

**IT Director  
Information Technology**

### **JD HASLAM**

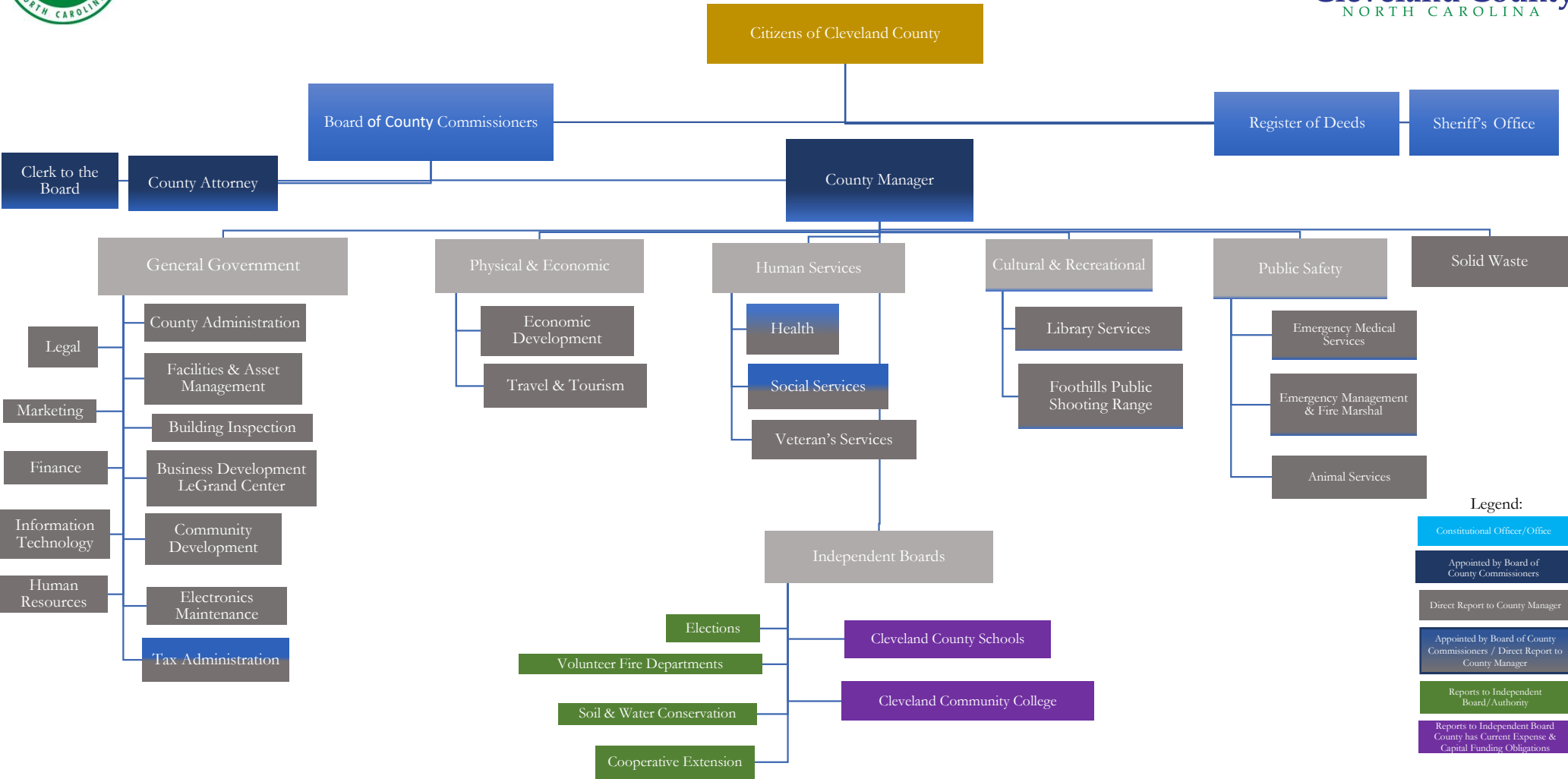
**Assistant IT Director  
Information Technology**

### **IAN BISHOP**

**Budget Analyst/Internal Audit  
Finance and Purchasing**



# Organizational Chart



## Table of Contents

Reader’s Guide.....	7
Budget Summary .....	8
Budget Message .....	8
Cleveland County Purpose Statement and Values .....	9
Revenue Overview .....	9
Property Tax Revenue .....	11
Sales and Use Tax Levies .....	11
Occupancy Tax .....	11
Inspection Fees .....	12
Investment Income .....	12
Federal and State Revenues .....	12
Other Revenues .....	12
Expenditure Overview .....	13
Operational Highlights .....	14
Fiscal Sustainability .....	14
Economic Development.....	14
Community Education / Customer Service.....	15
Community Wellness .....	15
Public Safety.....	17
Human Capital .....	17
Solid Waste .....	22
Departmental Detail Pages.....	23
Externally Funded Organizations.....	52
Schools .....	52
Not for Profits .....	53
Partnering Agency Allotments.....	53
Capital & Debt .....	58
Current Debt.....	58
Capital Expenditures.....	58
Revenue and Expenditure Details .....	61
Supplemental Information.....	120

---

Budget Ordinance .....	120
Fiscal Policies .....	127
Budget Process.....	127
Budget Adoption .....	127
Budget Amendment Process .....	128
Basis of Accounting .....	129
Budgetary Control.....	129
Budget Policies .....	129
Fee Schedules.....	130
Glossary.....	161
Fund and Departments .....	161
Terms .....	164

---

## Reader's Guide

### *Welcome*

Cleveland County adopts a balanced budget every year. The budget contains detailed information about the County's expected revenues, planned expenditures/expenses and fiscal policies. As a part of this adopted Budget package, are descriptions, tables, charts, and details about the costs associated with the services provided by the County. This document is intended to be an informative, comprehensive guide to Cleveland County's budget for Fiscal Year 2025-2026.

After the County Managers' Budget Message, this document is divided into five sections: Budget Summary, Outside Funded Agencies, Capital, Budget Details, and Supplemental Information.

### *Budget Summary*

The Budget Summary section provides a broad overview of the Fiscal Year 2026 (FY26) adopted Budget, including changes made between the Manager's Recommended Budget and the Department Requested Budget. Summaries of the County's fund accounting structure, total budget, revenues, expenditures, the Capital Improvement Plan, debt obligations, and positions counts.

### *Externally Funded Organizations*

The Externally Funded Organizations section summarizes the funding requests made by outside agencies and how they are funded in the current budget. This section also details how the Community College as well as the Public Schools are funded.

### *Capital & Debt*

The capital & debt section provides an overview of outstanding debt, as well as the requested and approved capital purchases, listed by department.

### *Budget Details*

The Budget Detail pages encompass every account, listed out by department. The line item details are developed during the budget preparation process and used to build the summary budget, which is then approved at the fund and function level.

### *Supplemental Information*

The Supplemental Information section encompasses:

- The adopted **Budget Ordinance** includes annual revenue and expenditures for the provision of services and is required in accordance with the Local Government Budget and Fiscal Control Act.
- The **Fiscal Policies** that guide the financial operations of the County.
- The annual adopted **Fee Schedule** is a complete listing (by department) of fees charged by the County for services. Any changes in the fee schedule from the previous year can be seen in the last column.
- The **Glossary** lists descriptions of terms and words found throughout the document.

# Budget Summary

## Budget Message

### **The Honorable Chairman and Cleveland County Board of Commissioners,**

In accordance with the General Statutes of North Carolina, I submit for your consideration, the recommended Cleveland County Fiscal Year 2025–2026 Budget. This budget reduces the property tax rate from 54.75 to 40.5 cents per \$100 of valuation, along with a 14 cent public school tax rate and a 7.0 cent fire tax rate. The Adopted budget is balanced and prepared under the guidelines of NC General Statute Chapter 159-Article 3, the Local Government Budget and Fiscal Control Act.

Ultimately, this year’s budget document presents the revenues and expenditures by function and purpose. The budget is designed to function as a work plan in guiding departmental operations to incorporate and accomplish the goals and objectives established by the Board of County Commissioners.

The recommended Cleveland County Fiscal Year 2025–2026 Budget, which conforms with the guidance of the Commissioners, is as follows by fund: GENERAL \$194,576,112, SPECIAL REVENUE \$7,625,575 CAPITAL PROJECTS \$11,157,536, DEBT SERVICE \$5,183,171, and ENTERPRISE \$21,792,331 for a Grand Total of \$240,337,726.

The focus of this budget is to accurately and conservatively forecast budgeted revenues and expenditures while maintaining outstanding service delivery to the citizens of Cleveland County. Strategic investments toward the funding of our capital projects, education, public safety, health, and quality of life are included in this budget. The budget includes eight new positions and a strategic investment in our most valued asset – the employees of our organization.

It has been my privilege to serve as a small part in this team-oriented planning process. I want to express my gratitude to everyone who participated in the Fiscal Year 2025-2026 budget process. I want to especially thank my budget team for their insight, knowledge, commitment and dedication.

The guidance and leadership demonstrated by the Board of County Commissioners set the course in the formulation of this budget document. Your insight and tireless efforts will ensure that we maintain a high level of service and provide the tools, training and resources necessary for the staff to deliver those services.

In this book, you will find detailed budget documents for your review. In addition, this information is available to the public at [www.clevelandcounty.com](http://www.clevelandcounty.com), in the office of the County Clerk, and in the four libraries located throughout Cleveland County.

Respectfully Submitted,

David B. Cotton, County Manager

## Cleveland County Purpose Statement and Values

### Making our Community Better

#### Our Values



**High Performance:** We provide high quality, solution-focused customer services.



**Courage:** We demonstrate strength and commitment to persevere and withstand opposition or difficulty.



**Teamwork:** We believe in the power of working together and we create an environment that is diverse and inclusive of all.



**Integrity:** We do what is right by being open, honest, and transparent and take responsibility for our actions.

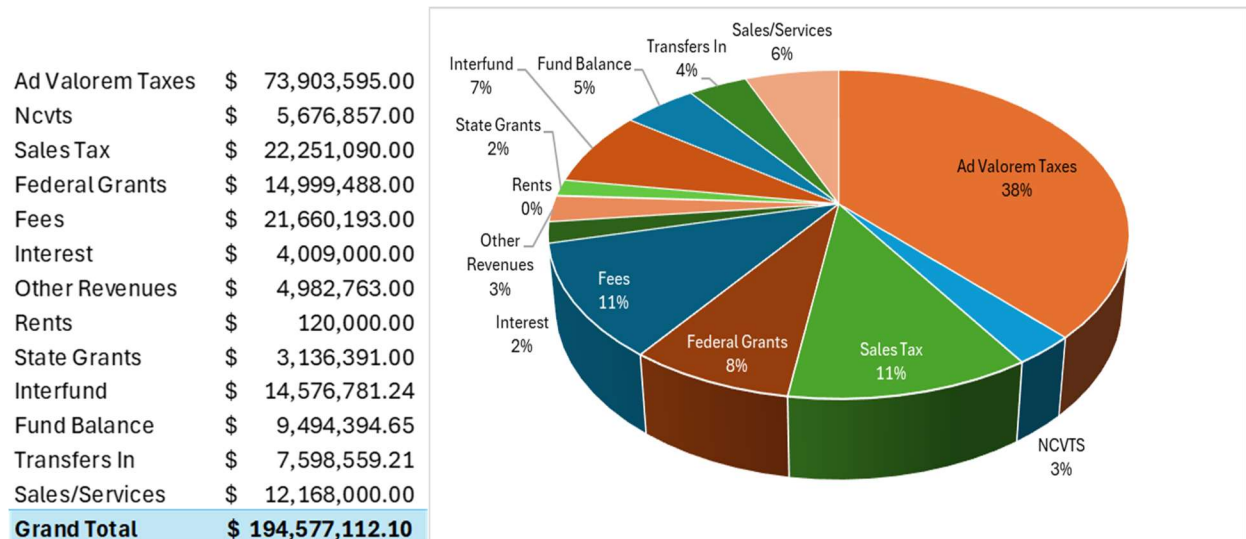


**Innovation:** We learn from outcomes, welcome change and are committed to continuous improvement.

## Revenue Overview

The County’s financial planning projections for the upcoming fiscal year begin with economic forecasts that are required to establish perceived portfolio performance for the upcoming twelve month period. The County’s FY 25 year-end revenues are expected to perform at budgeted amounts. While some categories are trending up, sales tax has been flat and interest revenue has fallen.

Total revenue in the General Fund is budgeted at \$194,577,112 – an approximately 4.5 million decrease from the prior fiscal year. The majority of this decrease is associated with a reduction in the amount of grant revenue available for FY 26. All revenue projections were established based on a reduced tax rate of a 40.5 cents.

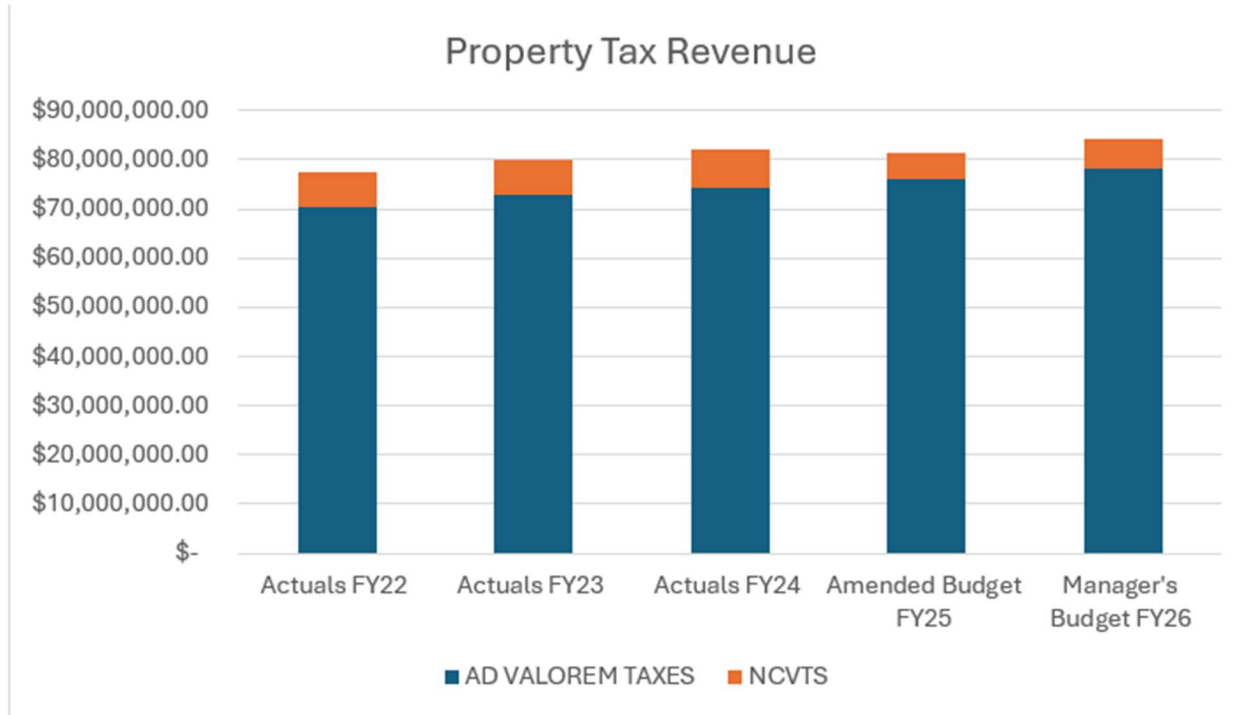


The chart below outlines the expected revenue changes in the FY 26 budget with the largest two increases being in property tax revenue and EMS billing revenues.

	Amended Budget FY24-25	Manager's Budget FY25-26	Change
ACCOUNTING	\$ -	\$ -	\$ -
AD VALOREM TAXE AD/PEN	\$ 292,500.00	\$ 301,275.00	\$ 8,775.00
AD VALOREM TAXES	\$ 71,782,144.00	\$ 73,602,320.00	\$ 1,820,176.00
FEDERAL GRANTS	\$ 14,422,599.00	\$ 14,999,488.00	\$ 576,889.00
FEES	\$ 17,797,419.00	\$ 21,660,193.00	\$ 3,862,774.00
FUND BALANCE APPROPRIATED	\$ 21,517,945.00	\$ 9,494,394.65	\$ (12,023,550.35)
INTEREST	\$ 6,004,000.00	\$ 4,009,000.00	\$ (1,995,000.00)
INTERFUND	\$ 14,388,615.00	\$ 14,576,781.24	\$ 188,166.24
INTERGOVERNMENTAL	\$ 2,797,431.00	\$ 2,630,663.00	\$ (166,768.00)
LOCAL REVENUES	\$ 106,250.00	\$ 173,200.00	\$ 66,950.00
MISCELLANEOUS	\$ 149,300.00	\$ 159,300.00	\$ 10,000.00
NCVTS	\$ 5,365,500.00	\$ 5,674,282.00	\$ 308,782.00
NCVTS AD/PEN	\$ 2,500.00	\$ 2,575.00	\$ 75.00
OTHER GRANTS & DONATIONS	\$ 310,805.00	\$ 198,850.00	\$ (111,955.00)
OTHER REVENUES	\$ 253,941.00	\$ 156,750.00	\$ (97,191.00)
OTHER TAXES	\$ 1,232,000.00	\$ 1,664,000.00	\$ 432,000.00
RENTS	\$ 170,000.00	\$ 120,000.00	\$ (50,000.00)
SALES TAX	\$ 21,603,000.00	\$ 22,251,090.00	\$ 648,090.00
SALES/SERVICES	\$ 10,719,813.00	\$ 12,168,000.00	\$ 1,448,187.00
STATE GRANTS	\$ 3,814,689.00	\$ 3,136,391.00	\$ (678,298.00)
TRANSFERS IN	\$ 6,315,346.00	\$ 7,598,559.21	\$ 1,283,213.21
<b>Grand Total</b>	<b>\$ 199,045,797.00</b>	<b>\$ 194,577,112.10</b>	<b>\$ (4,468,684.90)</b>

## Property Tax Revenue

Revenue in the 2024-2025 fiscal year is expected to come in higher than the budgeted level. As of April 2025, collections were at 97.9% or approximately \$ 75,419,058.



Revenue Category	Actuals FY22	Actuals FY23	Actuals FY24	Amended Budget FY25	Manager's Budget FY26
AD VALOREM TAXES	\$ 70,516,768.97	\$ 72,717,352.65	\$ 74,363,430.29	\$ 76,132,004.00	\$ 78,252,132.00
NCVTS	\$ 6,826,518.34	\$ 7,154,836.90	\$ 7,574,799.24	\$ 5,368,000.00	\$ 6,102,449.00

## Sales and Use Tax Levies

Sales tax continues to be the County's second largest revenue source. Cleveland County has experienced significant growth in sales tax revenue over the last several budget cycles. As a result, this fiscal year's budget depicts a sales tax revenue of \$22.25M. This is an increase of approximately three percent (3%) compared to FY 25 budgeted revenue estimates.

	Sum of Actuals FY23	Sum of Actuals FY24	Sum of Amended Budget FY25	Sum of Manager's Budget FY26
Revenue	\$ 21,862,087.30	\$ 22,665,359.36	\$ 21,603,000.00	\$ 22,251,090.00
<b>Grand Total</b>	<b>\$ 21,862,087.30</b>	<b>\$ 22,665,359.36</b>	<b>\$ 21,603,000.00</b>	<b>\$ 22,251,090.00</b>

## Occupancy Tax

Occupancy tax encompasses the six percent (6%) revenue share received from our hospitality partners, which have seen substantial growth in this revenue source. Driving factors in this increase include construction of the bypass and travel/tourism growth. Cleveland County continues to look for opportunities to recruit additional hotels to the County. From FY 19 to present day (aside from the effects of the COVID-19 pandemic), occupancy tax revenue has grown from \$430,000 to this adopted budget of \$500,000.

## Inspection Fees

With anticipated housing projects and economic development activity, inspection fee revenue is expected to continue to increase. This adopted budget has an expected revenue of \$450,000.

## Investment Income

Investment income is a barometer of strategic use of unallocated resources. Staff are constantly evaluating 60, 90, & 120-day cash flow needs to maximize the investment portfolio. As a result of strategic management and increasing rates, investment income grew approximately 8000% between FY 14 and FY 25 (from \$84,000 to \$7,000,000).

Investment revenues are reducing, largely due to the spending down of the \$105 million in grant funds that are being used to construct the Justice Center. Grant-related investment revenues are used to supplement related grant expenses. The projected investment income for the year-end FY 25 is anticipated to be \$7 million. Projected market conditions along with the utilization of some grant proceeds, the FY 26 investment income is budgeted at \$4,844,000.

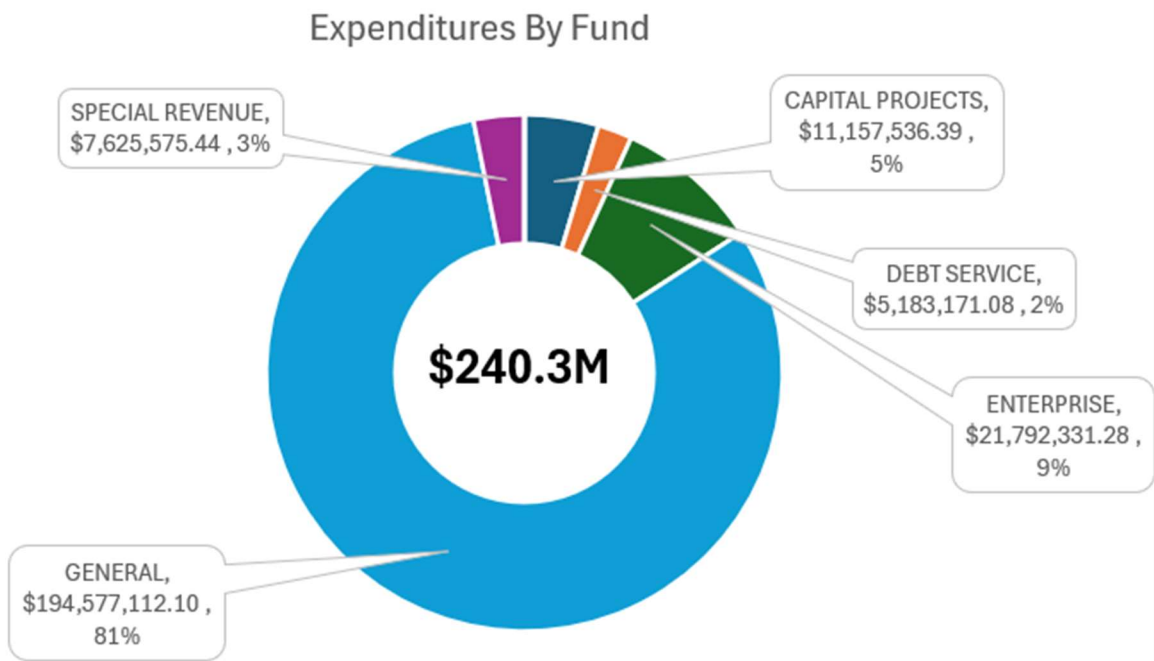
## Federal and State Revenues

Federal and State revenues are predominantly in the health and human services portion of the budget and are largely based on prescribed expenditure reimbursement rates. Due to the reimbursement nature of Department of Health and Human Services (DHHS) funding and matching requirements, the County's contribution requirement of (\$11.7M) and fees charged (\$4.8M) coupled with the federal and state revenue received (\$18.2M) provided for a total budget allocation for Health and Social Services of approximately \$37.3M.

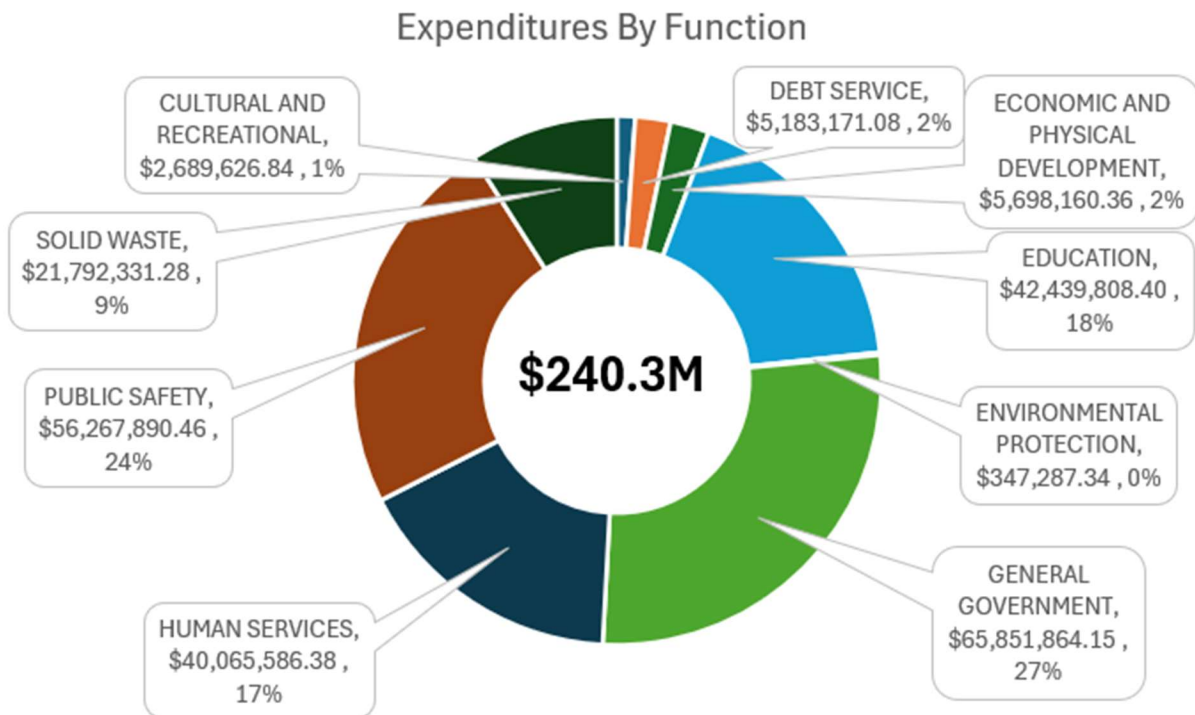
## Other Revenues

In January 2020, Cleveland County entered into an interlocal agreement with the Catawba Indian Nation. As a result, the County anticipates an additional \$100,000 in revenue from the PILOT (payment in lieu of taxes) generated from Two Kings Casino.

## Expenditure Overview



### Expenditure Summary



## Operational Highlights

The Human Resources Department continues to work to support an atmosphere that promotes workplace engagement, employee wellness, and a high performing culture, as our staff is of paramount importance. These efforts include the FY 26 budget funding for a pay and classification study, as well as funds for employee recognition and awards.

In order to remain efficient and effective, our focus remains on maintaining best practices, hardware infrastructure and software platforms. Accounting for a budgeted amount of \$1.2 million, our FY 26 technology plan captures three primary components: Automation, Data Security, & Customer Interface. This is the culmination of the Information Technology strategic plan completed in FY 23. Implementation of the plan will be followed as part of the FY 26 budget.

## Fiscal Sustainability

Beginning with FY 14, the Board of County Commissioners have an ongoing goal of increasing the County's fund balance to the 20% level. Due to intentional budget management, service redesign, and expenditure reengineering, FY 24 ended with a fund balance of 19.27%. Fund Balance projections for the FY 25 year-end are still in process, however, we are confident that our fiscal strategies will maintain a greater than 20% level. The FY 26 budget was built with this policy in mind.

As recently as FY 17, Cleveland County received a bond rating upgrade from S&P/Moody's and is now AA+. As a result, Cleveland County ranks in the top 15% of all counties in the State. This has proven critically important as we have remained aggressive in economic development with shell building financing and with Master Facility Plan improvements.

Further, debt service management is a vital part of long-term planning and sustainability. As of June 30, 2025, the County will have approximately \$40,820,125 in outstanding debt obligations. Of this \$40.8M, the County General Fund is only responsible for 27.6% of that amount. Cleveland County Schools debt responsibility accounts for \$16,572,971 or 40.6% of the total outstanding. The City of Shelby and Cleveland Community College account for the remaining 15.8%. At this time, 99.5% of the County's debt will be completely liquidated over the next 10 years.

## Economic Development

Cleveland County Commissioners continue to prioritize and invest in Economic Development and the recruitment of industry. Workforce development along with product development continues to be the primary focus for long-range success.

In FY 23, Cleveland Community College opened a new advanced manufacturing center. This new community asset provides critical job training infrastructure that will continue to promote a business-friendly environment and make Cleveland County an attractive place for industry expansion and location. The FY 26 budget includes an additional \$250,000 in funding to support the

community college. The total funding allocation to Cleveland Community College in the FY 26 budget is \$3,988,053.

The County has budgeted \$164,500 to the Cleveland County Economic Development Partnership (CCEDP) for recruitment of new businesses and the expansion of existing business in Cleveland County. The most recent success of CCEDP was the sale of Shell Building IV to PPG. PPG will invest \$380 million to build a new aerospace coatings and sealants manufacturing facility using the Shell IV building. Construction on the 62-acre site, which will initially include manufacturing and warehousing units, is set to commence in October 2025 and is expected to be completed in the first half of 2027. The 198,000-square-foot facility will enable the company to continue meeting the growing demands of the aerospace industry. It will employ more than 110 people and produce the full line of PPG's aerospace coatings and sealants.

This year will be the third year Cleveland County Government will partner with the Fair Association through implementation of a performance contract approved in 2022. Originally, the budget allocation of \$162,500 was to be appropriated as follows: \$100,000 for capital and the remaining \$62,500 to assist with operations. To accelerate the capital improvements at the Fairgrounds in advance of the 100th Anniversary of the Cleveland County Fair, the allocation outlined in the performance contract has been designated for the identified improvements. The Fair Association and Cleveland County will review the finance/operations and a facility needs assessment that were completed in 2023. This year, they will work together towards the implementation of strategies outlined in the assessments

The Foothills Public Shooting Complex continues to see an increase in the number of visitors. This facility is positioned to be a long-term regional travel/tourism draw for Cleveland County. The Complex hosted several tournaments during this past year and has plans of expanding those efforts.

## Community Education / Customer Service

The Board of County Commissioners have placed an emphasis on community cleanup, specifically reducing litter in Cleveland County. This program has been highly successful and includes the involvement of local partners and a marketing campaign that engages the local school system. The team at the Landfill has partnering with Soil and Water Conservation to provide education about litter into the community. The FY 26 budget includes a continued budget appropriation of \$40,000 to provide resources for this project.

The FY 26 budget includes \$70,500 for a multi-year engagement to provide advanced GIS imaging, including street level images. This software integrates with our tax software to help identify discrepancies between tax details and structural changes.

## Community Wellness

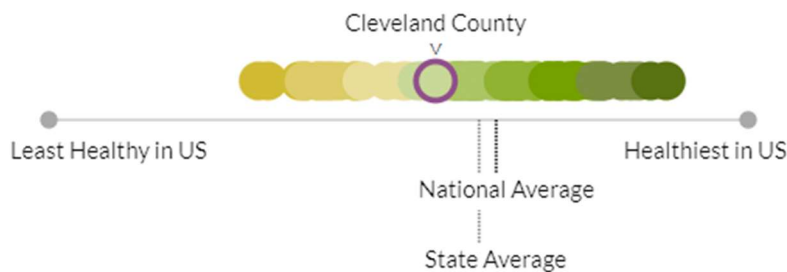
The Board of County Commissioners have identified several key initiatives related to promoting and improving community wellness.

As for population health and well-being, Cleveland County fares slightly worse than the average county in the nation with the primary driver being premature death. Chronic disease such as diabetes, cardiovascular disease, and substance abuse are the leaders within the premature death category. Specifically, almost one-third of our county residents are diabetic or pre-diabetic, our county’s stroke rate is 80 per 100,000 (which is double the state average) and our overdose rankings are disproportionately high.

One of the biggest obstacles to disease management is access to primary care. To address this shortcoming, the County, with a State of NC grant, launched a primary care clinic in Cleveland County. The Care for Cleveland Clinic accepts private insurance, Medicare, and Medicaid, and offers services to uninsured individuals on a sliding fee scale based on household income and number of people living in the household. The Care for Cleveland Clinic has been impactful in creating access to care for the nearly 14,000 uninsured residents in Cleveland County.

Further, the County has purchased a mobile screening bus that will travel to underserved areas of the county to perform preventive screenings such as blood pressure, A1c (blood sugar), and cholesterol. Those in need of follow-up care will be referred to the Care for Cleveland Clinic. In addition, Atrium offers a weekly mobile primary care unit, housed at Washington Outreach Ministry, as well as a community based virtual clinics in the Town of Kingstown, Cleveland Community College, Mt. Zion Baptist Church, Ellis Chapel Baptist Church and Shoal Creek Baptist Church.

Furthermore, the County has supported additional access to outdoor exercise equipment throughout the community to promote active lifestyles and reducing barriers to access and was made possible through partnerships with several of our municipalities.



*Health & Human Services*

The Department of Social Services (DSS) appropriation of \$8,524,580 represents approximately 35% of DSS’ total \$24,391,030 budget, with the remaining budget being federal and state funds. This appropriation is comparable with our LGC peer counties. While there are additional anticipatory costs budgeted associated with full migration to tailored Medicaid plans, the increased engagement of client interaction, back logs of economic services certifications, and an increasing utilization of DSS service, the FY 26 appropriation is decreased by \$324,570.

The appropriation of local funding for the Public Health Department is budgeted at \$3,150,173. This represents approximately 21.3% of the total operating budget of \$12,952,644. The FY 26 appropriation increased from FY 25 by \$570,464. The Public Health Department continues to lead

the charge on improving the County’s health ranking and educating citizens on the importance of community wellness.

## Public Safety

The total public safety budget for Cleveland County in the FY 26 budget is \$56,267,890 and includes the Sheriff’s Office, Detention, Emergency Medical Services (EMS), Emergency Management, and E-911 Communications.

The Board of County Commissioners ongoing Public Safety funding has increased significantly due to Public Safety capital replacement. These funding levels are commensurate with similarly situated North Carolina counties.

## Human Capital

Cleveland County strives to be an employer of choice. The total budgeted wages and benefits expense for FY 26 is \$88,105,709 which equates to an average wage of \$53.485. We recognize that to compete for and retain a highly talented workforce, our wages must be competitive, including a meaningful benefits package that represents 25-35% of their total annual salary.

Included in the FY 26 fiscal year budget is a recommended approach to employee pay that is inclusive of a 4% cost of living adjustment and a pay and classification study. These recommendations will assist Cleveland County in remaining competitive in our recruiting and retention efforts. The FY 26 budget will continue our performance-based pay program. We have made some minor modifications from the previous year which continue to allow a collective organizational wide performance model. If accomplished, this model creates fiscal savings for the organization that are then reinvested through a performance incentive to the employees – the target for FY 26 is three percent (3%). The incentive would be awarded twice during the year on September 15th and March 15th.

- Talent Retention..... > 89% of employees retained
- Health Plan Costs..... < 5% growth in health claims
- Safety Specific Training..... > 85% (2 hours per period)
- Employee Training Completion..... > 70% (2 hours per period)

### *Recommended Staffing Plan*

The County Executive Leadership team remain committed to two points of emphasis in managing the staffing plan for the upcoming fiscal year.

- A.) Position Justification – A formal and data driven review of each vacant position in the organization as it is vacated. The review includes analyzing the potential for cross departmental sharing, technology savings and attrition.
- B.) Position Reclassification - This represents an intentional effort to maximize each full-time equivalent (FTE) position within County government. Our team recognizes that

business and service delivery expectations change and that our team should look for opportunities to align current resources with the most appropriate need.

The recommended budget includes the addition of eight FTE. As our community continues to grow, it is critical to be prepared to make equitable adjustments to our staffing plan. In instances in which position reclassification is not available, we must add additional resources. The additional positions are listed below.

- 1.) **Fire Inspector (1)** – This position will allow the department to increase capability to complete required fire inspections of businesses, daycare facilities, schools, foster homes, places of worship, retail establishments as well as new construction. Should the County assume the fire inspections for the City of Kings Mountain, a professional services contract should be negotiated with the City of Kings Mountain with a value that covers the expenses associated with the salary, benefits, equipment and vehicle of the additional position. The City of Kings mountain estimates over 300 inspections within corporate limits. These inspections will need to occur on a reoccurring basis and will also include the schools, which must be inspected every 120 days as mandated by NCGS.
- 2.) **Housekeeper/Custodian (6)** - Due to ongoing quality assurance and quality control issues with contract services, staff is recommending transitioning to full time staff. This will allow for direct oversight, responsiveness, and scheduling to better align with the needs of the organization. The total new funding obligation for the county would be \$94,468, annually (custodial services contract applied to offset the total budgetary impact of \$238,219)
- 3.) **Voting Systems Technician (1)** - the absence of a dedicated voting systems technician will create significant operational challenges:
  - a. Inadequate technical maintenance: Voting machines and electronic poll books require routine maintenance, updates, and testing to ensure reliable performance.
  - b. Lack of dedicated troubleshooting support: During elections, technical issues often arise at polling locations.
  - c. Limited Pre-Election testing: Logic and Accuracy (L&A) testing is critical to verifying that voting machines record and tabulate votes correctly.
  - d. The demand for technical oversight has grown significantly due to:
    - i. New voting system upgrade: Recent changes in state and federal guidelines require additional security protocols, system upgrades, and post-election audits. These responsibilities exceed the current staff's capacity.
    - ii. Expanded absentee and early voting
    - iii. Cybersecurity mandates: Modern voting systems require advanced security protocols, including software updates, security audits, and data encryption.

*Position Funding Summary*

Summary of New Positions

Department	FTE Count	Salary
EMERGENCY MANAGEMENT	1	\$ 52,000
FACILITIES MAINTENANCE	6	187,574
ELECTIONS	1	48,235
<b>Grand Total</b>	<b>8</b>	<b>\$ 287,809</b>

Summary of all budgeted FTE

Fund#	FundName	FTE Count	Salary Total
10	General Fund	552	\$ 30,324,692
11	DSS	220	\$ 11,713,091
12	Health	124	\$ 6,765,570
13	Employee Wellness	7	\$ 617,299
14	Court	2	\$ 71,834
54	Solid Waste	40	\$ 1,984,235
55	Legrand Center	6	\$ 320,913
<b>Grand Total</b>		<b>951</b>	<b>\$ 51,797,634</b>

Summary of Vacant Positions as of May 2025

FundName	FTE Count
DSS	14
General Fund	43
Health	9
Solid Waste	6
<b>Grand Total</b>	<b>72</b>

General Fund Positions and Salary Total, Includes Vacant Position

Fund#	FundName	D#	DepartmentSimple	FTE Count	Salary Total
<b>10</b>	<b>General Fund</b>	411	COMMISSIONERS	5	\$ 62,129
		412	COUNTY MANAGER	9	\$ 746,496
		413	FINANCE & PURCHASING	14	\$ 875,773
		415	PROPERTY TAX ADMINISTRATION	24	\$ 1,265,873
		416	LEGAL DEPARTMENT	3	\$ 225,640
		418	BOARD OF ELECTIONS	9	\$ 200,242
		419	REGISTER OF DEEDS	7	\$ 335,963
		421	INFORMATION TECHNOLOGY	13	\$ 941,086
		422	TRAVEL & TOURISM	1	\$ 71,703
		423	HUMAN RESOURCES	11	\$ 772,640
		426	FACILITIES MAINTENANCE	8	\$ 442,552
		439	LAW ENFORCEMENT GRANTS	4	\$ 254,205
		440	SCHOOL RESOURCE OFFICERS	12	\$ 772,535
		441	SHERIFF'S OFFICE	127	\$ 8,242,893
		444	DETENTION CENTER (JAIL)	90	\$ 5,115,693
		445	EMERGENCY MANAGEMENT	4	\$ 247,188
		446	EMERGENCY MEDICAL SERVICES	112	\$ 5,011,602
		448	E911 COMMUNICATIONS	23	\$ 1,108,991
		449	ELECTRONIC MAINTENANCE	3	\$ 250,996
		450	BUILDING INSPECTIONS	5	\$ 306,836
		470	PUBLIC FIRING RANGE	6	\$ 234,419
		491	PLANNING & ZONING	7	\$ 377,204
		492	ECONOMIC DEVELOPMENT	3	\$ 259,439
		494	BUSINESS DEVELOPMENT	1	\$ 115,166
		495	NC EXTENSION	8	\$ 253,459
		498	SOIL CONSERVATION	2	\$ 115,432
		542	ANIMAL SERVICES	24	\$ 1,042,151
591	VETRANS	2	\$ 94,611		
611	LIBRARY	15	\$ 581,774		
<b>General Fund Total</b>				<b>552</b>	<b>\$ 30,324,692</b>

Other Funds Positions and Salary Total, Includes Vacant Position

Fund#	FundName	Department	FTE Count	Salary Total
<b>11</b>	<b>DSS</b>	504 DSS - TITLE X	80	\$ 5,032,009
		506 DSS - ADMINISTRATION	9	\$ 667,756
		508 DSS - INCOME MAINT	108	\$ 4,834,612
		512 DSS - IV-D CHILD SUPPORT	23	\$ 1,178,714
	<b>DSS Total</b>		<b>220</b>	<b>\$ 11,713,091</b>
<b>12</b>	<b>Health</b>	530 PUBLIC HEALTH - ADMIN	10	\$ 504,195
		531 PUBLIC HEALTH - ADULT HEALTH	7	\$ 448,405
		534 PUBLIC HEALTH - SCHOOL HEALTH	22	\$ 1,322,759
		535 PUBLIC HEALTH - HEALTH PROMOTIONS	1	\$ 49,442
		537 PUBLIC HEALTH - CHILD HEALTH	11	\$ 719,985
		538 PUBLIC HEALTH - MATERNAL HEALTH	8	\$ 325,883
		539 PUBLIC HEALTH - FAMILY PLANNING	16	\$ 730,170
		540 PUBLIC HEALTH - WIC	10	\$ 432,065
		541 PUBLIC HEALTH - ENVIRONMENTAL HEAL	11	\$ 779,993
		543 PUBLIC HEALTH - GRANTS	2	\$ 87,073
		544 DENTAL CLINIC	5	\$ 200,107
		545 PUBLIC HEALTH - NURSE FAMILY PARTNEI	6	\$ 338,387
		547 PUBLIC HEALTH - CMARC	8	\$ 469,838
		PUBLIC HEALTH - CODAP	1	\$ 48,474
550 PUBLIC HEALTH - PRIMARY CARE	6	\$ 308,794		
	<b>Health Total</b>		<b>124</b>	<b>\$ 6,765,570</b>
<b>13</b>	<b>Employee Wellne</b>	660 PUBLIC HEALTH - EMPLOYEE WELLNESS C	7	\$ 617,299
		<b>Employee Wellness Total</b>	<b>7</b>	<b>\$ 617,299</b>
<b>14</b>	<b>Court</b>	417 COURT FACILITIES	2	\$ 71,834
		<b>Court Total</b>	<b>2</b>	<b>\$ 71,834</b>
<b>54</b>	<b>Solid Waste</b>	473 DISPOSAL/LANDFILL	35	\$ 1,753,189
		474 COLLECTIONS/MANNED SITES	5	\$ 231,046
		<b>Solid Waste Total</b>	<b>40</b>	<b>\$ 1,984,235</b>
<b>55</b>	<b>Legrand Center</b>	480 LEGRAND CENTER	6	\$ 320,913
		<b>Legrand Center Total</b>	<b>6</b>	<b>\$ 320,913</b>
<b>Grand Total</b>			<b>951</b>	<b>\$ 51,797,634</b>

*County Wellness*

While governments across the State are reporting average health care cost increases of 10-15% for Employee Health Insurance, Cleveland County is expecting a 0% employer increase in health care premiums. Employee healthcare is paid for by Cleveland County at 100%. Spouse and dependent coverage will remain flat for the 16th consecutive year.

Employee monthly premiums under the plan also remain flat. The FY 26 budget includes continuation of disease management programs, YMCA benefits, and improved dental coverage.

Minimal increases in healthcare claims compared to governments across the state are indicative of our employees' commitment to wellness.

## Solid Waste

This budget includes a 3% increase in tipping fees, as part of a 10-year rate stabilization metric. Rate stabilization is required to prepare for costs associated with additional cells and post-closure. Solid Waste has begun permitting a new cell at the landfill. Construction for this cell is expected to begin in FY 26.

The County completed a rate study to review the solid waste fees on all residential properties. Coupled with a change in use policy to properly enforce residential waste only at convenience sites, the County will increase the charge from \$25 to \$37.50 for residents in unincorporated areas who do not have bulk pickup. This change will increase revenue by \$65,000 and better align the cost of service with utilization.

## Departmental Detail Pages

The following pages provide detail of each Cleveland County department/office/agency.

Department Summary For

# Animal Services

**Department Mission:**

The mission of the Cleveland County Animal Services Department is to protect the health and safety of our residents; promote humane care and prevent cruel treatment of animals; and to work to reduce the number of stray and homeless animals in our county.

**Department Responsibilities:**

The department’s objectives and responsibilities include the following:

- improve communications with both internal and external clients in an expeditious, thorough, and professional manner
- emphasize “at-risk” animals, developing strategies based on carefully reviewed data
- evaluate new programs and services and re-evaluate current programs and services to ensure we are addressing the community animals' needs
- collaborate with other industry leaders and gather information regarding innovative shelter practices
- facilitate an environment where teamwork is paramount, ideas are welcomed, creativity is encouraged, and successes are celebrated.

In seeking to accomplish our objectives and mission, the department offers the community an array of services that support people and animals. We provide services through our primary facility in Shelby, NC, and at off-site adoption partner locations throughout Cleveland County, including PetSmart, Tractor Supply, and through community events.

Services include lost pet reunification, pet adoption, low-cost community cat sterilization for the public through community veterinary partners, community rabies vaccination clinics, animal cruelty investigations, and community pet retention support. Additionally, we maintain programs for volunteering, pet fostering, special events, and donations.

The department evaluates its progress by tracking the number of animals and families it serves through our various programs, and the rate of positive pet outcomes. Additionally, we maintain tracking of expenditures and revenues as we manage annual operations and plan for the future.

**Comments:**

Animal Services houses the County's only public animal sheltering and animal control agency, providing services to approximately 101,000 residents. CCAS provides sheltering services to an average of approximately 2,100 animals annually. The facility has 122 animal-holding enclosures and is licensed to house up to 106 dogs and 87 cats. The department meet increasingly stringent regulatory requirements set forth by the North Carolina Department of Agriculture and Consumer Services, and pass an annual licensing application and inspection process.

## Fiscal Year 25-26 Adopted Department Budget

	Actuals FY22-23	Actuals FY23-24	Amended Budget FY24-25	Manager's Budget FY25-26
<b>Revenue</b>				
FEES	\$ 72.00	\$ 550.00	\$ -	\$ -
FUND BALANCE APPROPRIATED	\$ -	\$ -	\$ 58,863.00	\$ -
INTERFUND	\$ -	\$ -	\$ -	\$ -
OTHER GRANTS & DONATIONS	\$ 5,371.62	\$ 7,998.22	\$ -	\$ -
OTHER REVENUES	\$ -	\$ 84.86	\$ -	\$ -
SALES/SERVICES	\$ 145,725.53	\$ 149,345.56	\$ 164,500.00	\$ 164,500.00
<b>Revenue Total</b>	<b>\$ 151,169.15</b>	<b>\$ 157,978.64</b>	<b>\$ 223,363.00</b>	<b>\$ 164,500.00</b>
<b>Expense</b>				
AUTOMOTIVE SUPPLIES/FUELS	\$ 55,482.87	\$ 53,960.65	\$ 45,000.00	\$ 45,000.00
CAPITAL OUTLAY	\$ -	\$ 151,667.76	\$ 170,196.00	\$ 489,255.00
CURRENT OBLIGATIONS	\$ 42,887.62	\$ 66,018.91	\$ 58,200.00	\$ 64,850.00
FIXED & CONTRACTED SERVICES	\$ 176,693.88	\$ 137,610.48	\$ 220,093.00	\$ 133,700.00
GRANT & DONATION SPENDING	\$ 2,466.23	\$ 979.60	\$ 31,707.00	\$ -
OTHER EXPENSES	\$ 1,130.98	\$ 585.05	\$ 700.00	\$ 1,200.00
SUPPLIES AND MATERIALS	\$ 138,390.00	\$ 153,872.69	\$ 167,217.00	\$ 154,500.00
WAGES & BENEFITS	\$ 1,088,036.47	\$ 1,454,190.38	\$ 1,585,541.00	\$ 1,636,833.10
<b>Expense Total</b>	<b>\$ 1,505,088.05</b>	<b>\$ 2,018,885.52</b>	<b>\$ 2,278,654.00</b>	<b>\$ 2,525,338.10</b>

Agency Summary For

## Board of Elections

**Agency Mission:**

The Cleveland County Board of Elections (BOE) is committed to conducting fair, honest, impartial, and efficient elections so that all qualified citizens in Cleveland County may exercise their right to vote.

**Agency Responsibilities:**

The Elections office is responsible for conducting all elections in Cleveland County, including municipal, county, state, and federal elections, as well as special referenda. The primary functions of the office include voter registration, candidate filing, finding and maintaining voting sites, appointing and training precinct officials, and preparing and distributing ballots. Other duties include maintaining voting equipment, canvassing and certifying the ballots cast in Cleveland County, candidate campaign finance compliance and providing public information on elections and voting procedures.

**Comments:**

The BOE has been taking proactive steps to ensure accurate and secure elections amid growing threats. Measures include regular security assessments, continuous monitoring, and incident response training. Public outreach efforts have been expanded to combat misinformation and strengthen voter trust in the election process. Additionally, we maintain tracking of expenditures and revenues as we manage annual operations and plan for the future.

### Fiscal Year 25-26 Adopted Agency Budget

	Actuals FY22-23	Actuals FY23-24	Amended Budget FY24-25	Manager's Budget FY25-26
<b>Revenue</b>				
FEDERAL GRANTS	\$ -	\$ -	\$ -	\$ -
FEES	\$ 5.00	\$ 44,972.39	\$ -	\$ -
OTHER GRANTS & DONATIONS	\$ 1,850.00	\$ -	\$ -	\$ -
OTHER REVENUES	\$ -	\$ -	\$ -	\$ -
<b>Revenue Total</b>	<b>\$ 1,855.00</b>	<b>\$ 44,972.39</b>	<b>\$ -</b>	<b>\$ -</b>
<b>Expense</b>				
CAPITAL OUTLAY	\$ 20,024.00	\$ 12,469.69	\$ -	\$ -
CURRENT OBLIGATIONS	\$ 26,899.07	\$ 36,355.53	\$ 49,000.00	\$ 56,100.00
FIXED & CONTRACTED SERVICES	\$ 59,455.54	\$ 73,622.64	\$ 77,936.00	\$ 116,100.00
GRANT & DONATION SPENDING	\$ 1,850.00	\$ -	\$ -	\$ -
OTHER EXPENSES	\$ 3,079.09	\$ -	\$ 4,400.00	\$ 500.00
SUPPLIES AND MATERIALS	\$ 41,820.75	\$ 92,442.17	\$ 93,364.00	\$ 95,000.00
WAGES & BENEFITS	\$ 417,736.10	\$ 512,774.10	\$ 542,771.00	\$ 542,984.22
<b>Expense Total</b>	<b>\$ 570,864.55</b>	<b>\$ 727,664.13</b>	<b>\$ 767,471.00</b>	<b>\$ 810,684.22</b>

Department Summary For

# Building Inspection

**Department Mission:**

The mission of the Building Inspection Department is to enforce the current North Carolina technical Building Codes.

**Department Responsibilities:**

Per North Carolina General Statute, it is the responsibility of each county to provide inspections to ensure that the minimum standards of the North Carolina Building Codes are being upheld during the construction process for new commercial buildings, dwellings, and their accessory structures. The Cleveland County Building Inspection Department performs plan review prior to construction beginning. After plan approval, the department issues permits, schedules inspections at key points during the inspection process until completion of the project, and issues Certificates of Occupancy once all requirements are met. The department also assists other county government departments in the function of their responsibilities, along with state and federal agencies.

**Comments:**

While it is the primary responsibility of the Building Inspection Department to enforce state building code, a high emphasis is placed on customer service to provide these required inspections as conveniently as possible for our local builders to minimize interruptions and down-time for their respective projects. Additionally, we maintain tracking of expenditures and revenues as we manage annual operations and plan for the future.

## Fiscal Year 25-26 Adopted Department Budget

	Actuals FY22-23	Actuals FY23-24	Amended Budget FY24-25	Manager's Budget FY25-26
<b>Revenue</b>				
FEES	\$ 431,395.00	\$ 429,649.00	\$ 441,588.00	\$ 450,000.00
OTHER REVENUES	\$ (10.00)	\$ 75.00	\$ -	\$ -
<b>Revenue Total</b>	<b>\$ 431,385.00</b>	<b>\$ 429,724.00</b>	<b>\$ 441,588.00</b>	<b>\$ 450,000.00</b>
<b>Expense</b>				
AUTOMOTIVE SUPPLIES/FUELS	\$ 14,582.12	\$ 16,139.13	\$ 16,500.00	\$ 16,500.00
CAPITAL OUTLAY	\$ -	\$ 82,869.54	\$ 41,588.00	\$ 43,000.00
CURRENT OBLIGATIONS	\$ 5,258.72	\$ 7,103.67	\$ 7,600.00	\$ 7,600.00
FIXED & CONTRACTED SERVICES	\$ 18,968.70	\$ 23,207.68	\$ 19,675.00	\$ 72,675.00
OTHER EXPENSES	\$ -	\$ -	\$ 50.00	\$ 50.00
SUPPLIES AND MATERIALS	\$ 1,499.37	\$ 1,633.47	\$ 6,250.00	\$ 12,500.00
WAGES & BENEFITS	\$ 339,911.12	\$ 412,127.54	\$ 455,472.00	\$ 471,014.52
<b>Expense Total</b>	<b>\$ 380,220.03</b>	<b>\$ 543,081.03</b>	<b>\$ 547,135.00</b>	<b>\$ 623,339.52</b>

Department Summary For

## Business Development

**Department Mission:**

The Business Development Department's primary mission is to foster governmental relationships and opportunities, provide a business and social meeting venue, and support county departments operations.

**Department Responsibilities:**

The Business Development Department provides basic business services as requested by a county department, the County Manager, or the Board of Commissioners. These services can include: interim management, financial budgeting/planning, contracts, staffing issues, equipment needs, and capital project management.

Further, the Business Development Department (BDD) is responsible for managing an effective relationship with the Catawba Indian Nation, it's contractors and vendors, and cultural integration. The BDD manages the contract between the county and tribe (the Intergovernmental Agreement) including financial and service-delivery aspects.

The BDD includes the operation of the LeGrand Center (the largest conference center in the region) including staffing, financial management, and contract management.

### Fiscal Year 25-26 Adopted Department Budget

	Actuals FY22-23	Actuals FY23-24	Amended Budget FY24-25	Manager's Budget FY25-26
<b>Revenue</b>				
FEES	\$ 57,544.44	\$ 351,502.90	\$ 44,500.00	\$ 2,933,880.00
FUND BALANCE APPROPRIATED	\$ -	\$ -	\$ 87,389.00	\$ -
INTERFUND	\$ 666,359.76	\$ 646,068.93	\$ 810,622.00	\$ 707,112.00
OTHER REVENUES	\$ 3,276.48	\$ 955.49	\$ 2,500.00	\$ 2,500.00
RENTS	\$ 177,473.44	\$ 198,813.29	\$ 170,000.00	\$ 120,000.00
<b>Revenue Total</b>	<b>\$ 904,654.12</b>	<b>\$ 1,197,340.61</b>	<b>\$ 1,115,011.00</b>	<b>\$ 3,763,492.00</b>
<b>Expense</b>				
AUTOMOTIVE SUPPLIES/FUELS	\$ 1,093.57	\$ 1,121.00	\$ 3,000.00	\$ 3,000.00
CAPITAL OUTLAY	\$ 6,100.00	\$ -	\$ 215,000.00	\$ 29,671.00
CURRENT OBLIGATIONS	\$ 188,030.79	\$ 150,296.75	\$ 161,690.00	\$ 161,500.00
FIXED & CONTRACTED SERVICES	\$ 110,160.10	\$ 125,555.42	\$ 221,979.00	\$ 743,941.00
OTHER EXPENSES	\$ 90.85	\$ -	\$ 200.00	\$ 200.00
SUPPLIES AND MATERIALS	\$ 23,130.51	\$ 12,540.51	\$ 24,500.00	\$ 23,500.00
WAGES & BENEFITS	\$ 576,048.30	\$ 622,438.33	\$ 662,616.00	\$ 684,332.22
<b>Expense Total</b>	<b>\$ 904,654.12</b>	<b>\$ 911,952.01</b>	<b>\$ 1,288,985.00</b>	<b>\$ 1,646,144.22</b>

Department Summary For

## County Managers Office

**Department Mission:**

The mission of the County Manager's Office is to provide professional management and support of county government by supervising departmental operations, recommending policies and programs to the Board of County Commissioners, and ensuring that the directives and policies established by the Board of County Commissioners are implemented.

**Department Responsibilities:**

Overseeing administration of all County departments under the general control of the Board of County Commissioners.

Prepare and submit the annual budget to the Board of Commissioners, monitor expenditures, and ensure responsible financial management.

Serving as a liaison to the public, County departments, community partners and state and federal agencies.

Implements the vision, goals and policies established by the Board of Commissioners.

### Fiscal Year 25-26 Adopted Department Budget

	Actuals FY22-23	Actuals FY23-24	Amended Budget FY24-25	Manager's Budget FY25-26
<b>Revenue</b>				
FUND BALANCE APPROPRIATED	\$ -	\$ -	\$ 5,314.00	\$ -
<b>Revenue Total</b>	<b>\$ -</b>	<b>\$ -</b>	<b>\$ 5,314.00</b>	<b>\$ -</b>
<b>Expense</b>				
AUTOMOTIVE SUPPLIES/FUELS	\$ 1,075.24	\$ 498.92	\$ 2,000.00	\$ 2,000.00
CAPITAL OUTLAY	\$ 27,786.28	\$ -	\$ -	\$ -
CURRENT OBLIGATIONS	\$ 29,857.62	\$ 26,782.19	\$ 76,160.00	\$ 40,420.00
FIXED & CONTRACTED SERVICES	\$ 78,063.61	\$ 70,369.31	\$ 78,849.00	\$ 73,855.00
OTHER EXPENSES	\$ -	\$ 250.00	\$ -	\$ 9,500.00
SUPPLIES AND MATERIALS	\$ 7,011.39	\$ 2,687.69	\$ 7,000.00	\$ 4,000.00
WAGES & BENEFITS	\$ 1,098,610.51	\$ 1,025,248.48	\$ 1,065,942.00	\$ 1,101,680.26
<b>Expense Total</b>	<b>\$ 1,242,404.65</b>	<b>\$ 1,125,836.59</b>	<b>\$ 1,229,951.00</b>	<b>\$ 1,231,455.26</b>

Department Summary For

## Social Services

**Department Mission:**

Provide children a safe, permanent family. Protect and serve vulnerable disabled adults. Help families become self sufficient. Help eligible families obtain medial and food assistance. The primary theme that unites each of these statements is Citizen Advocacy.

**Department Responsibilities:**

The Social Services Department in a county government is responsible for providing social work services and economic services to protect vulnerable individuals and families, promote self-sufficiency, and ensure access to necessary resources. This includes child welfare, adult services, public assistance programs, and child support enforcement.

The Children Services division investigates allegations of abuse, neglect and/or dependency of children and provides permanency planning for children who have been placed into custody including foster care, independent living and adoptions.

The Adult Services division evaluates the need for protective services for disabled adults who are alleged to be abused, neglected and/or exploited. The division also provides oversight of adults who have been deemed incompetent and support services to allow adults to remain safely in their homes.

The Economic Services division facilitates service delivery of economic support programs for eligible families who need food assistance and health care coverage. In addition, the Economic Services division administers energy, crisis, day care and work first programs.

The Child Support division administers child support services that assist in the collection and distribution of court ordered child support payments through locating parents and establishing paternity.

**Comments:**

North Carolina has a federally mandated, state supervised, county administered social services system. This means the federal government authorizes national programs and a large portion of the funding, the state provides oversight and support while county Social Services agendas deliver the services and benefits.

### Fiscal Year 25-26 Adopted Department Budget

	Actuals FY22-23	Actuals FY23-24	Amended Budget FY24-25	Manager's Budget FY25-26
<b>Revenue</b>				
FEDERAL GRANTS	\$ 12,290,993.08	\$ 10,645,498.11	\$ 12,873,822.00	\$ 13,798,000.00
FEES	\$ 16,272.45	\$ 19,241.20	\$ 36,200.00	\$ 36,200.00
FUND BALANCE APPROPRIATED	\$ -	\$ -	\$ 246,886.00	\$ -
INTERFUND	\$ 6,839,068.59	\$ 10,152,130.01	\$ 8,849,150.00	\$ 8,524,580.10
OTHER GRANTS & DONATIONS	\$ 80,500.00	\$ 162,099.51	\$ 8,000.00	\$ -
OTHER REVENUES	\$ 41,779.07	\$ 44,985.72	\$ 32,250.00	\$ 32,250.00
STATE GRANTS	\$ 1,589,711.06	\$ 1,512,069.02	\$ 2,068,204.00	\$ 2,000,000.00
<b>Revenue Total</b>	<b>\$ 20,858,324.25</b>	<b>\$ 22,536,023.57</b>	<b>\$ 24,114,512.00</b>	<b>\$ 24,391,030.10</b>
<b>Expense</b>				
AUTOMOTIVE SUPPLIES/FUELS	\$ 27,137.56	\$ 28,186.56	\$ 40,500.00	\$ 37,000.00
CAPITAL OUTLAY	\$ 250,876.99	\$ 122,000.00	\$ 278,456.00	\$ 47,300.00
CURRENT OBLIGATIONS	\$ 244,071.19	\$ 325,611.75	\$ 304,784.00	\$ 337,800.00
FIXED & CONTRACTED SERVICES	\$ 1,292,179.09	\$ 1,350,003.23	\$ 1,508,557.00	\$ 1,484,196.00
GRANT & DONATION SPENDING	\$ 30,662.22	\$ 151,868.93	\$ 162,069.00	\$ 3,000.00
MISCELLANEOUS	\$ -	\$ -	\$ -	\$ -
OTHER EXPENSES	\$ 3,400,478.75	\$ 3,668,200.51	\$ 4,163,733.00	\$ 3,856,200.00
SUPPLIES AND MATERIALS	\$ 196,921.68	\$ 159,516.48	\$ 90,500.00	\$ 247,008.00
TRANSFERS OUT	\$ 211,197.86	\$ 191,000.00	\$ 191,000.00	\$ 191,000.00
WAGES & BENEFITS	\$ 15,137,712.59	\$ 16,539,636.11	\$ 17,554,913.00	\$ 18,187,526.10
<b>Expense Total</b>	<b>\$ 20,791,237.93</b>	<b>\$ 22,536,023.57</b>	<b>\$ 24,294,512.00</b>	<b>\$ 24,391,030.10</b>

Department Summary For

## Electronic Maintenance

**Department Mission:**

The mission of the Electronic Maintenance Department is to provide reliable, secure, and innovative communication solutions that support the operational effectiveness and public safety objectives of Cleveland County. We are committed to delivering high-quality infrastructure and responsive support that empowers County departments to serve the community safely and efficiently.

**Department Responsibilities:**

The Electronic Maintenance Department is responsible for the planning, implementation, and ongoing management of critical communication systems that support Cleveland County operations. Our scope of services includes:

- **Public Safety Radio System Management**  
Design, install, maintain, and manage the County’s Public Safety Radio System, supporting essential communications through tower sites, mobile and portable radios, and dispatch console infrastructure.
- **Landline and Internal Telephone Systems**  
Oversee the installation, upkeep, and coordination of landline and internal phone systems across all County facilities to ensure seamless voice communication.
- **Cell Phone Fleet Management**  
Provisions and supports a county-wide fleet of mobile phones, enabling consistent mobile communication for all departments.
- **Access Control, Intercom, and Security Systems**  
Design, install, and manage facility access control systems, intercoms, and integrated security systems to enhance safety and operational control.
- **Public Safety Vehicle Equipment**  
Install and maintain specialized equipment for public safety vehicles, including communication radios, GPS systems, and emergency response technologies.
- **Building Infrastructure Wiring (Copper and Fiber)**  
Install and manage copper and fiber-optic cabling for network infrastructure, supporting high-performance connectivity across County facilities.

**Comments:**

Through these services, our department ensures that Cleveland County's communications infrastructure is robust, secure, and aligned with the needs of our community and emergency services.

### Fiscal Year 25-26 Adopted Department Budget

	Actuals FY22-23	Actuals FY23-24	Amended Budget FY24-25	Manager's Budget FY25-26
<b>Revenue</b>				
FEES	\$ -	\$ -	\$ -	\$ -
FUND BALANCE APPROPRIATED	\$ -	\$ -	\$ 1,138.00	\$ -
SALES/SERVICES	\$ 146,880.00	\$ 181,620.00	\$ 149,000.00	\$ 180,000.00
<b>Revenue Total</b>	<b>\$ 146,880.00</b>	<b>\$ 181,620.00</b>	<b>\$ 150,138.00</b>	<b>\$ 180,000.00</b>
<b>Expense</b>				
AUTOMOTIVE SUPPLIES/FUELS	\$ 5,123.14	\$ 6,459.00	\$ 7,450.00	\$ 6,970.00
CAPITAL OUTLAY	\$ -	\$ 262,792.21	\$ 245,300.00	\$ -
CURRENT OBLIGATIONS	\$ 7,972.67	\$ 19,077.68	\$ 18,962.00	\$ 21,200.00
FIXED & CONTRACTED SERVICES	\$ 306,615.71	\$ 302,700.18	\$ 334,779.00	\$ 343,912.62
SUPPLIES AND MATERIALS	\$ 33,554.94	\$ 294,605.14	\$ 48,538.00	\$ 294,000.00
WAGES & BENEFITS	\$ 380,716.31	\$ 415,711.23	\$ 408,133.00	\$ 422,853.14
<b>Expense Total</b>	<b>\$ 733,982.77</b>	<b>\$ 1,301,345.44</b>	<b>\$ 1,063,162.00</b>	<b>\$ 1,088,935.76</b>

Department Summary For

## Emergency Management/Fire Marshal

**Department Mission:**

To provide a safe environment to Cleveland County citizens and its visitors.

**Department Responsibilities:**

Cleveland County Emergency Management (CCEM) is responsible for management of the county-wide emergency management program. CCEM utilizes an “all hazards” approach and partners with municipalities, state and federal agencies, volunteer and community organizations, non-government organizations, and others to provide protective measures for the residents of Cleveland County. Together, we work to enhance our community resiliency through hazard mitigation and management of risks associated with natural and man-made disasters. The Functions of CCEM include:

- Work with local jurisdictions, emergency responders, and members of the public and private sector to engage in comprehensive disaster planning.
- Identify resources that can be used to aid in the mitigation, response and recovery of disasters.
- Develop and maintain the county-wide Emergency Operations Plan (EOP).
- Conduct community outreach in an effort to provide public awareness and preparedness tips for events such as tornadoes, floods, and winter weather.
- Update the multi-jurisdictional Hazard Mitigation Plan and coordinating with all participants to ensure strategic planning.

The Fire Marshals office is responsible for conducting inspections of new and existing buildings to maintain compliance with the NC Fire Prevention Code. In addition we inspect Schools, Day Cares, Foster cares and any other public buildings within the jurisdiction of Cleveland County. We work closely with all Fire Departments in Cleveland County to ensure proper services are provided to our citizens in times of need. We also conduct fire investigations of suspicious fires and assist in prosecution of arson cases. Lastly, we manage tracking of expenditures and revenues to meet budget requirements.

**Comments:**

Our Major Achievements from this past year, a majority of our fire departments have completed their ISO inspections and have reduced their rating to a class 4, this is a significant savings to our homeowners as it allows for reductions in insurance premiums. The Emergency Management office recently worked through Hurricane Helene and continues the recovery phase of this incident, we worked hard with our first responder agencies to prepare for and respond to the storm and were successful in our efforts.

### Fiscal Year 25-26 Adopted Department Budget

	Actuals FY22-23	Actuals FY23-24	Amended Budget FY24-25	Manager's Budget FY25-26
<b>Revenue</b>				
FEDERAL GRANTS	\$ 53,406.77	\$ 35,000.00	\$ -	\$ -
FUND BALANCE APPROPRIATED	\$ -	\$ -	\$ -	\$ -
INTERGOVERNMENTAL	\$ 7,442.00	\$ 4,972.00	\$ 5,000.00	\$ 5,000.00
LOCAL REVENUES	\$ 49,200.00	\$ 49,200.00	\$ 49,200.00	\$ 49,200.00
OTHER GRANTS & DONATIONS	\$ -	\$ -	\$ -	\$ -
OTHER REVENUES	\$ 1,380.35	\$ 7,810.00	\$ -	\$ -
STATE GRANTS	\$ -	\$ -	\$ -	\$ -
<b>Revenue Total</b>	<b>\$ 111,429.12</b>	<b>\$ 96,982.00</b>	<b>\$ 54,200.00</b>	<b>\$ 54,200.00</b>
<b>Expense</b>				
AUTOMOTIVE SUPPLIES/FUELS	\$ 15,879.23	\$ 14,822.58	\$ 12,000.00	\$ 12,000.00
CAPITAL OUTLAY	\$ 53,950.18	\$ 48,043.17	\$ 58,474.00	\$ -
CURRENT OBLIGATIONS	\$ 12,564.89	\$ 6,837.17	\$ 10,686.00	\$ 10,686.00
FIXED & CONTRACTED SERVICES	\$ 83,163.44	\$ 45,290.71	\$ 171,120.00	\$ 174,620.00
GRANT & DONATION SPENDING	\$ -	\$ 225,000.00	\$ 16,548.66	\$ -
OTHER EXPENSES	\$ 18,014.91	\$ 17,383.47	\$ 14,926.00	\$ 19,500.00
SUPPLIES AND MATERIALS	\$ 40,289.96	\$ 18,036.91	\$ 17,548.00	\$ 18,748.00
WAGES & BENEFITS	\$ 325,825.46	\$ 374,097.20	\$ 379,924.00	\$ 392,980.18
<b>Expense Total</b>	<b>\$ 549,688.07</b>	<b>\$ 749,511.21</b>	<b>\$ 681,226.66</b>	<b>\$ 628,534.18</b>

Department Summary For

## Emergency Medical Services

**Department Mission:**

The mission of Cleveland County Emergency Medical Services (EMS) is to provide exceptional healthcare services in an efficient and cost-effective manner to assist in positioning Cleveland County as a premier community in which to live, work, play.

**Department Responsibilities:**

Cleveland County EMS is dedicated to providing high-quality, timely, and compassionate emergency medical care to the residents, visitors, and surrounding communities of Cleveland County. Our primary mission is to respond to medical emergencies and traumatic injuries with professionalism and efficiency, ensuring the best possible outcomes for those in need.

Core Responsibilities:

Emergency Medical Response:

Cleveland County EMS delivers rapid and skilled pre-hospital care to individuals experiencing medical or traumatic emergencies. Paramedics and EMTs are trained to assess, stabilize, and treat patients on scene and during transport to medical facilities.

24/7 Service Availability:

Our department operates around the clock, 365 days a year, ensuring that emergency medical care is always available to those who need it; day or night, regardless of conditions.

Advanced Life Support (ALS) and Basic Life Support (BLS):

Cleveland County EMS provide both ALS and BLS services using well-equipped ambulances and highly trained personnel, capable of managing critical health situations including cardiac arrests, respiratory distress, severe injuries, and other life-threatening conditions.

Mutual Aid and Regional Support:

Cleveland County EMS collaborates with neighboring counties and regional response teams to provide mutual aid during large-scale incidents, mass casualty events, and natural disasters.

Public Safety Partnerships:

Cleveland County EMS works closely with law enforcement, fire departments, emergency management, and healthcare providers to ensure a coordinated and efficient response to emergencies.

Community Outreach and Education:

Cleveland County EMS are committed to increasing public awareness and safety through CPR training, first aid education, and injury prevention programs for schools, businesses, and community groups.

Disaster Preparedness and Response:

Cleveland County EMS actively participates in countywide disaster planning and response efforts to be fully prepared for hurricanes, floods, pandemics, and other emergency events that impact public health.

Quality Assurance and Continuing Education:

Maintaining high standards of care is a top priority. Our personnel engage in ongoing training and performance evaluations to remain current with best practices in emergency medicine.

### **Fiscal Year 25-26 Adopted Department Budget**

	Actuals FY22-23	Actuals FY23-24	Amended Budget FY24-25	Manager's Budget FY25-26
<b>Revenue</b>				
FEDERAL GRANTS	\$ -	\$ -	\$ -	\$ -
FUND BALANCE APPROPRIATED	\$ -	\$ -	\$ 35,158.00	\$ -
INTERFUND	\$ -	\$ 289.27	\$ -	\$ -
LOCAL REVENUES	\$ 50,100.00	\$ 52,925.00	\$ 9,050.00	\$ 50,000.00
OTHER GRANTS & DONATIONS	\$ 16,880.00	\$ -	\$ -	\$ -

	Actuals FY22-23	Actuals FY23-24	Amended Budget FY24-25	Manager's Budget FY25-26
OTHER REVENUES	\$ 1,458.56	\$ 324.54	\$ -	\$ -
SALES/SERVICES	\$ 8,114,041.61	\$ 7,497,153.43	\$ 6,054,000.00	\$ 7,425,000.00
STATE GRANTS	\$ -	\$ -	\$ -	\$ -
<b>Revenue Total</b>	<b>\$ 8,182,480.17</b>	<b>\$ 7,550,692.24</b>	<b>\$ 6,098,2</b>	<b>\$ 7,475,</b>
<b>Expense</b>				
AUTOMOTIVE SUPPLIES/FUELS	\$ 305,179.62	\$ 476,479.77	\$ 371,910.00	\$ 486,200.00
CAPITAL OUTLAY	\$ 609,697.86	\$ 162,800.70	\$ 924,247.00	\$ 290,000.24
CURRENT OBLIGATIONS	\$ 189,668.01	\$ 229,563.33	\$ 164,952.00	\$ 294,313.56
DEBT SERVICE	\$ 324,827.03	\$ 253,035.00	\$ 200,000.00	\$ 445,798.00
FIXED & CONTRACTED SERVICES	\$ 145,430.96	\$ 212,655.68	\$ 288,588.00	\$ 364,591.61
GRANT & DONATION SPENDING	\$ 16,730.00	\$ -	\$ -	\$ -
OTHER EXPENSES	\$ 218,486.51	\$ 271,716.89	\$ 171,600.00	\$ 166,350.00
SUPPLIES AND MATERIALS	\$ 322,424.63	\$ 508,517.26	\$ 426,461.00	\$ 622,390.54
WAGES & BENEFITS	\$ 10,371,452.57	\$ 11,926,537.10	\$ 12,950,397.00	\$ 13,411,153.00
<b>Expense Total</b>	<b>\$ 12,503,897.19</b>	<b>\$ 14,041,305.73</b>	<b>\$ 15,498,155.00</b>	<b>\$ 16,080,796.95</b>

Department Summary For

## Facilities Maintenance

**Department Mission:**

To ensure the upkeep and efficient operation of County-owned buildings and infrastructure.

**Department Responsibilities:**

The Cleveland County Facilities Maintenance Department is responsible for the upkeep and efficient operation of County-owned buildings and infrastructure. This includes routine maintenance, emergency repairs, and ensuring that all facilities comply with safety and accessibility standards. The department plays a crucial role in supporting the functionality of public services by maintaining the physical environments where these services are delivered.

**Comments:**

Facilities Maintenance oversees vital functions such as HVAC system maintenance, electrical and plumbing repairs, custodial services, and grounds keeping. Facilities is also involved in planning and executing renovation projects to meet the evolving needs of the county.

### Fiscal Year 25-26 Adopted Department Budget

	Actuals FY22-23	Actuals FY23-24	Amended Budget FY24-25	Manager's Budget FY25-26
<b>Revenue</b>				
FEEES	\$ 1,450.00	\$ 2,750.00	\$ -	\$ -
INTERGOVERNMENTAL	\$ 26,006.73	\$ 25,839.72	\$ 25,000.00	\$ 25,000.00
<b>Revenue Total</b>	<b>\$ 27,456.73</b>	<b>\$ 28,589.72</b>	<b>\$ 25,000.00</b>	<b>\$ 25,000.00</b>
<b>Expense</b>				
AUTOMOTIVE SUPPLIES/FUELS	\$ 28,012.72	\$ 30,512.60	\$ 30,000.00	\$ 38,000.00
CAPITAL OUTLAY	\$ -	\$ 13,000.00	\$ 80,270.00	\$ 342,970.00
CURRENT OBLIGATIONS	\$ 867,818.08	\$ 911,892.35	\$ 1,002,000.00	\$ 978,000.00
FIXED & CONTRACTED SERVICES	\$ 336,714.14	\$ 344,476.66	\$ 377,609.00	\$ 398,252.85
SUPPLIES AND MATERIALS	\$ 20,173.35	\$ 23,680.61	\$ 24,000.00	\$ 28,400.00
WAGES & BENEFITS	\$ 624,512.85	\$ 667,114.80	\$ 720,961.00	\$ 745,517.78
<b>Expense Total</b>	<b>\$ 1,877,231.14</b>	<b>\$ 1,990,677.02</b>	<b>\$ 2,234,840.00</b>	<b>\$ 2,531,140.63</b>

Department Summary For

# Finance

**Department Mission:**

The mission of the Finance Department is to manage the county's financial resources with integrity, transparency, and efficiency to support informed decision-making and promote long-term fiscal sustainability.

**Department Responsibilities:**

The Finance Department manages the county's financial operations with a focus on transparency, efficiency, and accountability. It prepares and oversees the annual budget, handles all vendor payments, manages revenues and expenses, and ensures accurate financial reporting. Finance also oversees financial forecasting, audits, investments, and debt management. Finance maintains compliance with local, state, and federal regulations as well as providing support to other county departments with budgeting and financial planning. It plays a key role in protecting county resources, keeping accurate records, and adapting to ongoing regulatory and accounting changes. Through these efforts, Finance helps ensure the county's long-term financial health and supports its strategic goals.

**Comments:**

The goal is to provide support and assistance to all County offices and departments understand their budgets and the financial rules they need to follow. The Finance Department supports them by assisting with accounting, budgeting, and purchasing needs, and by helping them manage any financial changes.

## Fiscal Year 25-26 Adopted Department Budget

	Actuals FY22-23	Actuals FY23-24	Amended Budget FY24-25	Manager's Budget FY25-26
<b>Revenue</b>				
FEES	\$ 12,966.13	\$ 11,478.31	\$ -	\$ -
OTHER REVENUES	\$ (2.12)	\$ (1.69)	\$ -	\$ -
SALES/SERVICES	\$ 475,748.00	\$ 499,834.13	\$ 500,000.00	\$ 500,000.00
<b>Revenue Total</b>	<b>\$ 488,712.01</b>	<b>\$ 511,310.75</b>	<b>\$ 500,000.00</b>	<b>\$ 500,000.00</b>
<b>Expense</b>				
AUTOMOTIVE SUPPLIES/FUELS	\$ (1,757.72)	\$ (835.21)	\$ 2,000.00	\$ 2,000.00
CAPITAL OUTLAY	\$ 28,262.61	\$ -	\$ -	\$ -
CURRENT OBLIGATIONS	\$ 45,098.68	\$ 54,856.30	\$ 56,700.00	\$ 69,450.00
FIXED & CONTRACTED SERVICES	\$ 193,089.10	\$ 328,242.31	\$ 230,675.00	\$ 319,402.00
OTHER EXPENSES	\$ 283.12	\$ -	\$ 600.00	\$ 600.00
SUPPLIES AND MATERIALS	\$ 15,798.31	\$ 18,190.92	\$ 14,805.00	\$ 12,565.00
WAGES & BENEFITS	\$ 1,131,523.16	\$ 995,580.34	\$ 1,296,796.00	\$ 1,342,422.74
<b>Expense Total</b>	<b>\$ 1,412,297.26</b>	<b>\$ 1,396,034.66</b>	<b>\$ 1,601,576.00</b>	<b>\$ 1,746,439.74</b>

Department Summary For

## Foothills Public Shooting Complex

**Department Mission:**

The mission of the Foothills Public Shooting Complex is providing a safe and modern facility for the public to enjoy the shooting sports; provide a flexible firearms training area for law enforcement agencies; educate the public on safe firearms handling and marksmanship with a special emphasis on opportunities for Youth; and provide a safe and convenient alternative as private rural areas safe for target practice diminish as the population grows. Further, the Foothills Public Shooting Complex provides economic development opportunities with the goal of hosting local, state, national and international shooting sports competitions

**Department Responsibilities:**

- Provide a safe and modern facility for the public to enjoy the shooting sports
- Provide a flexible firearms training area for law enforcement agencies
- Educate the public on safe firearms handling and marksmanship with a special emphasis on opportunities for Youth
- Provide a safe and convenient alternative as private rural areas safe for target practice diminish as the population grows
- Economic development with the goal of hosting local, state, national and international shooting sports competitions

**Comments:**

This year will have hosted over 22K people at the Complex, the most since the range opened. We hosted our 1st SHOOT SIG Event, our 4th GSSF, our 1st NC State Steel Challenge, and our 1st AREA 6 Steel Challenge. In addition, we have hosted S3DA, NC and SC ASA events, 3D Open as well as Mini Skeet Matches. Lastly, we host monthly classes for CCW, First Shots Pistol, Rifle, and Shotgun, encouraging firearm safety. Most importantly, we provide a Safe and Family-Friendly environment for the public to enjoy their shooting sports. In addition, we track Expenditures for the department to maintain budgeting regulations.

### Fiscal Year 25-26 Adopted Department Budget

	Actuals FY22-23	Actuals FY23-24	Amended Budget FY24-25	Manager's Budget FY25-26
<b>Revenue</b>				
FUND BALANCE APPROPRIATED	\$ -	\$ -	\$ 70,000.00	\$ -
OTHER GRANTS & DONATIONS	\$ -	\$ 3,000.00	\$ 40,000.00	\$ -
OTHER REVENUES	\$ 183.52	\$ 71.11	\$ -	\$ -
SALES/SERVICES	\$ 438,899.39	\$ 481,756.88	\$ 407,500.00	\$ 490,000.00
STATE GRANTS	\$ 70,000.00	\$ -	\$ 25,000.00	\$ -
<b>Revenue Total</b>	<b>\$ 509,082.91</b>	<b>\$ 484,827.99</b>	<b>\$ 542,500.00</b>	<b>\$ 490,000.00</b>
<b>Expense</b>				
AUTOMOTIVE SUPPLIES/FUELS	\$ 9,817.85	\$ 5,019.39	\$ 7,700.00	\$ 7,500.00
CAPITAL OUTLAY	\$ 5,056.01	\$ 23,793.00	\$ 36,280.00	\$ 46,000.00
CURRENT OBLIGATIONS	\$ 49,386.35	\$ 44,920.80	\$ 48,900.00	\$ 56,600.00
FIXED & CONTRACTED SERVICES	\$ 47,064.95	\$ 35,335.19	\$ 38,095.00	\$ 47,140.00
GRANT & DONATION SPENDING	\$ -	\$ 2,648.20	\$ 135,000.00	\$ -
OTHER EXPENSES	\$ 92,028.99	\$ 96,972.16	\$ 81,150.00	\$ 117,300.00
SUPPLIES AND MATERIALS	\$ 78,346.78	\$ 41,570.17	\$ 41,600.00	\$ 67,400.00
WAGES & BENEFITS	\$ 670,767.30	\$ 663,792.13	\$ 713,457.00	\$ 739,319.54
<b>Expense Total</b>	<b>\$ 952,468.23</b>	<b>\$ 914,051.04</b>	<b>\$ 1,102,182.00</b>	<b>\$ 1,081,259.54</b>

Department Summary For

# Health Department

**Department Mission:**

To improve and promote the health of Cleveland County through education, service and prevention.

**Department Responsibilities:**

Under North Carolina General Statute §130A, Cleveland County Health department is responsible for providing core services such as communicable disease control, health promotion, maternal and child health, environmental health, and vital records management. These services are foundational to preventing disease, promoting health, and protecting the environment, particularly in rural areas, such as Cleveland County, where access to healthcare resources may be limited. In rural communities, the local health department often serves as the primary source of preventive health care and health education. Responsibilities include immunization programs, disease surveillance, nutrition education, water and food safety inspections, and monitoring of septic systems and private wells. The department also provides services for vulnerable populations, including prenatal care, family planning, and child health screenings. These services are mandated to ensure that even the most geographically and economically isolated populations have access to basic public health protections. Our rural community faces higher rates of chronic disease, limited transportation, and fewer healthcare providers. By fulfilling state-mandated services, the Cleveland County Health Department helps bridge these gaps, reduce health disparities, and enhance the overall quality of life. This safety net upholds public health standards and prepares our community for public health emergencies and emerging threats.

**Comments:**

Our vision: A community where good health is within reach of everyone.

## Fiscal Year 25-26 Adopted Department Budget

	Actuals FY22-23	Actuals FY23-24	Amended Budget FY24-25	Manager's Budget FY25-26
<b>Revenue</b>				
FEDERAL GRANTS	\$ 8,018,981.83	\$ 1,456,701.35	\$ 1,525,758.00	\$ 1,201,488.00
FEES	\$ 5,677,895.28	\$ 5,593,905.63	\$ 4,591,250.00	\$ 4,770,113.00
FUND BALANCE APPROPRIATED	\$ -	\$ -	\$ 3,518,035.00	\$ 2,587,628.44
INTERFUND	\$ 2,447,629.19	\$ 2,171,196.98	\$ 2,579,709.00	\$ 3,150,173.34
LOCAL REVENUES	\$ 81,570.00	\$ 69,360.00	\$ -	\$ 26,000.00
OTHER GRANTS & DONATIONS	\$ 109,000.00	\$ 159,589.26	\$ 90,500.00	\$ 78,850.00
OTHER REVENUES	\$ 5,584.34	\$ 9,736.70	\$ 500.00	\$ 2,000.00
SALES TAX	\$ -	\$ -	\$ -	\$ -
STATE GRANTS	\$ 1,062,522.98	\$ 1,035,571.60	\$ 1,718,771.00	\$ 1,136,391.00
TRANSFERS IN	\$ 100,000.00	\$ -	\$ -	\$ -
<b>Revenue Total</b>	<b>\$ 17,503,183.62</b>	<b>\$ 10,496,061.52</b>	<b>\$ 14,024,523.00</b>	<b>\$ 12,952,643.78</b>
<b>Expense</b>				
AUTOMOTIVE SUPPLIES/FUELS	\$ 14,784.80	\$ 29,978.79	\$ 34,750.00	\$ 38,250.00
CAPITAL OUTLAY	\$ 1,435,377.01	\$ 2,081,624.71	\$ 65,396.00	\$ 41,308.00
CURRENT OBLIGATIONS	\$ 605,159.36	\$ 470,734.47	\$ 584,977.00	\$ 395,536.00
FIXED & CONTRACTED SERVICES	\$ 992,602.60	\$ 1,454,755.53	\$ 1,006,946.00	\$ 825,350.40
GRANT & DONATION SPENDING	\$ 6,072.16	\$ 1,546.76	\$ 2,770.00	\$ 3,500.00
MISCELLANEOUS	\$ -	\$ -	\$ 520,147.00	\$ 130,148.00
OTHER EXPENSES	\$ 779,678.04	\$ 350,983.15	\$ 873,449.00	\$ 211,280.00
SUPPLIES AND MATERIALS	\$ 604,041.03	\$ 710,652.65	\$ 756,481.00	\$ 728,378.00
TRANSFERS OUT	\$ 164,468.73	\$ -	\$ -	\$ -
WAGES & BENEFITS	\$ 8,522,732.29	\$ 9,159,542.33	\$ 10,179,607.00	\$ 10,578,893.38
<b>Expense Total</b>	<b>\$ 13,124,916.02</b>	<b>\$ 14,259,818.39</b>	<b>\$ 14,024,523.00</b>	<b>\$ 12,952,643.78</b>

Department Summary For

# Human Resources

**Department Mission:**

The Cleveland County Human Resources department recognizes that its employees are our most valuable asset. We are committed to providing quality services that support all departments and employees through a wide range of professional and technical services. This includes the classification and pay plan, maintenance of employee files, recruitment programs, administration of employee benefits, development orientation/training programs, and safety.

**Department Responsibilities:**

- Develop and recommend personnel programs policies
- Administer and continuously update the County’s classification and compensation programs
- Oversee County health & welfare and wellness benefit programs
- Provide tools and framework for continuous organizational learning and development opportunities
- Attract and retain top-tier talent to meet the County’s staffing and performance needs. Aligns workforce planning, talent management, and organizational development with long-term departmental and county goals to drive performance
- Ensure County compliance with all State and Federal employment laws
- Provide employee relations related services to maintain cooperative relationships between the County, leadership and management, and its employees
- Provide consultation in areas such as leadership/supervisory coaching, organizational development, and culture-driven transformation

**Comments:**

At Cleveland County, we pride ourselves in our robust health and wellness programs for our employees. Examples include partnerships with point solutions to address areas such as diabetes prevention management, weight loss, mental/behavioral health, and partnering with our Health Department for a low cost and affordable employee Wellness/Primary Care Center. Over the last 3 years, Cleveland County has received recognition and accolades of these efforts by the Charlotte Business Journal Healthiest Employer of Greater Charlotte and Healthiest 100 Workplaces in America.

## Fiscal Year 25-26 Adopted Department Budget

	Actuals FY22-23	Actuals FY23-24	Amended Budget FY24-25	Manager's Budget FY25-26
<b>Expense</b>				
AUTOMOTIVE SUPPLIES/FUELS	\$ 3,855.76	\$ 1,790.84	\$ 4,000.00	\$ 4,000.00
CAPITAL OUTLAY	\$ 195,354.25	\$ -	\$ 35,000.00	\$ -
CURRENT OBLIGATIONS	\$ 18,065.76	\$ 26,432.36	\$ 38,301.00	\$ 43,301.00
FIXED & CONTRACTED SERVICES	\$ 33,555.25	\$ 22,547.51	\$ 143,607.00	\$ 109,259.00
OTHER EXPENSES	\$ 22,255.60	\$ 25,964.20	\$ 26,000.00	\$ 26,000.00
SUPPLIES AND MATERIALS	\$ 11,847.69	\$ 7,364.81	\$ 9,000.00	\$ 9,000.00
WAGES & BENEFITS	\$ 1,098,313.18	\$ 1,114,293.44	\$ 1,126,623.00	\$ 1,166,871.10
<b>Expense Total</b>	<b>\$ 1,383,247.49</b>	<b>\$ 1,198,393.16</b>	<b>\$ 1,382,531.00</b>	<b>\$ 1,358,431.10</b>

Department Summary For

# Information Technology

**Department Mission:**

Our mission is to provide reliable, secure, and innovative Information Technology (IT) services and solutions that support and enhance all county government departments and services.

**Department Responsibilities:**

The IT department is responsible for maintaining and enhancing all technology that supports all county departments and services. Key responsibilities include managing and securing county networks, systems, and data to ensure reliable operations. The department also implements and supports innovative IT solutions to improve efficiency, accessibility, and transparency of government services. IT provides technical support, cybersecurity measures, and training to county employees, ensuring compliance with regulations and safeguarding sensitive data. IT collaborates with county departments to align technology initiatives with the county’s mission to efficiently and effectively serve the community. IT also tracks department expenditures to maintain budget policies.

## Fiscal Year 25-26 Adopted Department Budget

	Actuals FY22-23	Actuals FY23-24	Amended Budget FY24-25	Manager's Budget FY25-26
<b>Expense</b>				
ACCOUNTING	\$ -	\$ -	\$ 1,068.00	\$ -
CAPITAL OUTLAY	\$ 44,237.82	\$ 64,982.10	\$ 13,340.00	\$ -
CURRENT OBLIGATIONS	\$ 31,843.56	\$ 15,062.69	\$ 34,260.00	\$ 21,360.00
FIXED & CONTRACTED SERVICES	\$ 234,920.11	\$ 291,628.27	\$ 531,946.00	\$ 535,030.00
SUPPLIES AND MATERIALS	\$ 29,602.34	\$ 75,742.71	\$ 26,210.00	\$ 26,000.00
WAGES & BENEFITS	\$ 1,159,433.34	\$ 1,154,260.79	\$ 1,271,918.00	\$ 1,317,442.66
(blank)	\$ -	\$ -	\$ -	\$ -
<b>Expense Total</b>	<b>\$ 1,500,037.17</b>	<b>\$ 1,601,676.56</b>	<b>\$ 1,878,742.00</b>	<b>\$ 1,899,832.66</b>

Department Summary For

# Landfill

**Department Mission:**

The mission of the Cleveland County Landfill Department is to provide safe, efficient, and environmentally responsible solid waste disposal services to the residents of Cleveland County. We are committed to protecting public health and preserving natural resources through sustainable waste management practices and regulatory compliance.

**Department Responsibilities:**

The Cleveland County Landfill Department is responsible for the daily operation and maintenance of the county's solid waste disposal facilities in accordance with local, state, and federal environmental regulations. This includes managing the intake, collection, and covering of waste materials, monitoring groundwater and gas emissions, and ensuring the safe disposal of both residential and commercial waste. The department additionally coordinates with waste haulers, maintains site equipment, and strives to practice proper waste disposal practices. By prioritizing environmental stewardship and operational efficiency, the department plays a critical role in promoting a clean and healthy community.

**Comments:**

The Cleveland County Landfill Department continually strives to improve the efficiency, safety, and sustainability of its operations. Current goals include expanding recycling efforts to reduce landfill volume, upgrading equipment to enhance daily operations, and implementing advanced monitoring systems for environmental compliance.

## Fiscal Year 25-26 Adopted Department Budget

	Actuals FY22-23	Actuals FY23-24	Amended Budget FY24-25	Manager's Budget FY25-26
<b>Revenue</b>				
FEES	\$ 9,478,183.32	\$ 9,559,848.96	\$ 8,892,523.00	\$ 10,673,589.23
FUND BALANCE APPROPRIATED	\$ -	\$ -	\$ 4,274,731.00	\$ 2,102,777.25
INTEREST	\$ 244,252.55	\$ 439,958.00	\$ -	\$ 300,000.00
OTHER REVENUES	\$ 462,144.74	\$ 457,751.52	\$ 394,000.00	\$ 8,715,964.80
OTHER TAXES	\$ 312,933.62	\$ 292,844.28	\$ 300,000.00	\$ -
STATE GRANTS	\$ 18,238.32	\$ 23,369.23	\$ -	\$ -
TRANSFERS IN	\$ -	\$ -	\$ 13,000.00	\$ -
<b>Revenue Total</b>	<b>\$ 10,515,752.55</b>	<b>\$ 10,773,771.99</b>	<b>\$ 13,874,254.00</b>	<b>\$ 21,792,331.28</b>
<b>Expense</b>				
AUTOMOTIVE SUPPLIES/FUELS	\$ 790,469.77	\$ 777,113.13	\$ 822,335.00	\$ 1,019,860.00
CAPITAL OUTLAY	\$ 1,002,037.72	\$ 972,716.44	\$ 3,255,115.00	\$ 10,075,000.00
CURRENT OBLIGATIONS	\$ 497,486.71	\$ 732,633.49	\$ 1,418,725.00	\$ 924,125.00
FIXED & CONTRACTED SERVICES	\$ 3,253,822.19	\$ 4,101,199.16	\$ 3,972,925.00	\$ 5,276,722.64
GRANT & DONATION SPENDING	\$ -	\$ -	\$ -	\$ -
MISCELLANEOUS	\$ -	\$ -	\$ -	\$ -
OTHER EXPENSES	\$ 315,654.69	\$ 294,672.24	\$ 316,814.00	\$ 305,112.92
SUPPLIES AND MATERIALS	\$ 70,060.67	\$ 54,546.80	\$ 86,753.00	\$ 44,052.00
TRANSFERS OUT	\$ 515,335.00	\$ 415,335.00	\$ 429,335.00	\$ 456,860.00
WAGES & BENEFITS	\$ 3,187,927.28	\$ 3,462,063.46	\$ 3,572,252.00	\$ 3,690,598.72
<b>Expense Total</b>	<b>\$ 9,632,794.03</b>	<b>\$ 10,810,279.72</b>	<b>\$ 13,874,254.00</b>	<b>\$ 21,792,331.28</b>

Department Summary For

# Legal Department

**Department Mission:**

The Cleveland County Legal Department provides quality legal service assisting and advising the County Manager in providing guidance to County department/office/agency directors and staff.

**Department Responsibilities:**

- Receives and responds to legal questions and researches requests from all departments/offices/agencies of County government, including the Health Department, Sheriff's Office, Register of Deeds, and all departments/offices/agencies under the supervisor of the County Manager
- Drafts and/or reviews contracts for all County departments/offices/agencies
- Consults with County Manager and any outside counsel retained by any County department/office/agency
- Reviews all public record's requests and redacts any responsive records; complete responsibility for complex public records requests involving major news organizations or litigious organizations
- Manages risk for the County by consulting with County insurers and by responding to letters threatening lawsuits from private attorneys
- Manages County tax foreclosure process
- Litigates matters for which the County has not retained outside counsel
- Drafts proposed legislation for consideration by the County Manager
- Drafts and reviews economic development and intergovernmental agreements
- Serves as legal counsel in enforcement matters for planning, building inspections, and environmental health departments
- Manages Departments Expenditures in accordance with Budget policies

**Comments:**

The Legal Department is focused on enhancing the efficiency and accessibility of legal services across all county departments. Key goals include streamlining contract and document review processes, improving internal training on legal compliance, and increasing collaboration with other departments to proactively address potential legal issues. The department also aims to strengthen risk management practices, update outdated ordinances and policies, and implement technology solutions to improve document management and legal research.

## Fiscal Year 25-26 Adopted Department Budget

	Actuals FY22-23	Actuals FY23-24	Amended Budget FY24-25	Manager's Budget FY25-26
<b>Revenue</b>				
FEES	\$ 114,635.53	\$ 117,493.45	\$ 120,000.00	\$ 120,000.00
INTEREST	\$ 768.50	\$ 1,135.82	\$ 1,000.00	\$ 1,000.00
INTERFUND	\$ 385,969.29	\$ 600,338.44	\$ 446,999.00	\$ 370,579.80
OTHER REVENUES	\$ 0.07	\$ -	\$ -	\$ -
<b>Revenue Total</b>	<b>\$ 501,373.39</b>	<b>\$ 718,967.71</b>	<b>\$ 567,999.00</b>	<b>\$ 491,579.80</b>
<b>Expense</b>				
CAPITAL OUTLAY	\$ -	\$ 6,153.49	\$ 10,000.00	\$ 10,000.00
CURRENT OBLIGATIONS	\$ 261,150.70	\$ 242,902.29	\$ 252,350.00	\$ 252,350.00
FIXED & CONTRACTED SERVICES	\$ 108,254.28	\$ 126,440.00	\$ 145,830.00	\$ 150,900.60
OTHER EXPENSES	\$ 141,225.00	\$ 365,640.00	\$ 210,000.00	\$ 125,000.00
SUPPLIES AND MATERIALS	\$ 8,251.55	\$ 3,910.71	\$ 7,500.00	\$ 7,500.00
WAGES & BENEFITS	\$ 513,477.94	\$ 425,827.82	\$ 431,309.00	\$ 445,710.08
<b>Expense Total</b>	<b>\$ 1,032,359.47</b>	<b>\$ 1,170,874.31</b>	<b>\$ 1,056,989.00</b>	<b>\$ 991,460.68</b>

Department Summary For

# Library

**Department Mission:**

The Library’s goal is to provide engagement, inclusion, and innovation to residents in lower and upper Cleveland County.

**Department Responsibilities:**

The Library provides books, audio books, DVDs, and programming for preschool, school age children, teens, and adults, at our two branch locations Eugenia H. Young Memorial Library in Shelby and CD and Velva C Yelton Spangler branch in Lawndale. Our outreach staff utilize the library’s new bookmobile/mobile library to provide programming to daycare centers, elementary, middle, and high school students, as well as community centers, assisted living facilities, and community events, to provide circulation of books and audio-visual materials to customers that don’t live close to a physical branch library, or for those who are unable to visit a branch library. Through our 2025-2028 Strategic Plan, our goal is to enhance our facilities, provide workforce development training in partnership with Cleveland Community College, and work new community partners to provide a 21st century library experience for all residents of Cleveland County.

**Comments**

Goals include increasing digital offerings, improving public internet access, and enhancing community programming for all age groups.

## Fiscal Year 25-26 Adopted Department Budget

	Actuals FY22-23	Actuals FY23-24	Amended Budget FY24-25	Manager's Budget FY25-26
<b>Revenue</b>				
FEDERAL GRANTS	\$ -	\$ -	\$ 3,000.00	\$ -
FUND BAL ANCF APPROPRIATED	\$ -	\$ -	\$ 331,308.00	\$ -
INTERFUND	\$ -	\$ -	\$ -	\$ -
INTERGOVERNMENTAL	\$ 304,129.00	\$ 195,033.00	\$ 178,199.00	\$ 178,000.00
LOCAL REVENUES	\$ -	\$ -	\$ -	\$ -
MISCELLANEOUS	\$ 0.10	\$ 0.20	\$ -	\$ -
OTHER GRANTS & DONATIONS	\$ 29,182.97	\$ 124,958.99	\$ 105,500.00	\$ 103,000.00
OTHER REVENUES	\$ 4,769.00	\$ -	\$ -	\$ -
SALES/SERVICES	\$ 18,557.33	\$ 11,056.07	\$ 19,000.00	\$ 19,000.00
<b>Revenue Total</b>	<b>\$ 356,638.40</b>	<b>\$ 331,048.26</b>	<b>\$ 637,007.00</b>	<b>\$ 300,000.00</b>
<b>Expense</b>				
AUTOMOTIVE SUPPLIES/FUELS	\$ 571.20	\$ 575.86	\$ 1,300.00	\$ 1,300.00
CAPITAL OUTLAY	\$ -	\$ -	\$ -	\$ -
CURRENT OBLIGATIONS	\$ 47,955.92	\$ 49,639.85	\$ 53,779.00	\$ 244,779.00
DEBT SERVICE	\$ -	\$ -	\$ -	\$ 14,513.00
FIXED & CONTRACTED SERVICES	\$ 36,992.92	\$ 20,815.26	\$ 44,458.00	\$ 44,458.00
GRANT & DONATION SPENDING	\$ 211,843.87	\$ 128,245.44	\$ 560,507.00	\$ 188,500.00
OTHER EXPENSES	\$ 891.73	\$ 728.25	\$ 600.00	\$ 600.00
SUPPLIES AND MATERIALS	\$ 80,436.21	\$ 88,550.89	\$ 88,846.00	\$ 91,118.00
WAGES & BENEFITS	\$ 845,442.10	\$ 937,245.61	\$ 990,954.00	\$ 1,023,099.30
<b>Expense Total</b>	<b>\$ 1,224,133.95</b>	<b>\$ 1,225,801.16</b>	<b>\$ 1,740,444.00</b>	<b>\$ 1,608,367.30</b>

Department Summary For

## NC Cooperative Extension

**Department Mission:**

The mission of North Carolina Cooperative Extension is to empower individuals, families, and communities by applying research-based knowledge to improve their lives. This is achieved through educational outreach, helping people put research findings into practice for economic prosperity, environmental stewardship, and an improved quality of life.

**Department Responsibilities:**

The NC Cooperative Extension Office develops and delivers research-based educational programs and provide technical assistance in the following areas: commercial agriculture, home horticulture, community & economic development, family & consumer sciences, and 4-H youth development.

**Comments:**

The Extension Reporting System (ERS) is a web-based activity reporting system used to collect and report information about the accomplishments of Extension educators and the clients they serve. The data entered in ERS is used to meet Extension’s state and federal reporting requirements as well as to develop materials to share with our stakeholders to demonstrate Extension’s impact. Reports are submitted in the following areas: Program Activities, Outcomes & Impacts, Success Stories, Fiscal Resources, and Volunteer Activity.

Our most critical challenge is filling two vacant agriculture agent positions and one vacant family & consumer sciences agent position in the midst of a NC State University hiring pause.

### Fiscal Year 25-26 Adopted Department Budget

	Actuals FY22-23	Actuals FY23-24	Amended Budget FY24-25	Manager's Budget FY25-26
<b>Revenue</b>				
FUND BALANCE APPROPRIATED	\$ -	\$ -	\$ 29,147.00	\$ -
INTERGOVERNMENTAL	\$ -	\$ -	\$ -	\$ 2,000.00
OTHER GRANTS & DONATIONS	\$ 1,505.00	\$ -	\$ -	\$ -
SALES/SERVICES	\$ 11,932.61	\$ 29,942.34	\$ 52,313.00	\$ 6,000.00
STATE GRANTS	\$ -	\$ -	\$ -	\$ -
<b>Revenue Total</b>	<b>\$ 13,437.61</b>	<b>\$ 29,942.34</b>	<b>\$ 81,460.00</b>	<b>\$ 8,000.00</b>
<b>Expense</b>				
AUTOMOTIVE SUPPLIES/FUELS	\$ 941.72	\$ 1,499.52	\$ 1,250.00	\$ 2,750.00
CAPITAL OUTLAY	\$ -	\$ 40,632.47	\$ -	\$ 25,000.00
CURRENT OBLIGATIONS	\$ 7,385.75	\$ 4,099.02	\$ 9,760.00	\$ 12,450.00
FIXED & CONTRACTED SERVICES	\$ 97,106.59	\$ 131,037.11	\$ 161,821.00	\$ 204,407.00
GRANT & DONATION SPENDING	\$ 9,839.21	\$ 24,348.93	\$ 25,984.00	\$ 12,500.00
OTHER EXPENSES	\$ 4,741.38	\$ 15,661.96	\$ 30,463.00	\$ 6,500.00
STATE GRANTS	\$ -	\$ -	\$ -	\$ -
SUPPLIES AND MATERIALS	\$ 9,148.00	\$ 9,754.37	\$ 6,000.00	\$ 7,000.00
WAGES & BENEFITS	\$ 276,993.12	\$ 297,287.10	\$ 373,686.00	\$ 349,527.92
<b>Expense Total</b>	<b>\$ 406,155.77</b>	<b>\$ 524,320.48</b>	<b>\$ 608,964.00</b>	<b>\$ 620,134.92</b>

Department Summary For

# Planning

**Department Mission:**

To promote orderly development and land use that elevates quality of life, protects property values, enhances safety, and conserves natural resources for current and future generations.

**Department Responsibilities:**

The Cleveland County Planning Department is responsible for land planning services, development services, historic preservation, and operation of the County’s geographical information services (GIS) to help guide the orderly development of Cleveland County. Activities include permitting for residential, commercial, and industrial uses, administration of the unified development ordinance, and coordinating present and future land use activities with federal, state, and local agencies as well as community stakeholders. The Planning Department also manages several commissioner-appointed Boards to help better serve the County.

**Comments**

Key goals include updating the comprehensive land use plan, improving zoning ordinance clarity, and streamlining the permitting and review process for greater efficiency.

## Fiscal Year 25-26 Adopted Department Budget

	Actuals FY22-23	Actuals FY23-24	Amended Budget FY24-25	Manager's Budget FY25-26
<b>Revenue</b>				
FEDERAL GRANTS	\$ -	\$ -	\$ -	\$ -
FEES	\$ 32,465.00	\$ 34,735.00	\$ 25,750.00	\$ 36,250.00
<b>Revenue Total</b>	<b>\$ 32,465.00</b>	<b>\$ 34,735.00</b>	<b>\$ 25,750.00</b>	<b>\$ 36,250.00</b>
<b>Expense</b>				
AUTOMOTIVE SUPPLIES/FUELS	\$ 1,574.23	\$ 799.71	\$ 1,500.00	\$ 1,500.00
CURRENT OBLIGATIONS	\$ 3,332.42	\$ 5,005.36	\$ 9,200.00	\$ 16,800.00
FIXED & CONTRACTED SERVICES	\$ 57,014.61	\$ 77,604.80	\$ 62,883.00	\$ 119,362.00
OTHER EXPENSES	\$ -	\$ -	\$ -	\$ 200.00
SUPPLIES AND MATERIALS	\$ 2,225.54	\$ 3,825.90	\$ 3,303.00	\$ 6,000.00
WAGES & BENEFITS	\$ 520,871.77	\$ 562,614.59	\$ 590,284.00	\$ 610,149.32
<b>Expense Total</b>	<b>\$ 585,018.57</b>	<b>\$ 649,850.36</b>	<b>\$ 667,170.00</b>	<b>\$ 754,011.32</b>

Office Summary For

## Register of Deeds

**Office Mission:**

The mission of the Register of Deeds is to act as the legal custodian of public records, primarily real estate and vital records. This involves recording, indexing, preserving, and providing access to documents like deeds, mortgages, birth and death certificates, marriage licenses, and other relevant legal papers. They ensure the integrity, accuracy, and safekeeping of these records for public use.

**Office Responsibilities:**

The Register of Deeds handles a variety of responsibilities for the citizen of Cleveland County including:

- Recording Marriage Licenses
- Recording Vital Records-Birth, Death, & Marriage Certificates
- Record Military DD214
- Managing Thank-A-Vet Program
- Record Land Records
- Issue Certified Copies of Land Records
- Index Land Records
- Administering Notary Oaths
- Passport Acceptance Facility

**Comments:**

The Register of Deeds is committed to maintaining the accuracy, completeness, and integrity of these records, ensuring they are properly recorded, indexed, and preserved. Our office is committed to proper enforcement of these laws as we strive to provide the highest level of customer service.

### Fiscal Year 25-26 Adopted Office Budget

	Actuals FY22-23	Actuals FY23-24	Amended Budget FY24-25	Manager's Budget FY25-26
<b>Revenue</b>				
FEES	\$ 597,593.04	\$ 587,042.15	\$ 600,000.00	\$ 600,000.00
FUND BALANCE APPROPRIATED	\$ -	\$ -	\$ 5,000.00	\$ -
OTHER GRANTS & DONATIONS	\$ 2,166.00	\$ 100.00	\$ 40.00	\$ -
OTHER REVENUES	\$ 11,007.57	\$ 10,835.51	\$ -	\$ -
OTHER TAXES	\$ 648,306.25	\$ 576,574.50	\$ 650,000.00	\$ 650,000.00
STATE GRANTS	\$ 2,166.00	\$ 2,000.00	\$ 2,714.00	\$ -
<b>Revenue Total</b>	<b>\$ 1,261,238.86</b>	<b>\$ 1,176,552.16</b>	<b>\$ 1,257,754.00</b>	<b>\$ 1,250,000.00</b>
<b>Expense</b>				
CURRENT OBLIGATIONS	\$ 18,346.36	\$ 11,143.74	\$ 27,000.00	\$ 35,400.00
FIXED & CONTRACTED SERVICES	\$ 60,645.10	\$ 178,449.75	\$ 125,030.00	\$ 145,010.00
GRANT & DONATION SPENDING	\$ -	\$ 2,095.00	\$ 2,754.00	\$ -
OTHER EXPENSES	\$ -	\$ 25.00	\$ 200.00	\$ 200.00
SUPPLIES AND MATERIALS	\$ 11,674.42	\$ 15,905.20	\$ 20,000.00	\$ 20,000.00
WAGES & BENEFITS	\$ 516,399.34	\$ 549,264.84	\$ 594,257.00	\$ 614,038.46
<b>Expense Total</b>	<b>\$ 607,065.22</b>	<b>\$ 756,883.53</b>	<b>\$ 769,241.00</b>	<b>\$ 814,648.46</b>

Office Summary For  
**Sheriff's Office**

**Office Mission:**

Our mission is to maintain a high quality of life for all residents and visitors of Cleveland County, by providing competent and professional Law Enforcement Services, Detention Facilities, and Communications, while working in partnership with our citizens to develop policing services to meet the unique needs of the community, while assuring fairness, equal treatment and protection for all.

**Office Responsibilities:**

The Cleveland County Sheriff’s Office is responsible for:

- Enforcing all laws and deterring criminal activity,
- Protecting life, property, and maintaining public order,
- Operating the communications center for emergency and non-emergency calls
- Operating detention facilities using progressive, humane, and rehabilitative practices,
- Providing security for judges, jurors, defendants, and witnesses,
- Carrying out orders of the court by serving criminal and civil processes,
- Providing exceptional law enforcement, detention, court security, and civil services,
- Ensuring Cleveland County remains a safe, secure, and welcoming place to live, work, and visit.

**Comments**

The Cleveland County Sheriff's Office also aims to improve emergency response times, upgrade technology and equipment, and strengthen partnerships with local, state, and federal agencies.

**Fiscal Year 25-26 Adopted Office Budget**

	Actuals FY22-23	Actuals FY23-24	Amended Budget FY24-25	Manager's Budget FY25-26
<b>Revenue</b>				
FEDERAL GRANTS	\$ 178,968.20	\$ 268,722.20	\$ 20,019.00	\$ -
FEES	\$ 1,115,172.13	\$ 1,185,258.39	\$ 1,134,131.00	\$ 1,096,300.00
FUND BALANCE APPROPRIATED	\$ -	\$ -	\$ 3,158,700.00	\$ 301,620.00
INTEREST	\$ 49,376.30	\$ 69,309.02	\$ -	\$ 20,000.00
INTERGOVERNMENTAL	\$ 1,142,362.95	\$ 1,076,399.29	\$ 1,066,334.00	\$ 1,070,000.00
OTHER GRANTS & DONATIONS	\$ 34,801.51	\$ 26,919.46	\$ 54,315.00	\$ 17,000.00
OTHER REVENUES	\$ 19,383.80	\$ 11,966.58	\$ 108,691.00	\$ -
OTHER TAXES	\$ 142,798.89	\$ 177,188.04	\$ -	\$ -
SALES/SERVICES	\$ 361,132.46	\$ 350,297.16	\$ 320,000.00	\$ 330,000.00
STATE GRANTS	\$ 579,965.34	\$ 678,528.00	\$ -	\$ 37,200.00
TRANSFERS IN	\$ -	\$ -	\$ -	\$ -
<b>Revenue Total</b>	<b>\$ 3,623,961.58</b>	<b>\$ 3,844,588.14</b>	<b>\$ 5,862,190.00</b>	<b>\$ 2,872,120.00</b>
<b>Expense</b>				
AUTOMOTIVE SUPPLIES/FUELS	\$ 557,447.96	\$ 669,525.94	\$ 563,500.00	\$ 675,000.00
CAPITAL OUTLAY	\$ 2,824,190.22	\$ 1,364,321.92	\$ 3,049,250.00	\$ 1,065,001.31
CURRENT OBLIGATIONS	\$ 241,100.87	\$ 310,575.02	\$ 359,954.00	\$ 409,330.00
DEBT SERVICE	\$ -	\$ -	\$ -	\$ 271,255.00
FIXED & CONTRACTED SERVICES	\$ 1,862,328.33	\$ 2,218,711.49	\$ 2,485,115.00	\$ 2,748,818.00
GRANT & DONATION SPENDING	\$ 88,065.44	\$ 199,078.36	\$ 256,533.00	\$ 31,000.00
MISCELLANEOUS	\$ -	\$ -	\$ 268,884.00	\$ -
OTHER EXPENSES	\$ 980,020.24	\$ 1,352,353.27	\$ 1,746,599.00	\$ 1,523,000.00
SUPPLIES AND MATERIALS	\$ 392,839.43	\$ 801,434.32	\$ 553,088.00	\$ 661,045.00
WAGES & BENEFITS	\$ 20,339,803.47	\$ 22,243,951.73	\$ 23,755,376.00	\$ 24,301,762.70
<b>Expense Total</b>	<b>\$ 27,285,795.96</b>	<b>\$ 29,159,952.05</b>	<b>\$ 33,038,299.00</b>	<b>\$ 31,686,212.01</b>

Department Summary For

## Soil and Water Conservation

**Department Mission:**

The Cleveland Soil and Water Conservation District works with farmers, landowners, and our community to conserve, promote, and protect, our natural resources.

**Department Responsibilities:**

- Work with landowners to develop conservation plans tailored to their specific needs and goals
- Provide technical information and guidance on various conservation practices including soil erosion control, water management, and wildlife habitat protection
- Assist with the design and implementation of conservation practices
- Manage NC Division of Soil and Water Cost Share Programs to provide financial incentives for landowners to adopt and implement conservation practices
- Provides high quality educational programs for both students and adults in order to help them explore environmental issues and make more informed environmental decisions
- Manage Cleveland County Farmland Preservation Program
- Partners with both federal and state agencies to coordinate conservation efforts

### Fiscal Year 25-26 Adopted Department Budget

	Actuals FY22-23	Actuals FY23-24	Amended Budget FY24-25	Manager's Budget FY25-26
<b>Revenue</b>				
FEES	\$ 115.00	\$ 15.00	\$ -	\$ -
INTEREST	\$ 1,127.09	\$ 1,671.82	\$ -	\$ -
INTERGOVERNMENTAL	\$ 33,600.00	\$ 33,600.00	\$ 155,835.00	\$ 33,600.00
OTHER REVENUES	\$ -	\$ -	\$ -	\$ -
SALES/SERVICES	\$ 3,455.00	\$ 4,690.00	\$ 3,500.00	\$ 3,500.00
<b>Revenue Total</b>	<b>\$ 38,297.09</b>	<b>\$ 39,976.82</b>	<b>\$ 159,335.00</b>	<b>\$ 37,100.00</b>
<b>Expense</b>				
AUTOMOTIVE SUPPLIES/FUELS	\$ 1,176.68	\$ 1,927.41	\$ 3,600.00	\$ 3,600.00
CURRENT OBLIGATIONS	\$ 1,702.02	\$ 1,312.51	\$ 3,900.00	\$ 4,525.00
FIXED & CONTRACTED SERVICES	\$ 4,926.80	\$ 6,387.04	\$ 7,040.00	\$ 7,333.36
GRANT & DONATION SPENDING	\$ -	\$ -	\$ 122,235.00	\$ 300.00
OTHER EXPENSES	\$ 1,312.39	\$ 3,197.69	\$ 4,000.00	\$ 4,000.00
SUPPLIES AND MATERIALS	\$ 1,432.98	\$ 1,968.69	\$ 2,300.00	\$ 2,300.00
WAGES & BENEFITS	\$ 161,293.68	\$ 185,878.01	\$ 188,012.00	\$ 194,461.98
<b>Expense Total</b>	<b>\$ 171,844.55</b>	<b>\$ 200,671.35</b>	<b>\$ 331,087.00</b>	<b>\$ 216,520.34</b>

Department Summary For

# Tax Administration

**Department Mission:**

The mission of the Assessor’s office, a subdivision of Tax Administration, is to list, discover, and assess all real and personal property in Cleveland County in accordance with the North Carolina General Statutes. The mission Tax Collector’s office is to collect taxes and utilize all remedies for tax collection as provided by the North Carolina General Statutes. Both missions are performed under the guidance of the Tax Administrator to enhance customer service and promote transparency and accountability in all things related to ad valorem property tax.

**Department Responsibilities:**

- Assess and List values for all real and personal property .
- Provide tax base values and other reports to Finance Officer and other stakeholders.
- Discover and bill all taxable real, business and individual personal property.
- Provide Customer Service and information and listening to customer feedback.
- Accept, review and process appeal to value, taxability, or situs for all property types.
- Process timely tax payments and enforcing collections of delinquent accounts in accordance with North Carolina General Statutes regarding collection remedies.
- Balance accounts receivable reports in assistance to the Finance Department.

**Comments:**

The intent is to help all County citizens understand as much as possible about ad valorem property tax related laws, rules and other requirements. The purpose is to assess, bill, and collect property taxes with fairness, equity, and transparency.

## Fiscal Year 25-26 Adopted Department Budget

	Actuals FY22-23	Actuals FY23-24	Amended Budget FY24-25	Manager's Budget FY25-26
<b>Revenue</b>				
FEES	\$ 4.00	\$ 6.00	\$ -	\$ -
OTHER REVENUES	\$ 12,875.95	\$ 5,013.96	\$ -	\$ -
OTHER TAXES	\$ 4,980.00	\$ 5,275.00	\$ -	\$ -
<b>Revenue Total</b>	<b>\$ 17,859.95</b>	<b>\$ 10,294.96</b>	<b>\$ -</b>	<b>\$ -</b>
<b>Expense</b>				
AUTOMOTIVE SUPPLIES/FUELS	\$ 5,825.99	\$ 4,595.90	\$ 11,000.00	\$ 11,000.00
CAPITAL OUTLAY	\$ 7,525.88	\$ 61,542.50	\$ 12,857.00	\$ -
CURRENT OBLIGATIONS	\$ 79,493.13	\$ 81,745.31	\$ 50,600.00	\$ 100,600.00
FIXED & CONTRACTED SERVICES	\$ 306,345.37	\$ 324,924.23	\$ 341,320.00	\$ 291,320.00
OTHER EXPENSES	\$ 20.00	\$ 20.00	\$ -	\$ -
SUPPLIES AND MATERIALS	\$ 21,729.25	\$ 22,943.45	\$ 23,400.00	\$ 23,400.00
WAGES & BENEFITS	\$ 1,705,910.40	\$ 1,783,243.27	\$ 1,909,814.00	\$ 1,977,232.16
<b>Expense Total</b>	<b>\$ 2,126,850.02</b>	<b>\$ 2,279,014.66</b>	<b>\$ 2,348,991.00</b>	<b>\$ 2,403,552.16</b>

Department Summary For

## Travel & Tourism Department/VISIT Cleveland County

### Department Mission:

The mission of the Travel and Tourism Department is to manage and promote Cleveland County's tourism industry to increase the economic impacts on Cleveland County for growth in sales tax and lodging tax income and an increased share of economic support from visitors at local businesses.

### Department Responsibilities:

The Travel and Tourism Department is responsible for evaluating, managing and promoting Cleveland County's tourism industry. This is done through the following primary duties:

- \* Review and apply data to understanding the county's tourism industry and the tourism industry at large including regional and national trends and impacts, visitor demographics and places of origin, lodging trends and capacity, industry development and perceived or actual negative impacts to the industry such as occurred with Covid and Hurricane Helene
- \* Plan and conduct all aspects of T&T finances including day to day operations, grants, fundraising and budget planning and management
- \* Plan and implement strategic marketing and public relations initiatives to engage target audiences and inspire travel to Cleveland County
- \* Plan and execute the annual NC Liver Mush Festival to celebrate this heritage food, shine a light on this community through pr/marketing for the event and drawing visitors from outside of Cleveland County
- \* Provide Tourism Industry businesses, attractions and organizations with information and resources about the state of our tourism industry, local, regional and state resources and opportunities and shared partnerships to provide access and resources to increase their engagement and visibility to target audiences
- \* Produce the VISIT Cleveland County Visitor Guide in alignment with the North Carolina Visitor Center guidelines to allow inclusion of our guides in every North Carolina Welcome Center and distribute to attractions and other visitor facing locations

### Comments:

3 examples of 2024-2025 media coverage in major publications:

1. October 2024 Our State Magazine:

1 full page story about the NC Liver Mush Festival in Shelby, NC.

2. April 2025 Our State Magazine

6 full pages about attractions in Shelby, NC

Included were: Opal & West House, City Park Carrousel, Workshop Vintage Market, The Don Gibson Theatre and Newgrass Brewing Company

3. 2025 Official North Carolina Visitor Guide includes highlights of several Cleveland County spots: Opal & West House, Broad River Campground, Don Gibson Theatre, Don Gibson Mural on Miss Molly's Boutique, Earl Scruggs Mural on Newgrass Brewing Company, The Earl Scruggs Center and Red Bridges Barbecue Lodge

NC Liver Mush Festival has experienced tremendous growth in attendance as well as reach of where visitors are traveling from. Of even more importance is that a higher percentage of visitors are now coming from 50+ miles away resulting in increased spending and lodging, resulting in greater economic impacts than visitors within 50 miles.

Key Festival Attendance metrics:

1. Placer.ai, a mobile analytics data provider, estimated the following attendance:

2018: 6,400

2019: 10,300

2022: 10,700

2023: 15,000

2024: 18,500

2020/2021 were not held due to Covid

\*Placer is based on mobile data devices within a specified zone. Estimated attendance allows evaluation of growth, places of

origin, density from identified areas and can inform marketing/pr strategies and outcomes.

### Fiscal Year 25-26 Adopted Department Budget

	Actuals FY22-23	Actuals FY23-24	Amended Budget FY24-25	Manager's Budget FY25-26
<b>Revenue</b>				
FEE'S	\$ 19,281.56	\$ 38,069.43	\$ 40,000.00	\$ 40,000.00
FUND BALANCE APPROPRIATED	\$ -	\$ -	\$ -	\$ -
LOCAL REVENUES	\$ 19,635.18	\$ 30,625.00	\$ 48,000.00	\$ 48,000.00
SALES/SERVICES	\$ -	\$ -	\$ -	\$ -
STATE GRANTS	\$ -	\$ -	\$ -	\$ -
<b>Revenue Total</b>	<b>\$ 38,916.74</b>	<b>\$ 68,694.43</b>	<b>\$ 88,000.00</b>	<b>\$ 88,000.00</b>
<b>Expense</b>				
CURRENT OBLIGATIONS	\$ 34,597.96	\$ 42,782.23	\$ 58,700.00	\$ 66,150.00
FIXED & CONTRACTED SERVICES	\$ 110,516.47	\$ 107,311.75	\$ 114,551.00	\$ 97,566.00
GRANT & DONATION SPENDING	\$ -	\$ -	\$ -	\$ -
OTHER EXPENSES	\$ 27,125.77	\$ 44,134.84	\$ 45,000.00	\$ 51,000.00
SUPPLIES AND MATERIALS	\$ 972.20	\$ 2,476.16	\$ 1,325.00	\$ 1,325.00
WAGES & BENEFITS	\$ 98,283.79	\$ 102,373.95	\$ 104,185.00	\$ 107,645.96
<b>Expense Total</b>	<b>\$ 271,496.19</b>	<b>\$ 299,078.93</b>	<b>\$ 323,761.00</b>	<b>\$ 323,686.96</b>

Department Summary For

## Veteran Services

**Department Mission:**

The mission of the Veteran Services Department is to assist Veterans and thier family members access benefits from the Department of Veterans Affairs ,state and local benefits, help educate and advocate for the veterans we serve.

**Department Responsibilities:**

The Veteran Services department in our county is responsible for helping veterans and their family members access any and all benefits from the Department of Veterans Affairs that they are eligible for . Our office helps veterans file for benefits such as VA compensation and pension ,survivors benefits,enroll in VA healthcare, burial benefits,education, property tax reductions, specialized vehicle tags and an array of other benefits. As accredited Veteran Service Officers we must maintain our accreditation by taking CEU classes yearly. The Veteran Services department plays a huge role in helping veterans get medical and financial help.

**Comments**

The department also seeks to enhance awareness of available services through public education and community events.

### Fiscal Year 25-26 Adopted Department Budget


	Actuals FY22-23	Actuals FY23-24	Amended Budget FY24-25	Manager's Budget FY25-26
<b>Revenue</b>				
INTERGOVERNMENTAL	\$ 2,083.33	\$ 2,173.91	\$ 2,000.00	\$ 2,000.00
OTHER GRANTS & DONATIONS	\$ -	\$ -	\$ 7,450.00	\$ -
<b>Revenue Total</b>	<b>\$ 2,083.33</b>	<b>\$ 2,173.91</b>	<b>\$ 9,450.00</b>	<b>\$ 2,000.00</b>
<b>Expense</b>				
CURRENT OBLIGATIONS	\$ 2,863.74	\$ 1,629.36	\$ 3,950.00	\$ 5,950.00
FIXED & CONTRACTED SERVICES	\$ 2,101.66	\$ 3,394.22	\$ 2,620.00	\$ 2,740.00
GRANT & DONATION SPENDING	\$ -	\$ -	\$ -	\$ -
OTHER EXPENSES	\$ 59.53	\$ -	\$ 8,200.00	\$ 1,500.00
SUPPLIES AND MATERIALS	\$ 1,527.71	\$ 1,501.96	\$ 1,650.00	\$ 2,400.00
WAGES & BENEFITS	\$ 139,950.69	\$ 147,605.63	\$ 162,721.00	\$ 168,159.40
<b>Expense Total</b>	<b>\$ 146,503.33</b>	<b>\$ 154,131.17</b>	<b>\$ 179,141.00</b>	<b>\$ 180,749.40</b>

# Externally Funded Organizations

## Schools

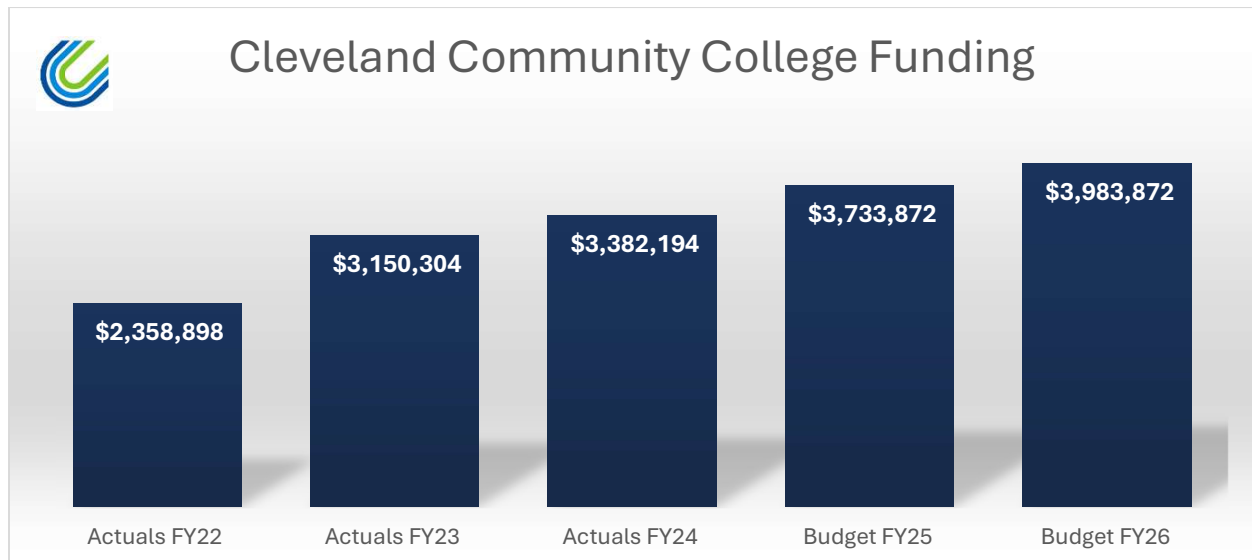
### *Cleveland County Schools (CCS)*

The FY 25 county allocation budget totaled \$33,787,740. The County allocation for the upcoming FY 26 budget will be \$33,797,362. The FY 25 budget included a one-time appropriation of \$1.0M from CCS Reserves for operating expenditures excluding personnel related costs, which is again included the FY 26 budget. As noted, the recommended tax rate for the school system will remain at fourteen cents per \$100 valuation.

 <b>Total Cleveland County Public School Funding</b>					
Funds sent to School	FY 21-22	FY 22-23	FY 23-24	FY 24-25	Budget FY 25-26
Property Tax to Schools	\$ 12,797,498	\$ 12,797,496	\$ 12,797,497	\$ 13,797,497	\$ 18,539,334
NCVTS Tax to Schools	1,187,648	1,187,652	1,187,648	1,187,648	1,595,811
Sales Tax to Schools	4,162,217	4,162,212	4,162,217	4,162,217	4,162,217
Local Operational Appropriation	10,250,000	10,250,000	10,250,000	10,250,000	5,100,000
Local Capital Appropriation	1,400,000	700,000	700,000	700,000	700,000
State Restricted Capital Appropriation	700,000	700,000	700,000	700,000	700,000
Commissioner Escrow (Teacher Supplements)		1,740,378	2,640,378	2,990,378	3,000,000
	<b>\$ 30,497,363</b>	<b>\$ 31,537,738</b>	<b>\$ 32,437,740</b>	<b>\$ 33,787,740</b>	<b>\$ 33,797,362</b>

### *Cleveland Community College (CCC)*

Since FY 19, County funding has increased by \$1,799,000 and will continue to increase by \$250,000 per year through 2028, as of current planning. FY 26 funding for Cleveland Community College will be \$3,983,872.



## Not for Profits

### *Cleveland County Volunteer Fire Departments (VFD)*

The County Fire Service Districts tax rate will decrease from 8.75 to 7 cents per \$100 of property valuation for all County Fire Districts. The tax rate provides all funding for personnel, operations, and capital for the 11 fire districts in Cleveland County. The budget team has worked closely with the County Fire Commission to forecast future needs and provide appropriate resources to ensure proper coverage limits for Cleveland County citizens. The total allocation for FY 26 is \$6.7 M.

	FY 2024-2025		FY 2025-2026				Total FY 25-26	Annual Change from PY
	Total FY 24-25	Annual Capital	Personnel Budget	Operations Allotment	Percentage Allocation			
Bethlehem	\$ 591,950	\$ 135,000	\$ 200,000	\$ 220,000	\$ 75,950	\$ 632,950	\$ 41,000	
Boiling Springs	552,783	\$ 135,000	\$ 200,000	\$ 220,000	\$ 39,343	596,343	\$ 43,560	
Casar	553,482	\$ 135,000	\$ 200,000	\$ 220,000	\$ 41,919	598,919	\$ 45,437	
Cleveland	600,797	\$ 135,000	\$ 200,000	\$ 220,000	\$ 84,797	641,797	\$ 41,000	
Fallston	567,990	\$ 135,000	\$ 200,000	\$ 220,000	\$ 55,909	612,909	\$ 44,920	
Grover	534,441	\$ 135,000	\$ 200,000	\$ 220,000	\$ 18,441	575,441	\$ 44,920	
Number Seven	493,359	\$ 135,000	\$ 200,000	\$ 220,000	\$ 47,051	604,051	\$ 110,692	
Oak Grove	580,295	\$ 135,000	\$ 200,000	\$ 220,000	\$ 68,860	625,860	\$ 45,564	
Polkville	557,675	\$ 135,000	\$ 200,000	\$ 220,000	\$ 44,258	601,258	\$ 43,582	
Shanghai	550,264	\$ 135,000	\$ 200,000	\$ 220,000	\$ 36,432	593,432	\$ 43,168	
Waco	570,323	\$ 135,000	\$ 200,000	\$ 220,000	\$ 54,596	611,596	\$ 41,273	
	\$ 6,153,359	\$ 1,485,000	\$ 2,200,000	\$ 2,442,000	\$ 567,556	\$ 6,694,556	\$ 541,197	

## Partnering Agency Allotments

**PARTNERING AGENCY ALLOTMENTS  
FOR FISCAL YEAR 2025 - 2026**

Agency	Type	Requested FY24-25	Requested FY25-26	Commissioner Amount Suggested FY25-26	Delta FY24-25	FUNDING REQUEST INFORMATION
Cleveland County Arts Council	Non-Profit	\$ 9,450	\$ 10,500	\$ 15,000	\$ 5,550	To continue to provide opportunities for the community. To hold summer art camp, adult classes, continue to have exhibits; host events such as Bowling for Dollars
Cleveland County Commission for Women (CCCW)	Non-Profit	\$ 1,000		\$ 1,000	\$ -	September 2022, Commissioners elected to discontinue oversight of CCCW with agreement to maintain annual County funding. Funds are used to honor and recognize Women and their work in the Community. They also manage the Miss Cleveland County Fair pageant. During the month of March, they hold one event for Women's History Month. Working with Kings Law to establish 501C status.
Abuse Prevention Council	Non-Profit	\$ 9,000		\$ 10,000	\$ 1,000	To continue to provide services for victims in Cleveland County. Funding is used as a match to federal grants for basic victim services, specialized services for children witnesses of domestic violence and enhance services for adult survivors of sexual assault.
Kings Mountain Little Theatre (Liberty Mountain)	Non-Profit	\$ 10,000	\$ 60,000	\$ 15,000	\$ 5,000	Support for Liberty Mountain Production in September/October 2025. Funds would be used for regional marketing campaign- renovations to the little theatre
Kings Mountain Little Theatre (New Requestor FY 2024)	Non-Profit	\$ 50,000		\$ -	\$ (50,000)	Funds will be used toward current \$1.2 million renovation project of Joy Theatre. (Note \$50K was requested in FY 2024)
Cleveland County Health Care Foundation	Non-Profit	\$ 50,000	\$ 1,000,000	\$ -	\$ (50,000)	Requesting \$1,000,000.00 per year till 2038.
Cleveland County Economic Development Partnership	Non-Profit	\$ 164,000	\$ 164,500	\$ 164,000	\$ -	\$72K CCEDP Association; \$92K CCEDP Corporation
Cleveland County Fair	Non-Profit	\$ 5,000	\$ 5,000	\$ -	\$ (5,000)	Year 2 of 2 (Final Payment FY 2024). \$100K Capital \$62.5K Operations \$5K Hamfest (411.700 budget line)**Performance contract for 2 years was put in place and FY 2024 was the last year. The FY 2025 (Year 1 of 3) proposed appropriation will be used to satisfy the capital improvements cost(s). The final payment will occur in FY 2027.
Transportation Administration of Cleveland County (TACC)	Non-Profit	\$ 48,965	\$ 132,140	\$ 50,000	\$ 1,035	Funds will be used for Cleveland County's local match for capital expenditures of vehicles, equipment, administrative grants and rural general public transportation. Fuel costs have increased over 200% from previous year for TACC. Costs of vehicle replacement went from \$63K to \$96K. Increase will allow TACC to provide safe transportation to citizens.
Transportation Administration of Cleveland County - West End Reach Project (FY 2025 - 100% County Funded)	Non-Profit	\$ 30,000		\$ 30,000	\$ -	Expenditure was being paid from 40.238.5.700.00 (FY18 - FY22) and then 40.210.5.700.00 (FY 2023-FY 2024) per previous management. Partners' Fund Balance on hand with County was being used to offset a portion of the costs until it was depleted in FY 2023. The County is now funding the entire amount. This is free public transportation rides, which started in October 2017 through Partnership for Community Prosperity - West End Reach Transit.
Cleveland County Rescue Mission	Non-Profit	\$ -		\$ -	\$ -	
Partners Behavioral Health Management	Non-Profit	\$ 463,300	\$ 491,800	\$ -	\$ (463,300)	Whole person care including behavioral health, physical health and pharmacy services.
Washington Outreach Ministry	Non-Profit	\$ 13,500	\$ 75,000	\$ 75,000	\$ 61,500	\$75,000.00 for the next 4 years. To continue restocking shelves for Emergency Food Pantry and providing mobile pantries in communities in the County for distribution to families in food insecure areas. The funding will also support our Healthcare, Summer feeding program and Homeless Initiative to the unsheltered population of the County.

Agency	Type	Requested FY24-25	Requested FY25-26	Commissioner Amount Suggested FY25-26	Delta FY24-25	FUNDING REQUEST INFORMATION
Boys & Girls Club	Non-Profit	\$ 80,000	\$ 95,000	\$ 100,000	\$ 20,000	Requested \$23750K Quarterly Payments (July, October, January, April) to support ongoing efforts to expand services to under-served youth in Cleveland County. Increase represents additional students being served and to continue to serve the after-school programs at Cleveland County Schools.
Mount Calvary Community Health Clinic	Non-Profit	\$ 50,000	\$ 50,000	\$ 50,000	\$ -	Provides healthcare to Cleveland County and those that are underserved. Funding will assist with the purchase of lab tables, chairs, medical/covid supplies and equipment. Additional furniture and workstations for tele-presenters/nurses. Clinic will also be expanding into behavioral health (NOTE: No funding provided by County in FY 2024 as Mount Calvary received grant which has ended)
Cleveland County YMCA (New Requestor FY 2025)	Non-Profit	\$ -	\$ -	\$ -	\$ -	YMCA has set Mental Health Services at three County YMCA branches. It is critical to ensure all people have access to services not just YMCA members. They are requesting funding through Partners Behavioral Health funding to be used for marketing, financial assistance and program delivery. (NOTE: Partners no longer has any Fund Balance available through the County - those funds were depleted in FY 2023)
Boiling Springs Ruby C Hunt YMCA Library	Non-Profit	\$ 18,000	\$ 36,000	\$ 25,000	\$ 7,000	To Purchase the following items: Books, weekly storytime supplies,STEAM events;Renovations, Carpet Cleaning, Printing Supplies,Replacing Carpet, upgrade computer, Kids play area, teen engagement, Coffee, story walk supplies.
Broad River Greenway	Non-Profit	\$ 36,000	\$ 56,450	\$ 100,000	\$ 64,000	Trail Maintenance \$10,000.00; Maintenance on Phifer Cabin \$3,500.00; Magnetic locks \$2,000.00; Bathroom Supplies \$1,500.00; Termite Contract \$650.00; Maintenance Compact Loader \$2,500.00; Heating/Air for Ranger Station \$2,000.00; Security to extend daylight coverage and peak usage hours \$17,500.00; Pump Septic System \$800.00; Kiosk Buildings \$15,000.00
Kings Mountain Gateway Trail	Non-Profit	\$ 25,000	\$ 40,000	\$ 25,000	\$ -	Kings Mountain Gateway trail funding for upkeep
Communities in Schools	Non-Profit	\$ 40,000	\$ 64,300	\$ 20,000	\$ (20,000)	To continue to offer school based programming, mentoring program. Continue to maintain partnership with CCS to assist with grant applications, represented on board of directors. Information stated that in 2003 Cleveland County Commissioners advised it would reallocate \$58,500 match to CCS designated as CIS to continue the support of CIS and its relationship with CCS.
Kings Mountain Historical Museum	Non-Profit	\$ 20,000	\$ -	\$ 20,000	\$ -	To continue to support their needs and to be able to increase their offerings to the public, schools and improve the collections care. To be able to continue to offer services for free.
Destination Cleveland County (Earl Scruggs Center)	Non-Profit	\$ 76,500	\$ -	\$ 80,000	\$ 3,500	Continue to oversee Cleveland County's Historic Collection of over 17K pieces. To be able to provide free exhibit admission to County residents; increase programming offerings.
Council on Aging	Non-Profit	\$ 138,632	\$ -	\$ 175,000	\$ 36,368	Includes \$29,266 County match for Meals on Wheels/Congregate Meals prog; remaining funds will be used to ensure continued operations for all programs as normal without a decrease in services.
American Legion World Series A37:L44	Non-Profit	\$ -	\$ 425,000	\$ -	\$ -	\$275,000 multi Media Coverage;\$150,000.00 guarantee to the american leagian national office
American Legion World Series - Local	Non-Profit	\$ 200,000	\$ -	\$ 200,000	\$ -	Stadium Maintenance, Marketing, Office Support, Special Events
American Legion World Series - National	Non-Profit	\$ 150,000	\$ -	\$ 150,000	\$ -	National Guarantee
American Legion Honor Guard	Non-Profit	\$ -	\$ -	\$ -	\$ -	Rifle maintenance and repair, purchase of ammunition, uniform items for Honor Guard members, Service flags and POW/MIA flags; transportation expenses

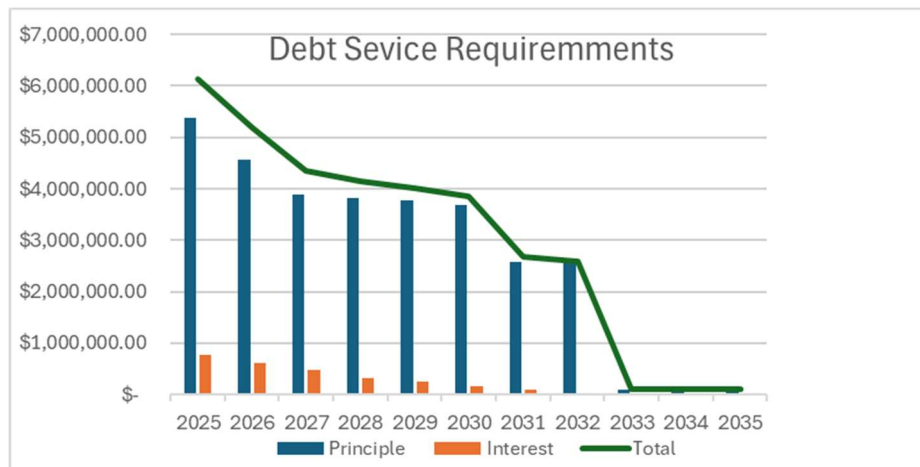
Agency	Type	Requested FY24-25	Requested FY25-26	Commissioner Amount Suggested FY25-26	Delta FY24-25	FUNDING REQUEST INFORMATION
Post 82 Foundation <b>(New Requestor FY 2024)</b>	Non-Profit	\$ -	\$ -	\$ -	\$ -	NEW REQUESTOR FY24. To support youth and veteran programs. Baseball \$49,279; Softball \$9,460; Veterans Assistance \$4K; Youth Programs \$12,468; Post 82 building \$1,900; Capital Expenses \$14,340
Kings Mountain Crisis Ministry <b>(New Request FY 2025)</b>	Non-Profit	\$ -	\$ -	\$ -	\$ -	More people requesting assist with utilities and rent within Cleveland County. Non-profit started in 1970 for needs in Kings Mountain School District but has grown and now assists families in all part of Cleveland County.
Cleveland County Chamber of Commerce <b>(New Request FY 2025)</b>	Non-Profit	\$ -	\$ -	\$ -	\$ -	Chamber is requesting funding for staffing to support the Visitor Information Center. Staffing has decreased from 5 to 4 employees with increased membership from 325 to 619.
Cleveland County Chamber Foundation <b>(New Request FY 2025)</b>	Non-Profit	\$ -	\$ -	\$ -	\$ -	Chamber Foundation was resurrected in 2023 after no activity for almost a decade. Request \$20K to replace 1985 HVAC unit; \$65K to replace 38 year old flooring.
Kings Mountain Farmers Market (Foothills Farmers Market)	Non-Profit	\$ 15,000	\$ 100,000	\$ 20,000	\$ 5,000	To be used to assist with payroll, advertising, trailer
Foothills Farmers Market - Shelby	Non-Profit	\$ 30,000	\$ -	\$ 40,000	\$ 10,000	
Kings Mountain Touchdown Club <b>(New Requestor FY 2025)</b>	Non-Profit	\$ 50,000	\$ -	\$ -	\$ (50,000)	NEW REQUESTOR FY25. To support Kings Mountain High School to improve outdated athletic facilities. Current pledges are running out.
Community Math Academy <b>(New Request FY 2025)</b>	Non-Profit	\$ 20,000	\$ 35,000	\$ 45,000	\$ 25,000	This is a community supported summer program with the goal of tutoring students in mathematics. The average per student cost is \$600 for the program, scholarship, and school supplies. The proposed allocation would fund approximately 50+ students.
Gardner Webb University (GWU) Best Program - Changed to (Digitization Project - FY 2022)	School	\$ 4,500	\$ 4,500	\$ -	\$ (4,500)	Funds will be used as matching grant funds to purchase new digitization equipment for ongoing digitization project in partnership with County, Earl Scruggs Center, GWU Dover Library and GWU Archive
Cleveland Community College Operations/Capital	School	\$ 3,558,872	\$ 3,558,872	\$ 3,808,872	\$ 250,000	Year 3 of 5 (+250K) Operations; \$480K Capital (No formal request received in Finance. County Manager typically provided appropriation figures for budget)
GWU-Godbold College of Business	School	\$ -	\$ 5,000	\$ -	\$ -	Offer High School Seniors scholarship programs
Town of Fallston	Municipality	\$ 98,000	\$ 100,000	\$ -	\$ (98,000)	Funds will be used for remaining costs associated with the town park.
Mauney Memorial Library Kings Mountain	Municipality	\$ 67,500	\$ 663,645	\$ 70,000	\$ 2,500	To assist with a Variety of Operational costs MML provides to the community.
City of Kings Mountain - Patrick Senior Center	Municipality	\$ 29,700	\$ 677,775	\$ 30,000	\$ 300	To assist with operations of Medical equipment loans, computer room equipped, educational opportunities, etc...
Town of Boiling Springs <b>(New Request FY 2025)</b>	Municipality	\$ -	\$ 2,515,000	\$ 50,000	\$ 50,000	\$100,000.00 Ranger Vehicle; \$10,000.00 Vehicle Acquisition; \$30,000.00 Programming, administrative work, and marketing for Greenway; \$30,000.00 Parks and Rec allotment increase; \$45,000.00 Retail Strategies; \$300,000.00 Town Park Capital Improvements; \$2,000,000.00 Shell Building Program.
Town of Belwood <b>(New request FY 2026)</b>	Municipality	\$ -	\$ 60,000	\$ -	\$ -	Town Of Belwood to replace playground set
Town of Lawndale Volunteer Fire Department	VFD	\$ -	\$ 120,000	\$ 120,000	\$ -	Turn Out Gear \$20,000;Lawndale is asking for an increase in support money from the county for this district to cover the cost of supplying the paid personnel. This increase would raise the \$60,000 we receive from \$ 60,000 to \$120,000;

Agency	Type	Requested FY24-25	Requested FY25-26	Commissioner Amount Suggested FY25-26	Delta FY24-25	FUNDING REQUEST INFORMATION
Office of the Fire Chief-Boiling Springs	VFD		\$ 515,360	\$ -	\$ -	fund 2 firefighters, 24/7 at \$18.00 per hour. I also ask that our Capital outlay allowance be increased from \$120k to \$200K. A basic fire engine is now 1.2 million dollars. A basic ladder truck is 2.1 million dollars. Engines and Ladders now have a 4 year build time.\$100,000 dollars.Self Contained breathing apparatus are \$8000 a piece. A coat and pants are now \$5000 and to meet the current standards everyone should have 2 sets.
City of Kings Mountain Parks & Rec	Municipality	\$ -	\$ -	\$ 10,000	\$ 10,000	City of Kings Mountain Parks and Rec Allotment
Town of Boiling Springs Parks & Rec	Municipality	\$ -	\$ -	\$ 17,637	\$ 17,637	Town of Boiling Springs Parks & Rec Allotment
Town of Polkville Parks & Rec	Municipality	\$ -	\$ -	\$ 11,941	\$ 11,941	Town of Polkville Parks & Rec Allotment
Town of Kingstown Parks & Rec	Municipality	\$ -	\$ -	\$ 10,000	\$ 10,000	Town of Kingstown Parks & Rec Allotment
Town of Patterson Springs Parks & Rec	Municipality	\$ -	\$ -	\$ 10,000	\$ 10,000	Town of Patterson Springs Parks & Rec Allotment
Town of Belwood Parks & Rec	Municipality	\$ -	\$ -	\$ 10,000	\$ 10,000	Town of Belwood Parks & Rec Allotment
Town of Lawndale Parks & Rec	Municipality	\$ -	\$ -	\$ 10,000	\$ 10,000	Town of Lawndale Parks & Rec Allotment
Town of Grover Parks & Rec	Municipality	\$ -	\$ -	\$ 10,000	\$ 10,000	Town of Grover Parks & Rec Allotment
Town of Fallston Parks & Rec	Municipality	\$ -	\$ -	\$ 10,000	\$ 10,000	Town of Fallston Parks & Rec Allotment
Town of Casar Parks & Rec	Municipality	\$ -	\$ -	\$ 10,000	\$ 10,000	Town of Casar Parks & Rec Allotment
Town of Waco Parks & Rec	Municipality	\$ -	\$ -	\$ 10,000	\$ 10,000	Town of Waco Parks & Rec Allotment
Town of Mooresboro Parks & Rec	Municipality	\$ -	\$ -	\$ 10,000	\$ 10,000	Town of Mooresboro Parks & Rec Allotment
Town of Earl Parks & Rec	Municipality	\$ -	\$ -	\$ 10,000	\$ 10,000	Town of Earl Parks & Rec Allotment
Town of Lattimore Parks & Rec	Municipality	\$ -	\$ -	\$ 10,000	\$ 10,000	Town of Lattimore Parks & Rec Allotment
		\$ 5,561,919	\$ 11,060,842	\$ 5,638,450	\$ 76,531	

# Capital & Debt

## Current Debt

At this time, 100% of the County’s debt will be liquidated over the next 10 years. The chart below outlines how the \$33,257,965 in outstanding debt obligations will be paid off.



### Bond Rating

In 2017 Cleveland County was upgraded to an “AA+” rating from Standard & Poor’s and an “Aa1” rating from Moody’s Investors Service for general obligation debt. This strong rating has been unchanged since and demonstrates the County’s strong financial position. The high rating will help keep the cost of debt issuance as low as possible.

### Capital Expenditures

The County defines a capital expenditure as any outlay of \$5,000 or more that results in the acquisition or improvement of property or assets that have a useful life greater than one year. This is different from a current asset which is used up or expended in one year. Capital asset categories include land, buildings, improvements to facilities, infrastructure, and equipment.

All potential capital projects are evaluated in terms of their technical, political, and financial viability. In Cleveland County, the best practice is to use a variety of inputs to make budgetary decisions, including judgments and experience by those within the organization.

The following pages detail the FY26 capital requests and approved capital expenditures, by department. Some departments have specific requests that end up not being funded, and some departments are allotted a total capital amount and are instructed to use their own discretion to decide what to fund for the current year. The total FY 26 capital budget is \$2,778,504.



Department ~ Capital Request	Sum of FY2024-2025 Approved	Sum of FY2025-2026 Requested	Sum of FY25-26 Amount Adopted
<b>Animal Services</b>	\$ 250,000.00	\$ 489,255.00	\$ 489,255.00
ACO Truck w/ Climate Controlled Box			
Climate Controlled Adoptions Trailer EA718.1 7' x 18' 22 \$50,255 Wrap for Trailer \$5000			
Corral panels and walk thru gates to allow us to catch livestock safer			
Floor renovation - Preferred Finishings			
Livestock Shelter			
Metal carport/ barn structure 50000 Prep for site of structure 20000 Electrical 6000			
Verizon Connect - Real-time, 360-degree view of fleet's daily operations, reduce costs, increase productivity.			
Fence Installation			
All Weather Playground Cover			
Commercial Dishwasher and floor machine			
<b>Total Animal Services Allocation (542)</b>	\$ 250,000.00	\$ 489,255.00	\$ 489,255.00
<b>Building Inspections</b>	\$ 48,000.00	\$ 43,000.00	\$ 43,000.00
Replacement Vehicle			
<b>Total Building Inspections Allocation (450)</b>	\$ 48,000.00	\$ 43,000.00	\$ 43,000.00
<b>Cooperative Ext</b>	\$ -	\$ 25,000.00	\$ 25,000.00
Work Truck			
<b>Total Cooperative Ext Allocation (495)</b>	\$ -	\$ 25,000.00	\$ 25,000.00
<b>Detention Center</b>	\$ 90,000.00	\$ 240,100.00	\$ 90,000.00
(4) 2025 Ford Explorer			
(4) Safety Equipment			
(4) Wrap Doors/Letter Vehicle			
3% HWY use tax on vehicles			
Body Cameras			
<b>Total Detention Center Allocation (444)</b>	\$ 90,000.00	\$ 240,100.00	\$ 90,000.00
<b>DSS</b>	\$ 200,000.00	\$ 47,300.00	\$ 47,300.00
Replacement Vehicles			
<b>Total DSS Allocation (11.506)</b>	\$ 200,000.00	\$ 47,300.00	\$ 47,300.00
<b>EMS</b>	\$ 275,000.00	\$ 2,080,918.00	\$ 275,000.00
Boat Motor Jet Pump- replaces current motor which is non jet pump.			
Mobile Oxygen generator, ability to produce/generate oxygen from ambient air when loss of power			
PowerPro XT Stretcher- Would place a stretcher in ambulances without stretchers.			
Quick Response Vehicles			
Replaces Cardiac Monitors to new version- this is a 3 year lease agreement to purchase			
Rescue Truck- Would replace our current rescue truck.			
Upgrade Cardiac Monitors			
Water Rescue Boat/Trailer Package			
<b>Total EMS Allocation (446)</b>	\$ 275,000.00	\$ 2,080,918.00	\$ 275,000.00
<b>Health Department</b>	\$ 42,909.00	\$ 41,308.00	\$ 41,308.00
Truck			
<b>Total Environmental Health (12.541)</b>	\$ 42,909.00	\$ 41,308.00	\$ 41,308.00
<b>Information Tech</b>	\$ 1,379,000.00	\$ 200,000.00	\$ 200,000.00
County Projects			
Allotment for the Legrand Center Project			
<b>Total Information Tech Allocation (40.210)</b>	\$ 1,379,000.00	\$ 200,000.00	\$ 200,000.00
<b>Landfill</b>	\$ 1,066,058.00	\$ 175,000.00	\$ 175,000.00
Offroad truck motor			
Offroad truck transmission			
Transmission or Engine rebuild			
<b>Total Landfill Allocation (54.473)</b>	\$ 1,066,058.00	\$ 175,000.00	\$ 175,000.00
<b>Legrand</b>	\$ 215,000.00	\$ 29,671.00	\$ 29,671.00
Department Projects- Replace Equipment			
<b>Total Legrand Allocation (55.480)</b>	\$ 215,000.00	\$ 29,671.00	\$ 29,671.00
<b>Maintenance</b>	\$ 45,270.00	\$ 342,970.00	\$ 342,970.00
2 ac units for the library			
2 Mitsubishi ac units for the museum 20 ton units			
Install costs for 2 AC units at museum			
Parts for 2 AC units at library.			
<b>Total Maintenance Allocation (426)</b>	\$ 45,270.00	\$ 342,970.00	\$ 342,970.00
<b>Sheriffs</b>	\$ 875,000.00	\$ 2,080,918.00	\$ 875,000.00
(30) 2025 Ford Explorer			
(30) 3% 3% HWY Use Tax			
(30) Wrap Doors/Letter Vehicle			
3% 3% HWY Use Tax for crime scene veh			



Department ~ Capital Request	Sum of FY2024-2025 Approved	Sum of FY2025-2026 Requested	Sum of FY25-26 Amount Draft
Autel evo max 4t drone w/batteries			
Camper cover for crime scene veh			
Dodge 2500 truck for crime sce investigator			
Key tracking system			
Safety Equipment			
Veh for narcotics w/ HUT and equipment			
Wrap doors/letter crime scene veh			
<b>Total Sheriff Allocation (441)</b>	<b>\$ 875,000.00</b>	<b>\$ 2,080,918.00</b>	<b>\$ 875,000.00</b>
<b>Shooting Range</b>	<b>\$ 45,000.00</b>	<b>\$ 45,000.00</b>	<b>\$ 45,000.00</b>
Mini Pavilion for Range Expansion (Funding req'd 22-23 yr)			
Range Equipment			
<b>Total Shooting Range Allocation (470)</b>	<b>\$ 45,000.00</b>	<b>\$ 45,000.00</b>	<b>\$ 45,000.00</b>
<b>SRO</b>	<b>\$ 100,000.00</b>	<b>\$ 240,100.00</b>	<b>\$ 100,000.00</b>
(4) 2025 Ford Explorer			
(4) 3% HWY Use Tax			
(4) Safety Equipment			
(4) Wrap Doors/Letter Vehicle			
<b>Total SRO Allocation (440)</b>	<b>\$ 100,000.00</b>	<b>\$ 240,100.00</b>	<b>\$ 100,000.00</b>
<b>Grand Total</b>	<b>\$ 4,631,237.00</b>	<b>\$ 6,080,540.00</b>	<b>\$ 2,778,504.00</b>

# Revenue and Expenditure Details

The Revenue and Expenditure details are listed below and sorted by Revenue or Expense, by Fund, by Department and ultimately by Account as concisely as possible.

You may have to follow the report backwards or forwards to find the title of the department you are looking at.

The six columns listed are FY 24 actuals, FY 25 Amended Budget Amount, FY 26 Manager's Recommended Budget, the Change from the Manager's Recommended Budget as compared to the FY 25 Amended Budget, and previous change as a percentage of the Amended Budget.

In the below example for the General Fund, you see Department 416 Total, followed by the next department, Elections. This is department 418 and the details of every account in this department's budget are listed in alphabetical order.

### Example

Account Type	Fund#	Dept #	Department Description	Account Description	Actuals FY23-24	Amended Budget FY24-25	Manager's Budget FY25-26	Change from Amend	% Change from Amend
Expense	10	416	LEGAL/COUNTY ATTORNEI	LEGAL FORECLOSUR PROPERTY	\$ 4,778.00	\$ 9,000.00	\$ 9,000.00	\$ -	0%
Expense	10	416	LEGAL/COUNTY ATTORNEI	LEGAL SERVICES	\$ 7,094.00	\$ 40,000.00	\$ 40,000.00	\$ -	0%
Expense	10	416	LEGAL/COUNTY ATTORNEI	LICENSE/PERMIT/CERTIFICATE	\$ 140.00	\$ 100.00	\$ 100.00	\$ -	0%
Expense	10	416	LEGAL/COUNTY ATTORNEI	MAINT CONTRACTS-EQUIP	\$ 1,068.65	\$ 1,700.00	\$ 1,700.00	\$ -	0%
Expense	10	416	LEGAL/COUNTY ATTORNEI	MEDICARE TAXES	\$ 3,185.52	\$ 3,256.00	\$ 3,386.24	\$ 130.24	4%
Expense	10	416	LEGAL/COUNTY ATTORNEI	POSTAGE	\$ 33.77	\$ 100.00	\$ 100.00	\$ -	0%
Expense	10	416	LEGAL/COUNTY ATTORNEI	PRIOR YEAR PAYABLE EXP	\$ -	\$ -	\$ -	\$ -	0%
Expense	10	416	LEGAL/COUNTY ATTORNEI	PROFESSIONAL SERV	\$ 95,061.25	\$ 75,000.00	\$ 75,000.00	\$ -	0%
Expense	10	416	LEGAL/COUNTY ATTORNEI	RETIREMENT	\$ 28,863.72	\$ 30,539.00	\$ 31,760.56	\$ 1,221.56	4%
Expense	10	416	LEGAL/COUNTY ATTORNEI	SALARIES/WAGES-REG	\$ 224,444.10	\$ 224,555.00	\$ 233,537.20	\$ 8,982.20	4%
Expense	10	416	LEGAL/COUNTY ATTORNEI	SOCIAL SECURITY TAXES	\$ 13,620.32	\$ 13,922.00	\$ 14,478.88	\$ 556.88	4%
Expense	10	416	LEGAL/COUNTY ATTORNEI	TELECOMMUNICATIONS	\$ 1,024.68	\$ 2,250.00	\$ 2,250.00	\$ -	0%
Expense	10	416	LEGAL/COUNTY ATTORNEI	TRAVEL/TRAINING	\$ 9,778.12	\$ 20,000.00	\$ 20,000.00	\$ -	0%
Expense	10	<b>416 Total</b>			\$ 451,906.60	\$ 488,990.00	\$ 499,880.88	\$ 10,890.88	16%
Expense	10	<b>418</b>							
Expense	10	418	<b>ELECTIONS</b>						
Expense	10	418	ELECTIONS	ADVERTISING/PROMOTIONS	\$ 3,583.99	\$ 7,000.00	\$ 6,500.00	\$ (500.00)	-7%
Expense	10	418	ELECTIONS	AWARDS/APPRECIATION	\$ -	\$ 4,400.00	\$ 500.00	\$ (3,900.00)	-89%
Expense	10	418	ELECTIONS	BOARD/COMMITTEE MEETG EXP	\$ 470.71	\$ 500.00	\$ 500.00	\$ -	0%
Expense	10	418	ELECTIONS	BOE BALLOTS	\$ 30,601.20	\$ 50,364.00	\$ 44,000.00	\$ (6,364.00)	-13%
Expense	10	418	ELECTIONS	CAPITAL EQUIPMENT	\$ 12,469.69	\$ -	\$ -	\$ -	0%
Expense	10	418	ELECTIONS	CONTRACTED LABOR	\$ -	\$ 5,290.00	\$ -	\$ (5,290.00)	-100%
Expense	10	418	ELECTIONS	CONTROLLED PROPERTY EXP	\$ 2,046.90	\$ -	\$ -	\$ -	0%



Account Type	Fund#	Dept #	Department Description	Account Description	Actuals FY23-24	Amended Budget FY24-25	Manager's Budget FY25-26	Change from Amend	% Change from Amend
<b>Revenue</b>									
Revenue	10								
Revenue	10	000							
Revenue	10	000	NON DEPARTMENTAL						
Revenue	10	000	NON DEPARTMENTAL	CAPITAL LEASE PROCEEDS	\$ -	\$ -	\$ -	\$ -	0%
Revenue	10	000	NON DEPARTMENTAL	IT SUBSCRIPTION PROCEEDS (GASB96)	\$ -	\$ -	\$ -	\$ -	0%
Revenue	10	000	NON DEPARTMENTAL	LOAN PROCEEDS	\$ -	\$ -	\$ -	\$ -	0%
Revenue	10	000 Total			\$ -	\$ -	\$ -	\$ -	0%
<b>Revenue</b>									
Revenue	10	410	GENERAL REVENUES						
Revenue	10	410	GENERAL REVENUES	ABC PROFITS	\$ 192,644.00	\$ 200,000.00	\$ 200,000.00	\$ -	0%
Revenue	10	410	GENERAL REVENUES	AD VALOREM TAXES-2009	\$ -	\$ -	\$ -	\$ -	0%
Revenue	10	410	GENERAL REVENUES	AD VALOREM TAXES-2010	\$ -	\$ -	\$ -	\$ -	0%
Revenue	10	410	GENERAL REVENUES	AD VALOREM TAXES-2011	\$ -	\$ -	\$ -	\$ -	0%
Revenue	10	410	GENERAL REVENUES	AD VALOREM TAXES-2012	\$ -	\$ -	\$ -	\$ -	0%
Revenue	10	410	GENERAL REVENUES	AD VALOREM TAXES-2013	\$ 1,434.16	\$ -	\$ -	\$ -	0%
Revenue	10	410	GENERAL REVENUES	AD VALOREM TAXES-2014	\$ 7,396.16	\$ -	\$ -	\$ -	0%
Revenue	10	410	GENERAL REVENUES	AD VALOREM TAXES-2015	\$ 10,876.93	\$ -	\$ -	\$ -	0%
Revenue	10	410	GENERAL REVENUES	AD VALOREM TAXES-2016	\$ 23,161.54	\$ -	\$ -	\$ -	0%
Revenue	10	410	GENERAL REVENUES	AD VALOREM TAXES-2017	\$ 32,920.09	\$ -	\$ -	\$ -	0%
Revenue	10	410	GENERAL REVENUES	AD VALOREM TAXES-2018	\$ 32,814.68	\$ -	\$ -	\$ -	0%
Revenue	10	410	GENERAL REVENUES	AD VALOREM TAXES-2019	\$ 42,171.23	\$ -	\$ -	\$ -	0%
Revenue	10	410	GENERAL REVENUES	AD VALOREM TAXES-2020	\$ 129,074.63	\$ -	\$ -	\$ -	0%
Revenue	10	410	GENERAL REVENUES	AD VALOREM TAXES-2021	\$ 154,488.05	\$ -	\$ -	\$ -	0%
Revenue	10	410	GENERAL REVENUES	AD VALOREM TAXES-2022	\$ 483,071.23	\$ -	\$ -	\$ -	0%
Revenue	10	410	GENERAL REVENUES	AD VALOREM TAXES-2023	\$ 55,107,692.42	\$ 625,000.00	\$ -	\$ (625,000.00)	-100%
Revenue	10	410	GENERAL REVENUES	AD VALOREM TAXES-2024	\$ -	\$ 55,312,029.00	\$ 625,000.00	\$ (54,687,029.00)	-99%
Revenue	10	410	GENERAL REVENUES	AD VALOREM TAXES-2025	\$ -	\$ -	\$ 54,230,852.00	\$ 54,230,852.00	0%
Revenue	10	410	GENERAL REVENUES	AD VALOREM TX-2019 NCVTS	\$ -	\$ -	\$ -	\$ -	0%
Revenue	10	410	GENERAL REVENUES	AD VALOREM TX-2020 NCVTS	\$ -	\$ -	\$ -	\$ -	0%
Revenue	10	410	GENERAL REVENUES	AD VALOREM TX-2021 NCVTS	\$ -	\$ -	\$ -	\$ -	0%
Revenue	10	410	GENERAL REVENUES	AD VALOREM TX-2022 NCVTS	\$ -	\$ -	\$ -	\$ -	0%
Revenue	10	410	GENERAL REVENUES	AD VALOREM TX-2023 NCVTS	\$ (2,342.17)	\$ 5,365,500.00	\$ -	\$ (5,365,500.00)	-100%
Revenue	10	410	GENERAL REVENUES	AD VALOREM TX-2024 NCVTS	\$ 5,620,249.01	\$ -	\$ -	\$ -	0%
Revenue	10	410	GENERAL REVENUES	AD VALOREM TX-2025 NCVTS	\$ -	\$ -	\$ -	\$ -	0%
Revenue	10	410	GENERAL REVENUES	AD VALOREM TX-2026 NCVTS	\$ -	\$ -	\$ 4,216,668.00	\$ 4,216,668.00	0%
Revenue	10	410	GENERAL REVENUES	ADMIN SERVICES ALLOCATION	\$ -	\$ -	\$ -	\$ -	0%
Revenue	10	410	GENERAL REVENUES	ADVERTISING	\$ 9,206.62	\$ 5,000.00	\$ 5,150.00	\$ 150.00	3%
Revenue	10	410	GENERAL REVENUES	CLEVELAND CUP 5K	\$ 5,644.21	\$ 4,800.00	\$ 4,800.00	\$ -	0%
Revenue	10	410	GENERAL REVENUES	COLLECTION NSF CHECKS	\$ -	\$ -	\$ -	\$ -	0%
Revenue	10	410	GENERAL REVENUES	COMPUTER OVERS/SHORTS	\$ -	\$ -	\$ -	\$ -	0%
Revenue	10	410	GENERAL REVENUES	CREDIT CARD USAGE REBATE	\$ 83,028.37	\$ 80,000.00	\$ 90,000.00	\$ 10,000.00	13%
Revenue	10	410	GENERAL REVENUES	DISCOUNTS ON TAXES	\$ (141,579.72)	\$ -	\$ -	\$ -	0%
Revenue	10	410	GENERAL REVENUES	DMV NCVTS INTEREST	\$ 27,439.55	\$ 2,500.00	\$ 2,575.00	\$ 75.00	3%
Revenue	10	410	GENERAL REVENUES	F/CLOSE EXECUTION FEE	\$ -	\$ -	\$ -	\$ -	0%
Revenue	10	410	GENERAL REVENUES	F/CLOSE JUDGEMENT FEE	\$ 2,750.00	\$ -	\$ 1,500.00	\$ 1,500.00	0%
Revenue	10	410	GENERAL REVENUES	F/CLOSE SHERIFF ADV FEE	\$ -	\$ -	\$ -	\$ -	0%
Revenue	10	410	GENERAL REVENUES	F/CLOSE SHERIFF FEE	\$ -	\$ -	\$ -	\$ -	0%
Revenue	10	410	GENERAL REVENUES	FORECLOSURE ADMIN FEE	\$ 36,337.16	\$ -	\$ 30,000.00	\$ 30,000.00	0%
Revenue	10	410	GENERAL REVENUES	FORECLOSURE ADVERTISE FEE	\$ 9,031.50	\$ 5,000.00	\$ 5,150.00	\$ 150.00	3%
Revenue	10	410	GENERAL REVENUES	FORECLOSURE DEED RECORDNG	\$ 2,000.00	\$ -	\$ 1,500.00	\$ 1,500.00	0%
Revenue	10	410	GENERAL REVENUES	FORECLOSURE POSTAGE FEE	\$ 1,085.01	\$ -	\$ 450.00	\$ 450.00	0%
Revenue	10	410	GENERAL REVENUES	FRANCHISE FEES	\$ 193,165.96	\$ 250,000.00	\$ 200,000.00	\$ (50,000.00)	-20%
Revenue	10	410	GENERAL REVENUES	FUND BALANCE APPROPRIATED	\$ -	\$ 9,595,772.00	\$ 5,245,121.39	\$ (4,350,650.61)	-45%
Revenue	10	410	GENERAL REVENUES	GARNISHMENTS ON TAXES	\$ 68,602.03	\$ 75,000.00	\$ 77,250.00	\$ 2,250.00	3%
Revenue	10	410	GENERAL REVENUES	GASOLINE ROAD TAX REFUND	\$ -	\$ -	\$ -	\$ -	0%
Revenue	10	410	GENERAL REVENUES	GROSS RECEIPTS TAX-COUNTY	\$ 60,987.58	\$ 57,000.00	\$ 65,000.00	\$ 8,000.00	14%
Revenue	10	410	GENERAL REVENUES	HEAVY EQUIP TAX	\$ 27,337.55	\$ 25,000.00	\$ 41,000.00	\$ 16,000.00	64%
Revenue	10	410	GENERAL REVENUES	INTEREST INCOME LEASES	\$ -	\$ -	\$ -	\$ -	0%
Revenue	10	410	GENERAL REVENUES	INTEREST ON DELINQUENT TA	\$ 303,245.66	\$ 207,500.00	\$ 213,725.00	\$ 6,225.00	3%
Revenue	10	410	GENERAL REVENUES	INTEREST ON INVESTMENTS	\$ 2,751,309.77	\$ 6,000,000.00	\$ 4,000,000.00	\$ (2,000,000.00)	-33%
Revenue	10	410	GENERAL REVENUES	LEASE REVENUE GASB 87	\$ 1,796.45	\$ -	\$ -	\$ -	0%
Revenue	10	410	GENERAL REVENUES	LOCAL OPTION SALES TAX	\$ 16,961,693.27	\$ 15,965,000.00	\$ 16,443,950.00	\$ 478,950.00	3%
Revenue	10	410	GENERAL REVENUES	LOCAL REV-BEER/WINE EXCISE TAX	\$ 275,706.36	\$ -	\$ 275,000.00	\$ 275,000.00	0%
Revenue	10	410	GENERAL REVENUES	LOCAL REVENUE-DCC	\$ -	\$ -	\$ -	\$ -	0%
Revenue	10	410	GENERAL REVENUES	LOCAL REV-PARTNERS RENT	\$ -	\$ -	\$ -	\$ -	0%
Revenue	10	410	GENERAL REVENUES	MISCELLANEOUS REVENUE	\$ 60,602.96	\$ 35,000.00	\$ 35,000.00	\$ -	0%
Revenue	10	410	GENERAL REVENUES	NCACC SHARED BUD EXP	\$ -	\$ -	\$ -	\$ -	0%
Revenue	10	410	GENERAL REVENUES	OCCUPANCY TAX	\$ 535,330.62	\$ 500,000.00	\$ 633,000.00	\$ 133,000.00	27%
Revenue	10	410	GENERAL REVENUES	OTHER UNITS SHARE BUD EXP	\$ -	\$ -	\$ -	\$ -	0%
Revenue	10	410	GENERAL REVENUES	PAYMENT IN LIEU OF TAXES	\$ 158,946.77	\$ 400,000.00	\$ 400,000.00	\$ -	0%
Revenue	10	410	GENERAL REVENUES	PAYMENT OVERS/SHORTS	\$ 0.74	\$ -	\$ -	\$ -	0%



Account Type	Fund#	Dept #	Department Description	Account Description	Actuals FY23-24	Amended Budget FY24-25	Manager's Budget FY25-26	Change from Amend	% Change from Amend
Revenue	10	410	GENERAL REVENUES	PRIOR YEARS	\$ -	\$ -	\$ -	\$ -	0%
Revenue	10	410	GENERAL REVENUES	REIMBURSEMENT RESOLUTION ALLOCA	\$ -	\$ -	\$ -	\$ -	0%
Revenue	10	410	GENERAL REVENUES	RENTS	\$ 3,035,509.81	\$ 3,050,000.00	\$ 3,050,000.00	\$ -	0%
Revenue	10	410	GENERAL REVENUES	RENTS-SHELBY STAR	\$ -	\$ -	\$ -	\$ -	0%
Revenue	10	410	GENERAL REVENUES	SALE OF FIXED ASSETS	\$ 24,839.31	\$ 25,000.00	\$ 25,000.00	\$ -	0%
Revenue	10	410	GENERAL REVENUES	SALE OF FORECLOSURES	\$ 1,000.00	\$ -	\$ -	\$ -	0%
Revenue	10	410	GENERAL REVENUES	SALE OF LAND	\$ 1,174,955.00	\$ -	\$ -	\$ -	0%
Revenue	10	410	GENERAL REVENUES	SALE OF SURPLUS EQ/SUPPLY	\$ 4,691.79	\$ 4,500.00	\$ 4,500.00	\$ -	0%
Revenue	10	410	GENERAL REVENUES	SALES TAX CATAWBA INDIAN	\$ 37,361.23	\$ -	\$ -	\$ -	0%
Revenue	10	410	GENERAL REVENUES	SETTLEMENT OVERS/SHORTS	\$ (7.45)	\$ -	\$ -	\$ -	0%
Revenue	10	410	GENERAL REVENUES	SHELL BLDG III-CITY OF SHELBY	\$ -	\$ -	\$ -	\$ -	0%
Revenue	10	410	GENERAL REVENUES	STATE COVID RELIEF FUNDS	\$ -	\$ -	\$ -	\$ -	0%
Revenue	10	410	GENERAL REVENUES	TRANSFERS FM ARPA	\$ 3,746,395.53	\$ -	\$ -	\$ -	0%
Revenue	10	410	GENERAL REVENUES	TRANSFERS FM CAP RESERVE	\$ -	\$ -	\$ -	\$ -	0%
Revenue	10	410	GENERAL REVENUES	TRANSFERS FM COVID19	\$ -	\$ -	\$ -	\$ -	0%
Revenue	10	410	GENERAL REVENUES	TRANSFERS FM E911 FD 26	\$ -	\$ -	\$ -	\$ -	0%
Revenue	10	410	GENERAL REVENUES	TRANSFERS FM SCH CAP RES	\$ 1,300,000.00	\$ 2,740,378.00	\$ 3,000,000.00	\$ 259,622.00	9%
Revenue	10	410	GENERAL REVENUES	TRANSFERS FR S/W DISPOSAL	\$ 118,134.00	\$ 132,134.00	\$ 136,860.00	\$ 4,726.00	4%
Revenue	10	410	GENERAL REVENUES	TRANSFERS FR S/W LAND	\$ -	\$ -	\$ -	\$ -	0%
Revenue	10	410 Total			\$ 92,712,199.60	\$ 100,662,113.00	\$ 93,259,051.39	\$ (7,403,061.61)	-249%
Revenue	10	411	COMMISSIONERS						
Revenue	10	411	COMMISSIONERS	CONTRIBUTIONS/DONATIONS	\$ -	\$ 5,000.00	\$ -	\$ (5,000.00)	-100%
Revenue	10	411	COMMISSIONERS	MISCELLANEOUS REVENUE	\$ -	\$ -	\$ -	\$ -	0%
Revenue	10	411 Total			\$ -	\$ 5,000.00	\$ -	\$ (5,000.00)	-100%
Revenue	10	412	COUNTY MANAGER/ADMIN						
Revenue	10	412	COUNTY MANAGER/ADMIN	FUND BALANCE APPROPRIATED	\$ -	\$ 5,314.00	\$ -	\$ (5,314.00)	-100%
Revenue	10	412 Total			\$ -	\$ 5,314.00	\$ -	\$ (5,314.00)	-100%
Revenue	10	413	FINANCE & PURCHASING						
Revenue	10	413	FINANCE & PURCHASING	CONTRACTED REVENUE	\$ 499,834.13	\$ 500,000.00	\$ 500,000.00	\$ -	0%
Revenue	10	413	FINANCE & PURCHASING	CONTRACTED REVENUES-ROD	\$ 11,478.31	\$ -	\$ -	\$ -	0%
Revenue	10	413	FINANCE & PURCHASING	PAYMENT OVERS/SHORTS	\$ (1.69)	\$ -	\$ -	\$ -	0%
Revenue	10	413 Total			\$ 511,310.75	\$ 500,000.00	\$ 500,000.00	\$ -	0%
Revenue	10	415	PROPERTY TAX ADMIN						
Revenue	10	415	PROPERTY TAX ADMIN	BEER AND WINE	\$ 5,275.00	\$ -	\$ -	\$ -	0%
Revenue	10	415	PROPERTY TAX ADMIN	COLLECT-DEBTS WRITTEN OFF	\$ 1,576.17	\$ -	\$ -	\$ -	0%
Revenue	10	415	PROPERTY TAX ADMIN	COLLECTION NSF CHECKS	\$ 1,157.27	\$ -	\$ -	\$ -	0%
Revenue	10	415	PROPERTY TAX ADMIN	DEPARTMENTAL FEES	\$ 6.00	\$ -	\$ -	\$ -	0%
Revenue	10	415	PROPERTY TAX ADMIN	MISCELLANEOUS REVENUE	\$ (91.03)	\$ -	\$ -	\$ -	0%
Revenue	10	415	PROPERTY TAX ADMIN	PAYMENT OVERS/SHORTS	\$ 10.38	\$ -	\$ -	\$ -	0%
Revenue	10	415	PROPERTY TAX ADMIN	PENALTY PAVING ASSESSMENT	\$ 2,256.67	\$ -	\$ -	\$ -	0%
Revenue	10	415	PROPERTY TAX ADMIN	SETTLEMENT OVERS/SHORTS	\$ 104.50	\$ -	\$ -	\$ -	0%
Revenue	10	415 Total			\$ 10,294.96	\$ -	\$ -	\$ -	0%
Revenue	10	416	LEGAL/COUNTY ATTORNEY						
Revenue	10	416	LEGAL/COUNTY ATTORNEY	PAYMENT OVERS/SHORTS	\$ -	\$ -	\$ -	\$ -	0%
Revenue	10	416 Total			\$ -	\$ -	\$ -	\$ -	0%
Revenue	10	418	ELECTIONS						
Revenue	10	418	ELECTIONS	DEPARTMENTAL FEES	\$ 3,129.69	\$ -	\$ -	\$ -	0%
Revenue	10	418	ELECTIONS	DONATIONS-CAP EQUIP-GENRL	\$ -	\$ -	\$ -	\$ -	0%
Revenue	10	418	ELECTIONS	FEDERAL GOVT GRANTS	\$ -	\$ -	\$ -	\$ -	0%
Revenue	10	418	ELECTIONS	STATE-OTHER REVENUES	\$ -	\$ -	\$ -	\$ -	0%
Revenue	10	418 Total			\$ 3,129.69	\$ -	\$ -	\$ -	0%
Revenue	10	419	REGISTER OF DEEDS						
Revenue	10	419	REGISTER OF DEEDS	DEPARTMENTAL FEES	\$ 587,042.15	\$ 600,000.00	\$ 600,000.00	\$ -	0%
Revenue	10	419	REGISTER OF DEEDS	DONATIONS/CONTRIBUTIONS	\$ 100.00	\$ 40.00	\$ -	\$ (40.00)	-100%
Revenue	10	419	REGISTER OF DEEDS	EXCISE STAMP	\$ 576,574.50	\$ 650,000.00	\$ 650,000.00	\$ -	0%
Revenue	10	419	REGISTER OF DEEDS	FUND BALANCE APPROPRIATED	\$ -	\$ 5,000.00	\$ -	\$ (5,000.00)	-100%
Revenue	10	419	REGISTER OF DEEDS	MARRIAGE LICENSE	\$ -	\$ -	\$ -	\$ -	0%
Revenue	10	419	REGISTER OF DEEDS	MISCELLANEOUS REVENUE	\$ 262.50	\$ -	\$ -	\$ -	0%
Revenue	10	419	REGISTER OF DEEDS	PASSPORT PHOTOS	\$ -	\$ -	\$ -	\$ -	0%
Revenue	10	419	REGISTER OF DEEDS	PASSPORT PROCESSING FEES	\$ -	\$ -	\$ -	\$ -	0%
Revenue	10	419	REGISTER OF DEEDS	PAYMENT OVERS/SHORTS	\$ 1.00	\$ -	\$ -	\$ -	0%

Account Type	Fund#	Dept #	Department Description	Account Description	Actuals FY23-24	Amended Budget FY24-25	Manager's Budget FY25-26	Change from Amend	% Change from Amend
Revenue	10	419	REGISTER OF DEEDS	ROD CO GEN ESCROW FUNDS	\$ 1,122.25	\$ -	\$ -	\$ -	0%
Revenue	10	419	REGISTER OF DEEDS	ROD DSS ESCROW FUNDS	\$ 512.00	\$ -	\$ -	\$ -	0%
Revenue	10	419	REGISTER OF DEEDS	ROD SUPP RETIREMENT REV	\$ 8,939.77	\$ -	\$ -	\$ -	0%
Revenue	10	419	REGISTER OF DEEDS	SETTLEMENT OVERS/SHORTS	\$ (2.01)	\$ -	\$ -	\$ -	0%
Revenue	10	419	REGISTER OF DEEDS	STATE GOVERNMENT GRANTS	\$ 2,000.00	\$ 2,714.00	\$ -	\$ (2,714.00)	-100%
Revenue	10	<b>419 Total</b>			\$ 1,176,552.16	\$ 1,257,754.00	\$ 1,250,000.00	\$ (7,754.00)	-300%
Revenue	10	<b>422</b>							
Revenue	10	422	<b>TRAVEL &amp; TOURISM</b>						
Revenue	10	422	TRAVEL & TOURISM	FUND BALANCE APPROPRIATED	\$ -	\$ -	\$ -	\$ -	0%
Revenue	10	422	TRAVEL & TOURISM	LOCAL REVENUES	\$ 30,625.00	\$ 48,000.00	\$ 48,000.00	\$ -	0%
Revenue	10	422	TRAVEL & TOURISM	STATE GOVT GRANT-VISITNC	\$ -	\$ -	\$ -	\$ -	0%
Revenue	10	422	TRAVEL & TOURISM	T&T EVENTS-MERCH SALES	\$ -	\$ -	\$ -	\$ -	0%
Revenue	10	422	TRAVEL & TOURISM	TRAVEL & TOURISM EVENTS-SPONSORS	\$ 20,075.00	\$ 20,000.00	\$ 20,000.00	\$ -	0%
Revenue	10	422	TRAVEL & TOURISM	TRAVEL & TOURISM EVENTS-VENDORS	\$ 17,994.43	\$ 20,000.00	\$ 20,000.00	\$ -	0%
Revenue	10	<b>422 Total</b>			\$ 68,694.43	\$ 88,000.00	\$ 88,000.00	\$ -	0%
Revenue	10	<b>426</b>							
Revenue	10	426	<b>FACILITIES MAINTENANCE</b>						
Revenue	10	426	FACILITIES MAINTENANCE	ABC 5 CENT PER BOTTLE	\$ 25,839.72	\$ 25,000.00	\$ 25,000.00	\$ -	0%
Revenue	10	426	FACILITIES MAINTENANCE	DEPARTMENTAL FEES	\$ 2,750.00	\$ -	\$ -	\$ -	0%
Revenue	10	<b>426 Total</b>			\$ 28,589.72	\$ 25,000.00	\$ 25,000.00	\$ -	0%
Revenue	10	<b>428</b>							
Revenue	10	428	<b>MUNICIPAL ELECTIONS</b>						
Revenue	10	428	MUNICIPAL ELECTIONS	CONTRACTED REVENUE	\$ 41,842.70	\$ -	\$ -	\$ -	0%
Revenue	10	<b>428 Total</b>			\$ 41,842.70	\$ -	\$ -	\$ -	0%
Revenue	10	<b>430</b>							
Revenue	10	430	<b>MUNICIPAL GRANTS</b>						
Revenue	10	430	MUNICIPAL GRANTS	FUND BALANCE APPROPRIATED	\$ -	\$ 4,090,292.00	\$ -	\$ (4,090,292.00)	-100%
Revenue	10	430	MUNICIPAL GRANTS	STATE GOVERNMENT GRANTS	\$ 1,791,998.85	\$ -	\$ -	\$ -	0%
Revenue	10	<b>430 Total</b>			\$ 1,791,998.85	\$ 4,090,292.00	\$ -	\$ (4,090,292.00)	-100%
Revenue	10	<b>432</b>							
Revenue	10	432	<b>3RD PARTY(PASS THRU)GRANT</b>						
Revenue	10	432	3RD PARTY(PASS THRU)GF	FUND BALANCE APPROPRIATED	\$ -	\$ -	\$ -	\$ -	0%
Revenue	10	432	3RD PARTY(PASS THRU)GF	STATE GOVERNMENT GRANTS	\$ 334,575.00	\$ 324,563.00	\$ 324,809.00	\$ 246.00	0%
Revenue	10	<b>432 Total</b>			\$ 334,575.00	\$ 324,563.00	\$ 324,809.00	\$ 246.00	0%
Revenue	10	<b>433</b>							
Revenue	10	433	<b>JCPC GRANT ADMIN</b>						
Revenue	10	433	JCPC GRANT ADMIN	FUND BALANCE APPROPRIATED	\$ -	\$ -	\$ -	\$ -	0%
Revenue	10	433	JCPC GRANT ADMIN	STATE GOVERNMENT GRANTS	\$ 15,500.00	\$ 15,500.00	\$ 15,254.00	\$ (246.00)	-2%
Revenue	10	<b>433 Total</b>			\$ 15,500.00	\$ 15,500.00	\$ 15,254.00	\$ (246.00)	-2%
Revenue	10	<b>435</b>							
Revenue	10	435	<b>LAW ENFORCEMENT-MENTAL HLTH/WELLNESS GRANTS</b>						
Revenue	10	435	LAW ENFORCEMENT-MEN	FEDERAL GOVT GRANTS	\$ 42,263.86	\$ 2,250.00	\$ -	\$ (2,250.00)	-100%
Revenue	10	435	LAW ENFORCEMENT-MEN	FUND BALANCE APPROPRIATED	\$ -	\$ 112,170.00	\$ -	\$ (112,170.00)	-100%
Revenue	10	<b>435 Total</b>			\$ 42,263.86	\$ 114,420.00	\$ -	\$ (114,420.00)	-200%
Revenue	10	<b>436</b>							
Revenue	10	436	<b>SHERIFF MOBILE COMMAND UNIT GRANT</b>						
Revenue	10	436	SHERIFF MOBILE COMMAND	FUND BALANCE APPROPRIATED	\$ -	\$ -	\$ -	\$ -	0%
Revenue	10	436	SHERIFF MOBILE COMMAND	LOCAL REVENUES	\$ -	\$ -	\$ -	\$ -	0%
Revenue	10	436	SHERIFF MOBILE COMMAND	STATE GOVERNMENT GRANTS	\$ -	\$ -	\$ -	\$ -	0%
Revenue	10	<b>436 Total</b>			\$ -	\$ -	\$ -	\$ -	0%
Revenue	10	<b>437</b>							
Revenue	10	437	<b>PUBLIC SAFETY GRANTS</b>						
Revenue	10	437	PUBLIC SAFETY GRANTS	FEDERAL GOVT GRANTS	\$ -	\$ -	\$ -	\$ -	0%
Revenue	10	437	PUBLIC SAFETY GRANTS	FUND BALANCE APPROPRIATED	\$ -	\$ -	\$ -	\$ -	0%
Revenue	10	437	PUBLIC SAFETY GRANTS	LOCAL & OTHER GRANTS	\$ 5,719.46	\$ 5,000.00	\$ -	\$ (5,000.00)	-100%
Revenue	10	437	PUBLIC SAFETY GRANTS	STATE GOVERNMENT GRANTS	\$ -	\$ -	\$ -	\$ -	0%
Revenue	10	<b>437 Total</b>			\$ 5,719.46	\$ 5,000.00	\$ -	\$ (5,000.00)	-100%
Revenue	10	<b>438</b>							
Revenue	10	438	<b>LAW ENFORCEMENT GRANTS</b>						
Revenue	10	438	LAW ENFORCEMENT GRAN	FEDERAL GOVT GRANTS	\$ 49,755.91	\$ 17,769.00	\$ -	\$ (17,769.00)	-100%
Revenue	10	438	LAW ENFORCEMENT GRAN	FEDERAL GOVT GRANTS-LEVS	\$ -	\$ -	\$ -	\$ -	0%
Revenue	10	438	LAW ENFORCEMENT GRAN	FUND BALANCE APPROPRIATED	\$ -	\$ -	\$ -	\$ -	0%
Revenue	10	438	LAW ENFORCEMENT GRAN	STATE GOVERNMENT GRANTS	\$ -	\$ -	\$ -	\$ -	0%
Revenue	10	<b>438 Total</b>			\$ 49,755.91	\$ 17,769.00	\$ -	\$ (17,769.00)	-100%

Account Type	Fund#	Dept #	Department Description	Account Description	Actuals FY23-24	Amended Budget FY24-25	Manager's Budget FY25-26	Change from Amend	% Change from Amend
Revenue	10	<b>439</b>							
Revenue	10	439	USDOJ COPS GRANT						
Revenue	10	439	USDOJ COPS GRANT	CCS/PINNACLE SRO-COPS CONTRIBUTI	\$ -	\$ -	\$ -	\$ -	0%
Revenue	10	439	USDOJ COPS GRANT	FEDERAL GRANTS-COPS	\$ 49,875.25	\$ -	\$ -	\$ -	0%
Revenue	10	439	USDOJ COPS GRANT	LOCAL REV CCS/PINNACLE-COPS GRAN	\$ 42,377.08	\$ -	\$ -	\$ -	0%
Revenue	10	439	USDOJ COPS GRANT	PAYMENT OVERS/SHORTS	\$ -	\$ -	\$ -	\$ -	0%
Revenue	10	<b>439 Total</b>			\$ 92,252.33	\$ -	\$ -	\$ -	0%
Revenue	10	<b>440</b>							
Revenue	10	440	SCHOOL RESOURCE OFFICERS						
Revenue	10	440	SCHOOL RESOURCE OFFI	DONATIONS-CC STAR PROGRAM (PREVI	\$ 3,281.00	\$ 2,000.00	\$ 2,000.00	\$ -	0%
Revenue	10	440	SCHOOL RESOURCE OFFI	DONATIONS-STAR PROG SUMMER CAMF	\$ 1,000.00	\$ 10,000.00	\$ 10,000.00	\$ -	0%
Revenue	10	440	SCHOOL RESOURCE OFFI	FUND BALANCE APPROPRIATED	\$ -	\$ 129,778.00	\$ -	\$ (129,778.00)	-100%
Revenue	10	440	SCHOOL RESOURCE OFFI	LOCAL GRANT-FISHERS COP GRANT	\$ -	\$ 4,000.00	\$ -	\$ (4,000.00)	-100%
Revenue	10	440	SCHOOL RESOURCE OFFI	OTHER UNITS SHARE BUD EXP	\$ 883,162.02	\$ 893,334.00	\$ 900,000.00	\$ 6,666.00	1%
Revenue	10	440	SCHOOL RESOURCE OFFI	OVER/SHORT	\$ -	\$ -	\$ -	\$ -	0%
Revenue	10	<b>440 Total</b>			\$ 887,443.02	\$ 1,039,112.00	\$ 912,000.00	\$ (127,112.00)	-199%
Revenue	10	<b>441</b>							
Revenue	10	441	SHERIFF'S OFFICE						
Revenue	10	441	SHERIFF'S OFFICE	CIVIL PROCESSING FEES	\$ 154,103.27	\$ 150,000.00	\$ 150,000.00	\$ -	0%
Revenue	10	441	SHERIFF'S OFFICE	CONCEALED HAND GUN PERMIT	\$ 57,865.00	\$ 75,000.00	\$ 60,000.00	\$ (15,000.00)	-20%
Revenue	10	441	SHERIFF'S OFFICE	CONTRACTED REVENUE	\$ 20,225.00	\$ -	\$ -	\$ -	0%
Revenue	10	441	SHERIFF'S OFFICE	CONTRIBUTIONS/DONATIONS	\$ 19,571.39	\$ 12,000.00	\$ 12,000.00	\$ -	0%
Revenue	10	441	SHERIFF'S OFFICE	COURT-ARREST FEES	\$ 22,931.81	\$ 25,000.00	\$ 25,000.00	\$ -	0%
Revenue	10	441	SHERIFF'S OFFICE	DEPARTMENTAL FEES	\$ 1,200.00	\$ 2,000.00	\$ 1,000.00	\$ (1,000.00)	-50%
Revenue	10	441	SHERIFF'S OFFICE	DIGITAL FORENSIC COURT FEES	\$ 2,310.00	\$ -	\$ -	\$ -	0%
Revenue	10	441	SHERIFF'S OFFICE	DOM VIOLENCE STORAGE FEE	\$ 156.00	\$ 300.00	\$ 300.00	\$ -	0%
Revenue	10	441	SHERIFF'S OFFICE	DONATIONS CANINE SPECIFIC	\$ -	\$ 7,507.00	\$ -	\$ (7,507.00)	-100%
Revenue	10	441	SHERIFF'S OFFICE	DONATIONS-ASHA DEGREE CASE	\$ -	\$ -	\$ -	\$ -	0%
Revenue	10	441	SHERIFF'S OFFICE	DONATIONS-CAP EQUIP-GENRL	\$ -	\$ 19,643.00	\$ -	\$ (19,643.00)	-100%
Revenue	10	441	SHERIFF'S OFFICE	DONATIONS-CHAPLAINS FUND	\$ 20,000.00	\$ 300.00	\$ -	\$ (300.00)	-100%
Revenue	10	441	SHERIFF'S OFFICE	DONATIONS-EQUIPMENT-GENRL	\$ -	\$ -	\$ -	\$ -	0%
Revenue	10	441	SHERIFF'S OFFICE	DONATIONS-EXPLORERS PROGRAM	\$ -	\$ 1,000.00	\$ 1,000.00	\$ -	0%
Revenue	10	441	SHERIFF'S OFFICE	DONATIONS-SHERIFF CANINES	\$ -	\$ 1,000.00	\$ 1,000.00	\$ -	0%
Revenue	10	441	SHERIFF'S OFFICE	DONATNS-SHERIFF CHRISTMAS	\$ 200.00	\$ 5,865.00	\$ 5,000.00	\$ (865.00)	-15%
Revenue	10	441	SHERIFF'S OFFICE	ERAD SEIZURES	\$ -	\$ -	\$ -	\$ -	0%
Revenue	10	441	SHERIFF'S OFFICE	FEDERAL - OTHER REVENUES	\$ -	\$ -	\$ -	\$ -	0%
Revenue	10	441	SHERIFF'S OFFICE	FINGERPRINT FEES	\$ 13,125.00	\$ 10,000.00	\$ 10,000.00	\$ -	0%
Revenue	10	441	SHERIFF'S OFFICE	FUND BALANCE APPROPRIATED	\$ -	\$ 1,079,223.00	\$ -	\$ (1,079,223.00)	-100%
Revenue	10	441	SHERIFF'S OFFICE	IMPOUND STORAGE FEES	\$ -	\$ -	\$ -	\$ -	0%
Revenue	10	441	SHERIFF'S OFFICE	MISCELLANEOUS REVENUE	\$ 5,748.92	\$ 108,691.00	\$ -	\$ (108,691.00)	-100%
Revenue	10	441	SHERIFF'S OFFICE	MISC-SECURITY FEES	\$ 44,200.00	\$ 20,331.00	\$ -	\$ (20,331.00)	-100%
Revenue	10	441	SHERIFF'S OFFICE	OTHER UNITS MH TRANSPORTS	\$ 90,564.93	\$ 1,500.00	\$ -	\$ (1,500.00)	-100%
Revenue	10	441	SHERIFF'S OFFICE	PAYMENT OVERS/SHORTS	\$ 92.03	\$ -	\$ -	\$ -	0%
Revenue	10	441	SHERIFF'S OFFICE	SALE OF SCRAP METAL	\$ -	\$ -	\$ -	\$ -	0%
Revenue	10	441	SHERIFF'S OFFICE	SHERIFF CANINE FUNDRAISER	\$ -	\$ -	\$ -	\$ -	0%
Revenue	10	441	SHERIFF'S OFFICE	STATE GOVERNMENT GRANTS	\$ 630,458.00	\$ -	\$ -	\$ -	0%
Revenue	10	<b>441 Total</b>			\$ 1,082,751.35	\$ 1,519,360.00	\$ 265,300.00	\$ (1,254,060.00)	-785%
Revenue	10	<b>442</b>							
Revenue	10	442	FEDERAL FORFEITED PROP						
Revenue	10	442	FEDERAL FORFEITED PROF	FEDERAL - OTHER REVENUES	\$ 176,702.43	\$ -	\$ -	\$ -	0%
Revenue	10	442	FEDERAL FORFEITED PROF	FUND BALANCE APPROPRIATED	\$ -	\$ 32,032.00	\$ -	\$ (32,032.00)	-100%
Revenue	10	442	FEDERAL FORFEITED PROF	INTEREST ON INVESTMENTS	\$ 12,683.54	\$ -	\$ -	\$ -	0%
Revenue	10	442	FEDERAL FORFEITED PROF	SALE OF FIXED ASSETS	\$ 1,051.88	\$ -	\$ -	\$ -	0%
Revenue	10	<b>442 Total</b>			\$ 190,437.85	\$ 32,032.00	\$ -	\$ (32,032.00)	-100%
Revenue	10	<b>443</b>							
Revenue	10	443	STATE FORFEITED PROPERTY						
Revenue	10	443	STATE FORFEITED PROPER	DONATIONS-CAP EQUIP-GENRL	\$ -	\$ -	\$ -	\$ -	0%
Revenue	10	443	STATE FORFEITED PROPER	FUND BALANCE APPROPRIATED	\$ -	\$ 68,049.00	\$ -	\$ (68,049.00)	-100%
Revenue	10	443	STATE FORFEITED PROPER	INTEREST ON INVESTMENTS	\$ 4,065.55	\$ -	\$ -	\$ -	0%
Revenue	10	443	STATE FORFEITED PROPER	LOCAL-COURT FEES	\$ 2,942.02	\$ -	\$ -	\$ -	0%
Revenue	10	443	STATE FORFEITED PROPER	MISCELLANEOUS REVENUE	\$ -	\$ -	\$ -	\$ -	0%
Revenue	10	443	STATE FORFEITED PROPER	SALE OF FIXED ASSETS	\$ 1,423.75	\$ -	\$ -	\$ -	0%
Revenue	10	443	STATE FORFEITED PROPER	SALE OF SURPLUS EQ/SUPPLY	\$ -	\$ -	\$ -	\$ -	0%
Revenue	10	443	STATE FORFEITED PROPER	STATE - OTHER REVENUES	\$ 62,839.35	\$ 50,000.00	\$ 50,000.00	\$ -	0%
Revenue	10	<b>443 Total</b>			\$ 71,270.67	\$ 118,049.00	\$ 50,000.00	\$ (68,049.00)	-100%
Revenue	10	<b>444</b>							
Revenue	10	444	DETENTION CENTER (JAIL)						
Revenue	10	444	DETENTION CENTER (JAIL)	CONTRACTED REVENUE	\$ 1,000.00	\$ -	\$ -	\$ -	0%
Revenue	10	444	DETENTION CENTER (JAIL)	COURT-JAIL FEES	\$ 36,130.97	\$ 45,000.00	\$ 40,000.00	\$ (5,000.00)	-11%
Revenue	10	444	DETENTION CENTER (JAIL)	COURT-SAFE RD ACT-LIC REV	\$ 6,030.11	\$ 6,000.00	\$ 6,000.00	\$ -	0%

Account Type	Fund#	Dept #	Department Description	Account Description	Actuals FY23-24	Amended Budget FY24-25	Manager's Budget FY25-26	Change from Amend	% Change from Amend
Revenue	10	444	DETENTION CENTER (JAIL)	DEPARTMENTAL FEES	\$ 19,551.50	\$ -	\$ -	\$ -	0%
Revenue	10	444	DETENTION CENTER (JAIL)	FUND BALANCE APPROPRIATED	\$ -	\$ 419,704.00	\$ -	\$ (419,704.00)	-100%
Revenue	10	444	DETENTION CENTER (JAIL)	MISCELLANEOUS REVENUE	\$ 3,650.00	\$ -	\$ -	\$ -	0%
Revenue	10	444	DETENTION CENTER (JAIL)	PAYMENT OVERS/SHORTS	\$ -	\$ -	\$ -	\$ -	0%
Revenue	10	444	DETENTION CENTER (JAIL)	PHONE COMMISSION	\$ 215,934.84	\$ 200,000.00	\$ 210,000.00	\$ 10,000.00	5%
Revenue	10	444	DETENTION CENTER (JAIL)	ST GRANT-H/INMATE SSA	\$ 11,100.00	\$ 8,000.00	\$ 10,000.00	\$ 2,000.00	25%
Revenue	10	444	DETENTION CENTER (JAIL)	ST GRANT-HOUSE INMATES	\$ 31,352.64	\$ 25,000.00	\$ 25,000.00	\$ -	0%
Revenue	10	444	DETENTION CENTER (JAIL)	STATE GOVERNMENT GRANTS	\$ 48,070.00	\$ -	\$ -	\$ -	0%
Revenue	10	444	DETENTION CENTER (JAIL)	VENDING COMMISSION	\$ 134,362.32	\$ 120,000.00	\$ 120,000.00	\$ -	0%
Revenue	10	<b>444 Total</b>			<b>\$ 507,182.38</b>	<b>\$ 823,704.00</b>	<b>\$ 411,000.00</b>	<b>\$ (412,704.00)</b>	<b>-81%</b>
Revenue	10	<b>445</b>							
Revenue	10	445	EMERGENCY MANAGEMENT						
Revenue	10	445	EMERGENCY MANAGEMEN	CONTRIBUTIONS/DONATIONS	\$ -	\$ -	\$ -	\$ -	0%
Revenue	10	445	EMERGENCY MANAGEMEN	DEPARTMENTAL FEES	\$ 4,972.00	\$ 5,000.00	\$ 5,000.00	\$ -	0%
Revenue	10	445	EMERGENCY MANAGEMEN	FEDERAL GOVT GRANTS	\$ 35,000.00	\$ -	\$ -	\$ -	0%
Revenue	10	445	EMERGENCY MANAGEMEN	FUND BALANCE APPROPRIATED	\$ -	\$ -	\$ -	\$ -	0%
Revenue	10	445	EMERGENCY MANAGEMEN	LOCAL REVENUES	\$ 49,200.00	\$ 49,200.00	\$ 49,200.00	\$ -	0%
Revenue	10	445	EMERGENCY MANAGEMEN	MISCELLANEOUS REVENUE	\$ 7,810.00	\$ -	\$ -	\$ -	0%
Revenue	10	445	EMERGENCY MANAGEMEN	PAYMENT OVERS/SHORTS	\$ -	\$ -	\$ -	\$ -	0%
Revenue	10	445	EMERGENCY MANAGEMEN	STATE GOVERNMENT GRANTS	\$ -	\$ -	\$ -	\$ -	0%
Revenue	10	<b>445 Total</b>			<b>\$ 96,982.00</b>	<b>\$ 54,200.00</b>	<b>\$ 54,200.00</b>	<b>\$ -</b>	<b>0%</b>
Revenue	10	<b>446</b>							
Revenue	10	446	EMERGENCY MEDICAL SERVICE						
Revenue	10	446	EMERGENCY MEDICAL SEF	COLLECTION NSF CHECKS	\$ -	\$ -	\$ -	\$ -	0%
Revenue	10	446	EMERGENCY MEDICAL SEF	CONTRIBUTIONS/DONATIONS	\$ -	\$ -	\$ -	\$ -	0%
Revenue	10	446	EMERGENCY MEDICAL SEF	DEPARTMENTAL FEES	\$ 660,362.68	\$ 385,000.00	\$ 385,000.00	\$ -	0%
Revenue	10	446	EMERGENCY MEDICAL SEF	EMS GARISHMENTS THRU T/C	\$ -	\$ -	\$ -	\$ -	0%
Revenue	10	446	EMERGENCY MEDICAL SEF	FEDERAL GOVT GRANTS	\$ -	\$ -	\$ -	\$ -	0%
Revenue	10	446	EMERGENCY MEDICAL SEF	FUND BALANCE APPROPRIATED	\$ -	\$ 35,158.00	\$ -	\$ (35,158.00)	-100%
Revenue	10	446	EMERGENCY MEDICAL SEF	INSURANCE FEES	\$ 2,006,227.29	\$ 2,000,000.00	\$ 2,100,000.00	\$ 100,000.00	5%
Revenue	10	446	EMERGENCY MEDICAL SEF	INSURANCE OTHER-EFT	\$ 2,762,342.42	\$ 1,750,000.00	\$ 3,200,000.00	\$ 1,450,000.00	83%
Revenue	10	446	EMERGENCY MEDICAL SEF	LOCAL REVENUES	\$ 52,925.00	\$ 9,050.00	\$ 50,000.00	\$ 40,950.00	452%
Revenue	10	446	EMERGENCY MEDICAL SEF	MEDICAID	\$ 134,657.41	\$ 207,000.00	\$ 40,000.00	\$ (167,000.00)	-81%
Revenue	10	446	EMERGENCY MEDICAL SEF	MEDICAID-EMS AMBUL COST	\$ 797,324.00	\$ 600,000.00	\$ 500,000.00	\$ (100,000.00)	-17%
Revenue	10	446	EMERGENCY MEDICAL SEF	MEDICARE	\$ 1,136,239.63	\$ 1,112,000.00	\$ 1,200,000.00	\$ 88,000.00	8%
Revenue	10	446	EMERGENCY MEDICAL SEF	MISCELLANEOUS REVENUE	\$ 324.54	\$ -	\$ -	\$ -	0%
Revenue	10	446	EMERGENCY MEDICAL SEF	OTHER UNITS SHARE BUD EXP	\$ 289.27	\$ -	\$ -	\$ -	0%
Revenue	10	446	EMERGENCY MEDICAL SEF	PRIOR YEARS	\$ -	\$ -	\$ -	\$ -	0%
Revenue	10	446	EMERGENCY MEDICAL SEF	STATE - OTHER REVENUES	\$ -	\$ -	\$ -	\$ -	0%
Revenue	10	446	EMERGENCY MEDICAL SEF	STATE GOVERNMENT GRANTS	\$ -	\$ -	\$ -	\$ -	0%
Revenue	10	<b>446 Total</b>			<b>\$ 7,550,692.24</b>	<b>\$ 6,098,208.00</b>	<b>\$ 7,475,000.00</b>	<b>\$ 1,376,792.00</b>	<b>351%</b>
Revenue	10	<b>447</b>							
Revenue	10	447	VOLUNTEER RESCUE						
Revenue	10	447	VOLUNTEER RESCUE	DEPARTMENTAL FEES	\$ -	\$ -	\$ -	\$ -	0%
Revenue	10	447	VOLUNTEER RESCUE	OTHER UNITS SHARE BUD EX	\$ -	\$ -	\$ -	\$ -	0%
Revenue	10	<b>447 Total</b>			<b>\$ -</b>	<b>\$ -</b>	<b>\$ -</b>	<b>\$ -</b>	<b>0%</b>
Revenue	10	<b>448</b>							
Revenue	10	448	E911 COMMUNICATIONS						
Revenue	10	448	E911 COMMUNICATIONS	FUND BALANCE APPROPRIATED	\$ -	\$ 5,655.00	\$ -	\$ (5,655.00)	-100%
Revenue	10	<b>448 Total</b>			<b>\$ -</b>	<b>\$ 5,655.00</b>	<b>\$ -</b>	<b>\$ (5,655.00)</b>	<b>-100%</b>
Revenue	10	<b>449</b>							
Revenue	10	449	ELECTRONIC MAINTENANCE						
Revenue	10	449	ELECTRONIC MAINTENAN	CONTRACTED REVENUE	\$ 181,620.00	\$ 149,000.00	\$ 180,000.00	\$ 31,000.00	21%
Revenue	10	449	ELECTRONIC MAINTENAN	DEPARTMENTAL FEES	\$ -	\$ -	\$ -	\$ -	0%
Revenue	10	449	ELECTRONIC MAINTENAN	FUND BALANCE APPROPRIATED	\$ -	\$ 1,138.00	\$ -	\$ (1,138.00)	-100%
Revenue	10	<b>449 Total</b>			<b>\$ 181,620.00</b>	<b>\$ 150,138.00</b>	<b>\$ 180,000.00</b>	<b>\$ 29,862.00</b>	<b>-79%</b>
Revenue	10	<b>450</b>							
Revenue	10	450	BUILDING INSPECTIONS						
Revenue	10	450	BUILDING INSPECTIONS	CATAWBA PROJECT PERMIT FEES	\$ -	\$ 41,588.00	\$ -	\$ (41,588.00)	-100%
Revenue	10	450	BUILDING INSPECTIONS	COLLECTION NSF CHECKS	\$ 75.00	\$ -	\$ -	\$ -	0%
Revenue	10	450	BUILDING INSPECTIONS	DEPARTMENTAL FEES	\$ 429,397.00	\$ 400,000.00	\$ 450,000.00	\$ 50,000.00	13%
Revenue	10	450	BUILDING INSPECTIONS	HOMEOWNERS RECOVERY FUND	\$ 252.00	\$ -	\$ -	\$ -	0%
Revenue	10	450	BUILDING INSPECTIONS	NON-COMPLIANCE FEES	\$ -	\$ -	\$ -	\$ -	0%
Revenue	10	450	BUILDING INSPECTIONS	PAYMENT OVERS/SHORTS	\$ -	\$ -	\$ -	\$ -	0%
Revenue	10	450	BUILDING INSPECTIONS	PERMITTING FEES-SHELBY/KM	\$ -	\$ -	\$ -	\$ -	0%
Revenue	10	<b>450 Total</b>			<b>\$ 429,724.00</b>	<b>\$ 441,588.00</b>	<b>\$ 450,000.00</b>	<b>\$ 8,412.00</b>	<b>-88%</b>
Revenue	10	<b>470</b>							
Revenue	10	470	PUBLIC FIRING RANGE						



Account Type	Fund#	Dept #	Department Description	Account Description	Actuals FY23-24	Amended Budget FY24-25	Manager's Budget FY25-26	Change from Amend	% Change from Amend
Revenue	10	470	PUBLIC FIRING RANGE	CONTRIBUTIONS/DONATIONS	\$ 3,000.00	\$ 40,000.00	\$ -	\$ (40,000.00)	-100%
Revenue	10	470	PUBLIC FIRING RANGE	DEPARTMENTAL FEES	\$ 363,641.47	\$ 300,000.00	\$ 375,000.00	\$ 75,000.00	25%
Revenue	10	470	PUBLIC FIRING RANGE	FUND BALANCE APPROPRIATED	\$ -	\$ 70,000.00	\$ -	\$ (70,000.00)	-100%
Revenue	10	470	PUBLIC FIRING RANGE	LOCAL & OTHER GRANTS	\$ -	\$ -	\$ -	\$ -	0%
Revenue	10	470	PUBLIC FIRING RANGE	PAYMENT OVERS/SHORTS	\$ 29.50	\$ -	\$ -	\$ -	0%
Revenue	10	470	PUBLIC FIRING RANGE	PRAP MERCHANDISE SALES	\$ 105,344.01	\$ 100,000.00	\$ 100,000.00	\$ -	0%
Revenue	10	470	PUBLIC FIRING RANGE	PRAP SHOOTING COMPETITION FEES	\$ -	\$ -	\$ -	\$ -	0%
Revenue	10	470	PUBLIC FIRING RANGE	SALE OF BRASS	\$ 12,771.40	\$ 7,500.00	\$ 15,000.00	\$ 7,500.00	100%
Revenue	10	470	PUBLIC FIRING RANGE	SETTLEMENTS OVER/SHORT	\$ 41.61	\$ -	\$ -	\$ -	0%
Revenue	10	470	PUBLIC FIRING RANGE	STATE GOVERNMENT GRANTS	\$ -	\$ 25,000.00	\$ -	\$ (25,000.00)	-100%
Revenue	10	470	PUBLIC FIRING RANGE	VENDING COMMISSION	\$ -	\$ -	\$ -	\$ -	0%
Revenue	10	470 Total			\$ 484,827.99	\$ 542,500.00	\$ 490,000.00	\$ (52,500.00)	-175%
Revenue	10	471	SHOOTING RANGE-SKEET & TRAP						
Revenue	10	471	SHOOTING RANGE-SKEET	DEPARTMENTAL FEES	\$ -	\$ -	\$ -	\$ -	0%
Revenue	10	471	SHOOTING RANGE-SKEET	PRAP MERCHANDISE SALES	\$ -	\$ -	\$ -	\$ -	0%
Revenue	10	471 Total			\$ -	\$ -	\$ -	\$ -	0%
Revenue	10	491	PLANNING & ZONING						
Revenue	10	491	PLANNING & ZONING	DEPARTMENTAL FEES	\$ 415.00	\$ 750.00	\$ 750.00	\$ -	0%
Revenue	10	491	PLANNING & ZONING	FEDERAL GOVT GRANTS	\$ -	\$ -	\$ -	\$ -	0%
Revenue	10	491	PLANNING & ZONING	REZONING & AMENDMENT FEES	\$ 3,800.00	\$ 3,000.00	\$ 3,500.00	\$ 500.00	17%
Revenue	10	491	PLANNING & ZONING	ZONING BOARD OF ADJ FEES	\$ 1,000.00	\$ 2,000.00	\$ 2,000.00	\$ -	0%
Revenue	10	491	PLANNING & ZONING	ZONING PERMITS	\$ 29,520.00	\$ 20,000.00	\$ 30,000.00	\$ 10,000.00	50%
Revenue	10	491 Total			\$ 34,735.00	\$ 25,750.00	\$ 36,250.00	\$ 10,500.00	67%
Revenue	10	492	ECONOMIC DEVELOPMENT						
Revenue	10	492	ECONOMIC DEVELOPMENT	LOCAL REVENUES	\$ -	\$ -	\$ -	\$ -	0%
Revenue	10	492	ECONOMIC DEVELOPMENT	STATE GOVERNMENT GRANTS	\$ -	\$ -	\$ -	\$ -	0%
Revenue	10	492 Total			\$ -	\$ -	\$ -	\$ -	0%
Revenue	10	494	BUSINESS DEVELOPMENT						
Revenue	10	494	BUSINESS DEVELOPMENT	DEVELOPMENT FEES	\$ 300,000.00	\$ -	\$ 2,888,380.00	\$ 2,888,380.00	0%
Revenue	10	494	BUSINESS DEVELOPMENT	FUND BALANCE APPROPRIATED	\$ -	\$ 87,389.00	\$ -	\$ (87,389.00)	-100%
Revenue	10	494 Total			\$ 300,000.00	\$ 87,389.00	\$ 2,888,380.00	\$ 2,800,991.00	-100%
Revenue	10	495	COOPERATIVE EXTENSION						
Revenue	10	495	COOPERATIVE EXTENSION	4H LIVESTOCK CLUB	\$ 261.00	\$ -	\$ -	\$ -	0%
Revenue	10	495	COOPERATIVE EXTENSION	4H PROGRAM ENHANCEMENTS	\$ 5,643.00	\$ -	\$ -	\$ -	0%
Revenue	10	495	COOPERATIVE EXTENSION	4H SHOOTING SPORTS-CONTRIBUTION	\$ -	\$ -	\$ -	\$ -	0%
Revenue	10	495	COOPERATIVE EXTENSION	CONTRIBUTIONS/DONATIONS	\$ 1,424.83	\$ 1,000.00	\$ -	\$ (1,000.00)	-100%
Revenue	10	495	COOPERATIVE EXTENSION	COOP NUTRITION CLASS FEES	\$ -	\$ -	\$ -	\$ -	0%
Revenue	10	495	COOPERATIVE EXTENSION	CORN GROWERS ASSOC ACTIVITY	\$ 5,000.00	\$ 250.00	\$ 1,500.00	\$ 1,250.00	500%
Revenue	10	495	COOPERATIVE EXTENSION	DAIRY STEER PROJ-CONTRIBU	\$ 10,180.00	\$ 8,500.00	\$ -	\$ (8,500.00)	-100%
Revenue	10	495	COOPERATIVE EXTENSION	DEPARTMENTAL FEES	\$ -	\$ -	\$ -	\$ -	0%
Revenue	10	495	COOPERATIVE EXTENSION	DONATIONS-D LEATHERWOOD MEM GAI	\$ -	\$ -	\$ -	\$ -	0%
Revenue	10	495	COOPERATIVE EXTENSION	EFNEP-HLTHY TOGETHER GRANT	\$ -	\$ -	\$ 2,000.00	\$ 2,000.00	0%
Revenue	10	495	COOPERATIVE EXTENSION	FUND BALANCE APPROPRIATED	\$ -	\$ 29,147.00	\$ -	\$ (29,147.00)	-100%
Revenue	10	495	COOPERATIVE EXTENSION	GRG DONATIONS	\$ -	\$ -	\$ -	\$ -	0%
Revenue	10	495	COOPERATIVE EXTENSION	HOME HORTICULTURE	\$ 20.00	\$ 1,000.00	\$ -	\$ (1,000.00)	-100%
Revenue	10	495	COOPERATIVE EXTENSION	HORTICULTURE ACTIVITIES	\$ 280.00	\$ -	\$ -	\$ -	0%
Revenue	10	495	COOPERATIVE EXTENSION	LOCAL & OTHER GRANTS	\$ 2,825.00	\$ 38,063.00	\$ 1,500.00	\$ (36,563.00)	-96%
Revenue	10	495	COOPERATIVE EXTENSION	MASTER GARDENERS	\$ 1,625.00	\$ 1,000.00	\$ 1,500.00	\$ 500.00	50%
Revenue	10	495	COOPERATIVE EXTENSION	MISCELLANEOUS REVENUE	\$ 88.51	\$ -	\$ -	\$ -	0%
Revenue	10	495	COOPERATIVE EXTENSION	PAYMENT OVERS/SHORTS	\$ -	\$ -	\$ -	\$ -	0%
Revenue	10	495	COOPERATIVE EXTENSION	STATE GOVERNMENT GRANTS	\$ -	\$ -	\$ -	\$ -	0%
Revenue	10	495	COOPERATIVE EXTENSION	SUMMER FUN ACTIVITIES	\$ 2,595.00	\$ 2,500.00	\$ 1,500.00	\$ (1,000.00)	-40%
Revenue	10	495 Total			\$ 29,942.34	\$ 81,460.00	\$ 8,000.00	\$ (73,460.00)	14%
Revenue	10	497	TRANSPORTATION ADMIN						
Revenue	10	497	TRANSPORTATION ADMIN	STATE GOVERNMENT GRANTS	\$ 255,509.00	\$ 175,000.00	\$ 175,000.00	\$ -	0%
Revenue	10	497 Total			\$ 255,509.00	\$ 175,000.00	\$ 175,000.00	\$ -	0%
Revenue	10	498	SOIL CONSERVATION						
Revenue	10	498	SOIL CONSERVATION	FARM EQUIPMNT RENTAL FEES	\$ 4,690.00	\$ 3,500.00	\$ 3,500.00	\$ -	0%
Revenue	10	498	SOIL CONSERVATION	INTEREST ON INVESTMENTS	\$ 1,671.82	\$ -	\$ -	\$ -	0%
Revenue	10	498	SOIL CONSERVATION	SOIL CONSERVATION SIGNS	\$ 15.00	\$ -	\$ -	\$ -	0%
Revenue	10	498	SOIL CONSERVATION	STATE GOVERNMENT GRANTS	\$ 33,600.00	\$ 155,835.00	\$ 33,600.00	\$ (122,235.00)	-78%



Account Type	Fund#	Dept #	Department Description	Account Description	Actuals FY23-24	Amended Budget FY24-25	Manager's Budget FY25-26	Change from Amend	% Change from Amend
Revenue	10	498	SOIL CONSERVATION	SWCD-OVER/SHORT	\$ -	\$ -	\$ -	\$ -	0%
Revenue	10	<b>498 Total</b>			\$ 39,976.82	\$ 159,335.00	\$ 37,100.00	\$ (122,235.00)	-78%
Revenue	10	<b>542</b>							
Revenue	10	542	<b>ANIMAL SERVICES</b>						
Revenue	10	542	ANIMAL SERVICES	ACO CITATIONS/PENALTIES	\$ 3,969.27	\$ 6,500.00	\$ 6,500.00	\$ -	0%
Revenue	10	542	ANIMAL SERVICES	ACO MICROCHIPS	\$ 550.00	\$ -	\$ -	\$ -	0%
Revenue	10	542	ANIMAL SERVICES	ACO RABIES SHOTS	\$ 8,920.00	\$ 9,000.00	\$ 9,000.00	\$ -	0%
Revenue	10	542	ANIMAL SERVICES	ACO SPAY-NEUTER	\$ 10,474.00	\$ 27,000.00	\$ 27,000.00	\$ -	0%
Revenue	10	542	ANIMAL SERVICES	ADMIN SERVICES ALLOCATION	\$ -	\$ -	\$ -	\$ -	0%
Revenue	10	542	ANIMAL SERVICES	CONTRIBUTIONS/DONATIONS	\$ 7,958.22	\$ -	\$ -	\$ -	0%
Revenue	10	542	ANIMAL SERVICES	COURT-RESTITUTION	\$ -	\$ -	\$ -	\$ -	0%
Revenue	10	542	ANIMAL SERVICES	DEPARTMENTAL FEES	\$ 1,947.29	\$ 12,000.00	\$ 12,000.00	\$ -	0%
Revenue	10	542	ANIMAL SERVICES	DONATIONS-FERAL CATS	\$ 40.00	\$ -	\$ -	\$ -	0%
Revenue	10	542	ANIMAL SERVICES	FUND BALANCE APPROPRIATED	\$ -	\$ 58,863.00	\$ -	\$ (58,863.00)	-100%
Revenue	10	542	ANIMAL SERVICES	LOCAL & OTHER GRANTS	\$ -	\$ -	\$ -	\$ -	0%
Revenue	10	542	ANIMAL SERVICES	MISCELLANEOUS REVENUE	\$ 94.86	\$ -	\$ -	\$ -	0%
Revenue	10	542	ANIMAL SERVICES	OTHER UNITS SHARE BUD EXP	\$ 124,035.00	\$ 110,000.00	\$ 110,000.00	\$ -	0%
Revenue	10	542	ANIMAL SERVICES	PAYMENT OVER/SHORT	\$ (10.00)	\$ -	\$ -	\$ -	0%
Revenue	10	<b>542 Total</b>			\$ 157,978.64	\$ 223,363.00	\$ 164,500.00	\$ (58,863.00)	-100%
Revenue	10	<b>560</b>							
Revenue	10	560	<b>MENTAL HEALTH (PATHWAYS)</b>						
Revenue	10	560	MENTAL HEALTH (PATHWA	FUND BALANCE APPROPRIATED	\$ -	\$ -	\$ -	\$ -	0%
Revenue	10	560	MENTAL HEALTH (PATHWA	OTHER UNITS MH TRANSPORTS	\$ -	\$ -	\$ -	\$ -	0%
Revenue	10	<b>560 Total</b>			\$ -	\$ -	\$ -	\$ -	0%
Revenue	10	<b>591</b>							
Revenue	10	591	<b>VETERAN SERVICES</b>						
Revenue	10	591	VETERAN SERVICES	DONATIONS/CONTRIBUTIONS	\$ -	\$ 7,450.00	\$ -	\$ (7,450.00)	-100%
Revenue	10	591	VETERAN SERVICES	STATE GOVERNMENT GRANTS	\$ 2,173.91	\$ 2,000.00	\$ 2,000.00	\$ -	0%
Revenue	10	<b>591 Total</b>			\$ 2,173.91	\$ 9,450.00	\$ 2,000.00	\$ (7,450.00)	-100%
Revenue	10	<b>600</b>							
Revenue	10	600	<b>CLEVELAND COUNTY SCHOOLS</b>						
Revenue	10	600	CLEVELAND COUNTY SCH	STATE GOVERNMENT GRANTS	\$ 1,000,000.00	\$ -	\$ -	\$ -	0%
Revenue	10	600	CLEVELAND COUNTY SCH	TRANSFERS FM SCH 1/2 CENT	\$ 700,000.00	\$ 700,000.00	\$ 1,665,267.39	\$ 965,267.39	138%
Revenue	10	<b>600 Total</b>			\$ 1,700,000.00	\$ 700,000.00	\$ 1,665,267.39	\$ 965,267.39	138%
Revenue	10	<b>611</b>							
Revenue	10	611	<b>LIBRARY SYSTEM</b>						
Revenue	10	611	LIBRARY SYSTEM	CONTRIBUTIONS/DONATIONS	\$ 3,371.86	\$ 6,500.00	\$ 4,000.00	\$ (2,500.00)	-38%
Revenue	10	611	LIBRARY SYSTEM	DEPARTMENTAL FEES	\$ 11,056.07	\$ 19,000.00	\$ 19,000.00	\$ -	0%
Revenue	10	611	LIBRARY SYSTEM	DONATIONS SPANGLER FOUNDA	\$ 25,395.00	\$ -	\$ -	\$ -	0%
Revenue	10	611	LIBRARY SYSTEM	DONATIONS SPECIAL BLANTON	\$ 85,801.00	\$ 87,500.00	\$ 87,500.00	\$ -	0%
Revenue	10	611	LIBRARY SYSTEM	DONATIONS-AUDIO/VIDEO-GEN	\$ -	\$ -	\$ -	\$ -	0%
Revenue	10	611	LIBRARY SYSTEM	DONATIONS-BKS-B BLACKBURN	\$ -	\$ 1,000.00	\$ 1,000.00	\$ -	0%
Revenue	10	611	LIBRARY SYSTEM	DONATIONS-BOOKS-GENERAL	\$ 3,433.93	\$ 7,000.00	\$ 7,000.00	\$ -	0%
Revenue	10	611	LIBRARY SYSTEM	DONATIONS-PERIODICALS-GEN	\$ -	\$ -	\$ -	\$ -	0%
Revenue	10	611	LIBRARY SYSTEM	DONT-BOOKS-SNODDY	\$ -	\$ 500.00	\$ 500.00	\$ -	0%
Revenue	10	611	LIBRARY SYSTEM	DONT-BOOKS-YOUNG	\$ 6,957.20	\$ 3,000.00	\$ 3,000.00	\$ -	0%
Revenue	10	611	LIBRARY SYSTEM	FEDERAL GOVT GRANTS	\$ -	\$ 3,000.00	\$ -	\$ (3,000.00)	-100%
Revenue	10	611	LIBRARY SYSTEM	FUND BALANCE APPROPRIATED	\$ -	\$ 331,308.00	\$ -	\$ (331,308.00)	-100%
Revenue	10	611	LIBRARY SYSTEM	LOCAL REVENUES	\$ -	\$ -	\$ -	\$ -	0%
Revenue	10	611	LIBRARY SYSTEM	MISCELLANEOUS REVENUE	\$ -	\$ -	\$ -	\$ -	0%
Revenue	10	611	LIBRARY SYSTEM	OTHER UNITS SHARE BUD EXP	\$ -	\$ -	\$ -	\$ -	0%
Revenue	10	611	LIBRARY SYSTEM	PAYMENT OVERS/SHORTS	\$ 0.20	\$ -	\$ -	\$ -	0%
Revenue	10	611	LIBRARY SYSTEM	PRIOR YEARS	\$ -	\$ -	\$ -	\$ -	0%
Revenue	10	611	LIBRARY SYSTEM	STATE GOVERNMENT GRANTS	\$ 195,033.00	\$ 178,199.00	\$ 178,000.00	\$ (199.00)	0%
Revenue	10	<b>611 Total</b>			\$ 331,048.26	\$ 637,007.00	\$ 300,000.00	\$ (337,007.00)	-239%
Revenue	10	<b>613</b>							
Revenue	10	613	<b>COMMUNITIES IN SCHOOLS</b>						
Revenue	10	613	COMMUNITIES IN SCHOOL	FUND BALANCE APPROPRIATED	\$ -	\$ -	\$ -	\$ -	0%
Revenue	10	613	COMMUNITIES IN SCHOOL	STATE GOVERNMENT GRANTS	\$ -	\$ -	\$ -	\$ -	0%
Revenue	10	<b>613 Total</b>			\$ -	\$ -	\$ -	\$ -	0%
Revenue	10	<b>617</b>							
Revenue	10	617	<b>COUNCIL ON AGING</b>						
Revenue	10	617	COUNCIL ON AGING	FEDERAL GOVT GRANTS	\$ -	\$ -	\$ -	\$ -	0%
Revenue	10	<b>617 Total</b>			\$ -	\$ -	\$ -	\$ -	0%
Revenue	10	<b>619</b>							
Revenue	10	619	<b>ROD AUTOMATION E &amp; P</b>						
Revenue	10	619	ROD AUTOMATION E & P	FUND BALANCE APPROPRIATED	\$ -	\$ 114,125.00	\$ 109,053.00	\$ (5,072.00)	-4%



Fiscal Year 2025-2026 Annual Budget

Account Type	Fund#	Dept #	Department Description	Account Description	Actuals FY23-24	Amended Budget FY24-25	Manager's Budget FY25-26	Change from Amend	% Change from Amend
Revenue	10	<b>619 Total</b>			\$ -	\$ 114,125.00	\$ 109,053.00	\$ (5,072.00)	-4%
Revenue	10	<b>998</b>							
Revenue	10	998	CONTINGENCY						
Revenue	10	998	CONTINGENCY	FUND BALANCE APPROPRIATED	\$ -	\$ -	\$ -	\$ -	0%
Revenue	10	<b>998 Total</b>			\$ -	\$ -	\$ -	\$ -	0%
Revenue	<b>10 Total</b>				\$ 111,218,974.89	\$ 120,148,150.00	\$ 111,135,164.78	\$ (9,012,985.22)	-3010%
Revenue	11	<b>504</b>							
Revenue	11	504	SOCIAL WORK (PREV TITLE XX)						
Revenue	11	504	SOCIAL WORK (PREV TITLE ADMIN SERVICES ALLOCATION		\$ 3,333,454.07	\$ 3,012,001.00	\$ 3,308,206.00	\$ 296,205.00	10%
Revenue	11	504	SOCIAL WORK (PREV TITLE FEDERAL GOVT GRANTS		\$ 3,660,387.48	\$ 4,200,000.00	\$ 4,200,000.00	\$ -	0%
Revenue	11	504	SOCIAL WORK (PREV TITLE FUND BALANCE APPROPRIATED		\$ -	\$ 185,430.00	\$ -	\$ (185,430.00)	-100%
Revenue	11	504	SOCIAL WORK (PREV TITLE LOCAL & OTHER GRANTS		\$ 32,500.00	\$ 5,000.00	\$ -	\$ (5,000.00)	-100%
Revenue	11	504	SOCIAL WORK (PREV TITLE STATE GOVERNMENT GRANTS		\$ 332,490.22	\$ 300,000.00	\$ 300,000.00	\$ -	0%
Revenue	11	<b>504 Total</b>			\$ 7,358,831.77	\$ 7,702,431.00	\$ 7,808,206.00	\$ 105,775.00	-190%
Revenue	11	<b>506</b>							
Revenue	11	506	SOCIAL SERVICES ADMIN						
Revenue	11	506	SOCIAL SERVICES ADMIN	ADMIN SERVICES ALLOCATION	\$ 2,219,344.77	\$ 2,270,154.00	\$ 2,503,260.10	\$ 233,106.10	10%
Revenue	11	506	SOCIAL SERVICES ADMIN	CLIENT PARTICIPATION	\$ 567.00	\$ 1,100.00	\$ 1,100.00	\$ -	0%
Revenue	11	506	SOCIAL SERVICES ADMIN	FEDERAL GOVT GRANTS	\$ 302,971.99	\$ 380,000.00	\$ 380,000.00	\$ -	0%
Revenue	11	506	SOCIAL SERVICES ADMIN	FUND BALANCE APPROPRIATED	\$ -	\$ 61,456.00	\$ -	\$ (61,456.00)	-100%
Revenue	11	506	SOCIAL SERVICES ADMIN	MISCELLANEOUS REVENUE	\$ 355.74	\$ -	\$ -	\$ -	0%
Revenue	11	506	SOCIAL SERVICES ADMIN	STATE GOVERNMENT GRANTS	\$ -	\$ -	\$ -	\$ -	0%
Revenue	11	<b>506 Total</b>			\$ 2,523,239.50	\$ 2,712,710.00	\$ 2,884,360.10	\$ 171,650.10	-90%
Revenue	11	<b>507</b>							
Revenue	11	507	OUTSIDE POOR						
Revenue	11	507	OUTSIDE POOR	ADMIN SERVICES ALLOCATION	\$ 839,033.69	\$ 943,500.00	\$ 726,500.00	\$ (217,000.00)	-23%
Revenue	11	507	OUTSIDE POOR	CLIENT REIMBURSEMENT-DSS	\$ 5,402.30	\$ -	\$ -	\$ -	0%
Revenue	11	507	OUTSIDE POOR	FEDERAL GOVT GRANTS	\$ 555,517.06	\$ 800,000.00	\$ 850,000.00	\$ 50,000.00	6%
Revenue	11	507	OUTSIDE POOR	FUND BALANCE APPROPRIATED	\$ -	\$ -	\$ -	\$ -	0%
Revenue	11	507	OUTSIDE POOR	LOCAL & OTHER GRANTS	\$ 129,599.51	\$ 3,000.00	\$ -	\$ (3,000.00)	-100%
Revenue	11	507	OUTSIDE POOR	STATE GOVERNMENT GRANTS	\$ 845,252.83	\$ 700,000.00	\$ 900,000.00	\$ 200,000.00	29%
Revenue	11	<b>507 Total</b>			\$ 2,374,805.39	\$ 2,446,500.00	\$ 2,476,500.00	\$ 30,000.00	-88%
Revenue	11	<b>508</b>							
Revenue	11	508	INCOME MAINTENANCE						
Revenue	11	508	INCOME MAINTENANCE	ADMIN SERVICES ALLOCATION	\$ 2,310,378.26	\$ 1,561,117.00	\$ 621,782.00	\$ (939,335.00)	-60%
Revenue	11	508	INCOME MAINTENANCE	CLIENT PARTICIPATION	\$ -	\$ 16,000.00	\$ 16,000.00	\$ -	0%
Revenue	11	508	INCOME MAINTENANCE	COLLECTION NSF CHECKS	\$ -	\$ -	\$ -	\$ -	0%
Revenue	11	508	INCOME MAINTENANCE	CONTRACTED REVENUE	\$ 18,093.20	\$ 18,000.00	\$ 18,000.00	\$ -	0%
Revenue	11	508	INCOME MAINTENANCE	FEDERAL GOVT GRANTS	\$ 4,503,460.68	\$ 5,500,000.00	\$ 6,500,000.00	\$ 1,000,000.00	18%
Revenue	11	508	INCOME MAINTENANCE	FUND BALANCE APPROPRIATED	\$ -	\$ -	\$ -	\$ -	0%
Revenue	11	508	INCOME MAINTENANCE	HB1030 REFUND/FRAUD PYMTS	\$ -	\$ -	\$ -	\$ -	0%
Revenue	11	508	INCOME MAINTENANCE	LOCAL & OTHER GRANTS	\$ -	\$ -	\$ -	\$ -	0%
Revenue	11	508	INCOME MAINTENANCE	PAYMENT OVERS/SHORTS	\$ 0.20	\$ -	\$ -	\$ -	0%
Revenue	11	508	INCOME MAINTENANCE	REFUNDS CO/ST FUNDS	\$ 39,089.00	\$ 30,000.00	\$ 30,000.00	\$ -	0%
Revenue	11	508	INCOME MAINTENANCE	STATE GOVERNMENT GRANTS	\$ 93,231.45	\$ 330,216.00	\$ -	\$ (330,216.00)	-100%
Revenue	11	508	INCOME MAINTENANCE	STATE GRANTS-MEDICAID	\$ -	\$ -	\$ 500,000.00	\$ 500,000.00	0%
Revenue	11	508	INCOME MAINTENANCE	STATE GRANTS-SMART START	\$ -	\$ -	\$ -	\$ -	0%
Revenue	11	<b>508 Total</b>			\$ 6,964,252.79	\$ 7,455,333.00	\$ 7,685,782.00	\$ 230,449.00	-142%
Revenue	11	<b>509</b>							
Revenue	11	509	SPECIAL ASSISTANCE						
Revenue	11	509	SPECIAL ASSISTANCE	ADMIN SERVICES ALLOCATION	\$ 51,824.83	\$ 66,176.00	\$ 68,288.00	\$ 2,112.00	3%
Revenue	11	<b>509 Total</b>			\$ 51,824.83	\$ 66,176.00	\$ 68,288.00	\$ 2,112.00	3%
Revenue	11	<b>511</b>							
Revenue	11	511	AID TO BLIND						
Revenue	11	511	AID TO BLIND	ADMIN SERVICES ALLOCATION	\$ -	\$ 12,045.00	\$ -	\$ (12,045.00)	-100%
Revenue	11	<b>511 Total</b>			\$ -	\$ 12,045.00	\$ -	\$ (12,045.00)	-100%
Revenue	11	<b>512</b>							
Revenue	11	512	IVD CHILD SUPPORT						
Revenue	11	512	IVD CHILD SUPPORT	ADMIN SERVICES ALLOCATION	\$ 148,673.94	\$ -	\$ 104,049.00	\$ 104,049.00	0%
Revenue	11	512	IVD CHILD SUPPORT	DEPARTMENTAL FEES	\$ 581.00	\$ 1,100.00	\$ 1,100.00	\$ -	0%
Revenue	11	512	IVD CHILD SUPPORT	FEDERAL GOVT GRANTS	\$ 1,521,990.31	\$ 1,743,822.00	\$ 1,700,000.00	\$ (43,822.00)	-3%
Revenue	11	<b>512 Total</b>			\$ 1,671,245.25	\$ 1,744,922.00	\$ 1,805,149.00	\$ 60,227.00	-3%
Revenue	11	<b>516</b>							
Revenue	11	516	SMART START						
Revenue	11	516	SMART START	ADMIN SERVICES ALLOCATION	\$ 70,234.26	\$ 67,207.00	\$ 71,545.00	\$ 4,338.00	6%

Account Type	Fund#	Dept #	Department Description	Account Description	Actuals FY23-24	Amended Budget FY24-25	Manager's Budget FY25-26	Change from Amend	% Change from Amend
Revenue	11	516	SMART START	FEDERAL GOVT GRANTS	\$ -	\$ -	\$ 68,000.00	\$ 68,000.00	0%
Revenue	11	516	SMART START	STATE GRANTS-SMART START	\$ 58,368.84	\$ 68,000.00	\$ -	\$ (68,000.00)	-100%
Revenue	11	<b>516 Total</b>			\$ 128,603.10	\$ 135,207.00	\$ 139,545.00	\$ 4,338.00	-94%
Revenue	11	<b>519</b>							
Revenue	11	519	<b>PUBLIC ASSISTANCE</b>						
Revenue	11	519	PUBLIC ASSISTANCE	ADMIN SERVICES ALLOCATION	\$ 1,179,186.19	\$ 916,950.00	\$ 1,120,950.00	\$ 204,000.00	22%
Revenue	11	519	PUBLIC ASSISTANCE	CONTRIBUTIONS/DONATIONS	\$ 100.00	\$ -	\$ -	\$ -	0%
Revenue	11	519	PUBLIC ASSISTANCE	FEDERAL GOVT GRANTS	\$ 101,170.59	\$ 250,000.00	\$ 100,000.00	\$ (150,000.00)	-60%
Revenue	11	519	PUBLIC ASSISTANCE	FUND BALANCE APPROPRIATED	\$ -	\$ -	\$ -	\$ -	0%
Revenue	11	519	PUBLIC ASSISTANCE	PRIOR YEARS	\$ 38.48	\$ -	\$ -	\$ -	0%
Revenue	11	519	PUBLIC ASSISTANCE	STATE - OTHER REVENUES	\$ -	\$ 2,250.00	\$ 2,250.00	\$ -	0%
Revenue	11	519	PUBLIC ASSISTANCE	STATE GOVERNMENT GRANTS	\$ 182,725.68	\$ 669,988.00	\$ 300,000.00	\$ (369,988.00)	-55%
Revenue	11	<b>519 Total</b>			\$ 1,463,220.94	\$ 1,839,188.00	\$ 1,523,200.00	\$ (315,988.00)	-93%
Revenue	<b>11 Total</b>				\$ 22,536,023.57	\$ 24,114,512.00	\$ 24,391,030.10	\$ 276,518.10	-796%
Revenue	12	<b>530</b>							
Revenue	12	530	<b>HEALTH ADMINISTRATION</b>						
Revenue	12	530	HEALTH ADMINISTRATION	ADMIN SERVICES ALLOCATION	\$ 973,606.10	\$ 1,095,835.00	\$ 1,135,243.00	\$ 39,408.00	4%
Revenue	12	530	HEALTH ADMINISTRATION	CONTRACTED REVENUE	\$ 26,549.28	\$ 9,500.00	\$ -	\$ (9,500.00)	-100%
Revenue	12	530	HEALTH ADMINISTRATION	CONTRIBUTIONS/DONATIONS	\$ 4,220.00	\$ 500.00	\$ 2,000.00	\$ 1,500.00	300%
Revenue	12	530	HEALTH ADMINISTRATION	FEDERAL GOVT GRANTS	\$ 38,112.42	\$ 319,769.00	\$ -	\$ (319,769.00)	-100%
Revenue	12	530	HEALTH ADMINISTRATION	FUND BALANCE APPROPRIATED	\$ -	\$ 720.00	\$ 20,000.00	\$ 19,280.00	2678%
Revenue	12	530	HEALTH ADMINISTRATION	INSURANCE FEES	\$ (19,613.54)	\$ -	\$ -	\$ -	0%
Revenue	12	530	HEALTH ADMINISTRATION	INTEREST ON INSURANCE FEE	\$ -	\$ -	\$ -	\$ -	0%
Revenue	12	530	HEALTH ADMINISTRATION	LOCAL REVENUES	\$ -	\$ -	\$ -	\$ -	0%
Revenue	12	530	HEALTH ADMINISTRATION	MEDICAID	\$ -	\$ -	\$ -	\$ -	0%
Revenue	12	530	HEALTH ADMINISTRATION	MEDICAID-CAROLINA ACCESS	\$ -	\$ -	\$ -	\$ -	0%
Revenue	12	530	HEALTH ADMINISTRATION	MISCELLANEOUS REVENUE	\$ 25.50	\$ -	\$ -	\$ -	0%
Revenue	12	530	HEALTH ADMINISTRATION	PAYMENT OVERS/SHORTS	\$ (175.01)	\$ -	\$ -	\$ -	0%
Revenue	12	530	HEALTH ADMINISTRATION	STATE - OTHER REVENUES	\$ -	\$ -	\$ -	\$ -	0%
Revenue	12	530	HEALTH ADMINISTRATION	STATE GOVERNMENT GRANTS	\$ 184,210.89	\$ 649,801.00	\$ 149,701.00	\$ (500,100.00)	-77%
Revenue	12	530	HEALTH ADMINISTRATION	TRANSFERS FR S/W DISPOSAL	\$ -	\$ -	\$ -	\$ -	0%
Revenue	12	<b>530 Total</b>			\$ 1,206,935.64	\$ 2,076,125.00	\$ 1,306,944.00	\$ (769,181.00)	2704%
Revenue	12	<b>531</b>							
Revenue	12	531	<b>AIDS</b>						
Revenue	12	531	AIDS	ADMIN SERVICES ALLOCATION	\$ 70,979.48	\$ 71,215.00	\$ 74,096.42	\$ 2,881.42	4%
Revenue	12	531	AIDS	FED GOVT GRANTS-HIV	\$ 28,000.00	\$ 28,000.00	\$ 28,000.00	\$ -	0%
Revenue	12	<b>531 Total</b>			\$ 98,979.48	\$ 99,215.00	\$ 102,096.42	\$ 2,881.42	4%
Revenue	12	<b>532</b>							
Revenue	12	532	<b>TB/STD/CD</b>						
Revenue	12	532	TB/STD/CD	ADMIN SERVICES ALLOCATION	\$ -	\$ -	\$ 3,884.14	\$ 3,884.14	0%
Revenue	12	532	TB/STD/CD	CONTRIBUTIONS/DONATIONS	\$ -	\$ -	\$ -	\$ -	0%
Revenue	12	532	TB/STD/CD	DEPARTMENTAL FEES	\$ 4,012.17	\$ 1,000.00	\$ 300.00	\$ (700.00)	-70%
Revenue	12	532	TB/STD/CD	FED GOVT GRANTS-STD DRUGS	\$ 513.06	\$ 4,518.00	\$ 4,518.00	\$ -	0%
Revenue	12	532	TB/STD/CD	FED GOVT GRANTS-STD PREV	\$ 100.00	\$ 100.00	\$ 100.00	\$ -	0%
Revenue	12	532	TB/STD/CD	FED GOVT GRANTS-TB CONTROL	\$ 50.00	\$ 50.00	\$ 50.00	\$ -	0%
Revenue	12	532	TB/STD/CD	FUND BALANCE APPROPRIATED	\$ -	\$ 12,571.00	\$ 91,771.00	\$ 79,200.00	630%
Revenue	12	532	TB/STD/CD	INSURANCE FEES	\$ 15,188.21	\$ 14,000.00	\$ 18,000.00	\$ 4,000.00	29%
Revenue	12	532	TB/STD/CD	MEDICAID-PHARMACY	\$ 1,853.06	\$ -	\$ 2,000.00	\$ 2,000.00	0%
Revenue	12	532	TB/STD/CD	MEDICAID-PRIOR YEARS	\$ 68,903.19	\$ 50,000.00	\$ -	\$ (50,000.00)	-100%
Revenue	12	532	TB/STD/CD	MEDICAID-TUBERCULOSIS	\$ -	\$ -	\$ -	\$ -	0%
Revenue	12	532	TB/STD/CD	MEDICAID-VENERAL DISEASE	\$ 43,488.91	\$ 40,000.00	\$ 50,000.00	\$ 10,000.00	25%
Revenue	12	532	TB/STD/CD	MEDICARE	\$ 1,018.51	\$ -	\$ -	\$ -	0%
Revenue	12	532	TB/STD/CD	MISCELLANEOUS REVENUE	\$ 1.04	\$ -	\$ -	\$ -	0%
Revenue	12	532	TB/STD/CD	STATE - OTHER REVENUES	\$ -	\$ -	\$ -	\$ -	0%
Revenue	12	532	TB/STD/CD	STATE GOVERNMENT GRANTS	\$ 114,309.05	\$ 77,979.00	\$ 5,465.00	\$ (72,514.00)	-93%
Revenue	12	532	TB/STD/CD	STATE GOVT GRANTS-TB	\$ 21,097.00	\$ 21,097.00	\$ 21,097.00	\$ -	0%
Revenue	12	<b>532 Total</b>			\$ 270,534.20	\$ 221,315.00	\$ 197,185.14	\$ (24,129.86)	421%
Revenue	12	<b>533</b>							
Revenue	12	533	<b>ADULT HEALTH</b>						
Revenue	12	533	ADULT HEALTH	ADMIN SERVICES ALLOCATION	\$ 10,409.25	\$ -	\$ 15,448.24	\$ 15,448.24	0%
Revenue	12	533	ADULT HEALTH	CONTRIBUTIONS/DONATIONS	\$ -	\$ -	\$ -	\$ -	0%
Revenue	12	533	ADULT HEALTH	DEPARTMENTAL FEES	\$ 90,519.99	\$ 70,000.00	\$ 80,000.00	\$ 10,000.00	14%
Revenue	12	533	ADULT HEALTH	FED GOVT GRANTS-BCCCP SCR	\$ 23,775.00	\$ 19,500.00	\$ 19,500.00	\$ -	0%
Revenue	12	533	ADULT HEALTH	FED GOVT GRANTS-BCCCP WISEWOMAN	\$ 1,350.00	\$ 10,300.00	\$ 10,300.00	\$ -	0%
Revenue	12	533	ADULT HEALTH	FED GOVT GRANTS-BIOTERRORISM	\$ 32,423.17	\$ 34,822.00	\$ 34,822.00	\$ -	0%
Revenue	12	533	ADULT HEALTH	FED GRT-COVID19 CRISIS RESPONSE	\$ -	\$ -	\$ -	\$ -	0%
Revenue	12	533	ADULT HEALTH	FEDERAL GOVT GRANTS	\$ -	\$ -	\$ -	\$ -	0%
Revenue	12	533	ADULT HEALTH	FEDERAL GOVT GRTS-COVID19 INFECT P	\$ -	\$ -	\$ -	\$ -	0%
Revenue	12	533	ADULT HEALTH	FEDERAL GOVT GRTS-ELC ENHANCING I	\$ -	\$ -	\$ -	\$ -	0%

Account Type	Fund#	Dept #	Department Description	Account Description	Actuals FY23-24	Amended Budget FY24-25	Manager's Budget FY25-26	Change from Amend	% Change from Amend
Revenue	12	533	ADULT HEALTH	FUND BALANCE APPROPRIATED	\$ -	\$ 294,243.00	\$ 147,143.00	\$ (147,100.00)	-50%
Revenue	12	533	ADULT HEALTH	HEPATITIS VACCINE	\$ 2,142.36	\$ 1,000.00	\$ 3,000.00	\$ 2,000.00	200%
Revenue	12	533	ADULT HEALTH	INSURANCE FEES	\$ 150,592.56	\$ 200,000.00	\$ 150,000.00	\$ (50,000.00)	-25%
Revenue	12	533	ADULT HEALTH	MEDICAID-ADULT HEALTH	\$ 4,498.47	\$ 1,000.00	\$ 10,000.00	\$ 9,000.00	900%
Revenue	12	533	ADULT HEALTH	MEDICAID-DIABETES	\$ -	\$ -	\$ -	\$ -	0%
Revenue	12	533	ADULT HEALTH	MEDICAID-FLU	\$ -	\$ -	\$ -	\$ -	0%
Revenue	12	533	ADULT HEALTH	MEDICAID-PHARMACY	\$ 2,041.23	\$ -	\$ 25,000.00	\$ 25,000.00	0%
Revenue	12	533	ADULT HEALTH	MEDICAID-PNEUMONIA	\$ -	\$ -	\$ -	\$ -	0%
Revenue	12	533	ADULT HEALTH	MEDICAID-PRIOR YEARS	\$ 102,602.24	\$ 16,000.00	\$ 140,000.00	\$ 124,000.00	775%
Revenue	12	533	ADULT HEALTH	MEDICARE	\$ 54,967.62	\$ 40,000.00	\$ 50,000.00	\$ 10,000.00	25%
Revenue	12	533	ADULT HEALTH	MISCELLANEOUS REVENUE	\$ 1,263.41	\$ -	\$ -	\$ -	0%
Revenue	12	533	ADULT HEALTH	PAYMENT OVERS/SHORTS	\$ -	\$ -	\$ -	\$ -	0%
Revenue	12	533	ADULT HEALTH	PHARMACY FEES	\$ 41,021.19	\$ 50,000.00	\$ 40,000.00	\$ (10,000.00)	-20%
Revenue	12	533	ADULT HEALTH	PHCY Insurance Fees-Access Meds	\$ -	\$ -	\$ 6,100.00	\$ 6,100.00	0%
Revenue	12	533	ADULT HEALTH	STATE - OTHER REVENUES	\$ -	\$ -	\$ -	\$ -	0%
Revenue	12	533	ADULT HEALTH	STATE GOVERNMENT GRANTS	\$ -	\$ -	\$ -	\$ -	0%
Revenue	12	533	ADULT HEALTH	STATE GOVT GRANTS-BCCPC SCR	\$ 17,425.00	\$ 13,150.00	\$ 13,000.00	\$ (150.00)	-1%
Revenue	12	533 Total			\$ 535,031.49	\$ 750,015.00	\$ 744,313.24	\$ (5,701.76)	1818%
Revenue	12	534	SCHOOL HEALTH						
Revenue	12	534	SCHOOL HEALTH	ADMIN SERVICES ALLOCATION	\$ -	\$ -	\$ 386,669.60	\$ 386,669.60	0%
Revenue	12	534	SCHOOL HEALTH	CONTRACTED REVENUE	\$ 884,448.00	\$ 675,000.00	\$ 731,610.00	\$ 56,610.00	8%
Revenue	12	534	SCHOOL HEALTH	FED GOVT GRANTS- CH HMHC	\$ 9,000.00	\$ 9,000.00	\$ 9,000.00	\$ -	0%
Revenue	12	534	SCHOOL HEALTH	FED GOVT GRTS-ELC TESTING-SH STAFFI	\$ -	\$ -	\$ -	\$ -	0%
Revenue	12	534	SCHOOL HEALTH	FEDERAL GOVT GRANTS	\$ -	\$ -	\$ -	\$ -	0%
Revenue	12	534	SCHOOL HEALTH	FEDERAL GOVT GRANTS-ARPA COVID19	\$ -	\$ -	\$ -	\$ -	0%
Revenue	12	534	SCHOOL HEALTH	FUND BALANCE APPROPRIATED	\$ -	\$ 587,660.00	\$ 78,735.00	\$ (508,925.00)	-87%
Revenue	12	534	SCHOOL HEALTH	INSURANCE FEES	\$ 21,383.27	\$ 27,000.00	\$ 20,000.00	\$ (7,000.00)	-26%
Revenue	12	534	SCHOOL HEALTH	LOCAL & OTHER GRANTS	\$ 50,000.00	\$ 50,000.00	\$ 50,000.00	\$ -	0%
Revenue	12	534	SCHOOL HEALTH	MEDICAID-EPSDT	\$ 171,400.54	\$ 150,000.00	\$ 165,000.00	\$ 15,000.00	10%
Revenue	12	534	SCHOOL HEALTH	MEDICAID-PRIOR YEARS	\$ 200,018.09	\$ 225,000.00	\$ 350,000.00	\$ 125,000.00	56%
Revenue	12	534	SCHOOL HEALTH	STATE GOVT GRANTS-CH HMHC	\$ -	\$ -	\$ -	\$ -	0%
Revenue	12	534	SCHOOL HEALTH	STATE GOVT GRANTS-SH	\$ 200,000.00	\$ 200,000.00	\$ 200,000.00	\$ -	0%
Revenue	12	534 Total			\$ 1,536,249.90	\$ 1,923,660.00	\$ 1,991,014.60	\$ 67,354.60	-39%
Revenue	12	535	HEALTH PROMOTIONS						
Revenue	12	535	HEALTH PROMOTIONS	ADMIN SERVICES ALLOCATION	\$ 39,314.90	\$ 55,016.00	\$ 57,920.52	\$ 2,904.52	5%
Revenue	12	535	HEALTH PROMOTIONS	FEDERAL GOVT GRANTS	\$ 30,431.00	\$ 30,741.00	\$ 30,741.00	\$ -	0%
Revenue	12	535	HEALTH PROMOTIONS	FUND BALANCE APPROPRIATED	\$ -	\$ -	\$ -	\$ -	0%
Revenue	12	535	HEALTH PROMOTIONS	INSURANCE FEES	\$ -	\$ -	\$ -	\$ -	0%
Revenue	12	535	HEALTH PROMOTIONS	LOCAL & OTHER GRANTS	\$ 2,500.00	\$ -	\$ -	\$ -	0%
Revenue	12	535	HEALTH PROMOTIONS	STATE GOVT GRANTS-HTLH PROMO	\$ 3,747.00	\$ 3,785.00	\$ 3,785.00	\$ -	0%
Revenue	12	535 Total			\$ 75,992.90	\$ 89,542.00	\$ 92,446.52	\$ 2,904.52	5%
Revenue	12	536	ADOLESCENT PREGNANCY PREV						
Revenue	12	536	ADOLESCENT PREGNANCY	ADMIN SERVICES ALLOCATION	\$ -	\$ 6,500.00	\$ 9,721.40	\$ 3,221.40	50%
Revenue	12	536	ADOLESCENT PREGNANCY	CONTRIBUTIONS/DONATIONS	\$ 100.00	\$ -	\$ -	\$ -	0%
Revenue	12	536	ADOLESCENT PREGNANCY	FUND BALANCE APPROPRIATED	\$ -	\$ -	\$ -	\$ -	0%
Revenue	12	536	ADOLESCENT PREGNANCY	STATE GOVT GRANTS-APPP	\$ 91,647.69	\$ 100,000.00	\$ 100,000.00	\$ -	0%
Revenue	12	536 Total			\$ 91,747.69	\$ 106,500.00	\$ 109,721.40	\$ 3,221.40	50%
Revenue	12	537	CHILD HEALTH						
Revenue	12	537	CHILD HEALTH	ADMIN SERVICES ALLOCATION	\$ 63,635.00	\$ -	\$ 32,991.16	\$ 32,991.16	0%
Revenue	12	537	CHILD HEALTH	DEPARTMENTAL FEES	\$ 4,978.98	\$ 3,500.00	\$ 3,500.00	\$ -	0%
Revenue	12	537	CHILD HEALTH	FED GOVT GRANTS- CH HMHC	\$ 70,695.00	\$ 66,195.00	\$ 66,195.00	\$ -	0%
Revenue	12	537	CHILD HEALTH	FED GOVT GRANTS-CH FATALITY PREV	\$ 1,007.00	\$ 2,761.00	\$ 1,754.00	\$ (1,007.00)	-36%
Revenue	12	537	CHILD HEALTH	FED GOVT GRANTS-IMMUN AP	\$ 30,388.00	\$ 30,388.00	\$ 26,002.00	\$ (4,386.00)	-14%
Revenue	12	537	CHILD HEALTH	FEDERAL GOVT GRANTS	\$ -	\$ -	\$ -	\$ -	0%
Revenue	12	537	CHILD HEALTH	FUND BALANCE APPROPRIATED	\$ -	\$ 400,092.00	\$ 576,385.00	\$ 176,293.00	44%
Revenue	12	537	CHILD HEALTH	INSURANCE FEES	\$ 10,871.44	\$ 12,000.00	\$ 10,000.00	\$ (2,000.00)	-17%
Revenue	12	537	CHILD HEALTH	INSURANCE FEES-BEHAVIORAL HLTH	\$ -	\$ -	\$ -	\$ -	0%
Revenue	12	537	CHILD HEALTH	LOCAL & OTHER GRANTS	\$ -	\$ -	\$ -	\$ -	0%
Revenue	12	537	CHILD HEALTH	MEDICAID-BEHAVIORAL HEALTH	\$ -	\$ -	\$ -	\$ -	0%
Revenue	12	537	CHILD HEALTH	MEDICAID-EPSDT	\$ 119,663.01	\$ 120,000.00	\$ 120,000.00	\$ -	0%
Revenue	12	537	CHILD HEALTH	MEDICAID-IMMUNIZATION	\$ 36,289.07	\$ 50,000.00	\$ 40,000.00	\$ (10,000.00)	-20%
Revenue	12	537	CHILD HEALTH	MEDICAID-PHARMACY	\$ 700.99	\$ 100.00	\$ 4,000.00	\$ 3,900.00	3900%
Revenue	12	537	CHILD HEALTH	MEDICAID-PRIOR YEARS	\$ 129,760.30	\$ 300,000.00	\$ 138,535.00	\$ (161,465.00)	-54%
Revenue	12	537	CHILD HEALTH	MEDICARE	\$ 9.52	\$ -	\$ -	\$ -	0%
Revenue	12	537	CHILD HEALTH	ST GOVT GRANTS-CHMA	\$ -	\$ -	\$ -	\$ -	0%
Revenue	12	537	CHILD HEALTH	STATE GOVERNMENT GRANTS	\$ 712.00	\$ -	\$ -	\$ -	0%
Revenue	12	537	CHILD HEALTH	STATE GOVT GRANTS-CH HMHC	\$ 11,512.00	\$ 9,400.00	\$ 10,112.00	\$ 712.00	8%



Account Type	Fund#	Dept #	Department Description	Account Description	Actuals FY23-24	Amended Budget FY24-25	Manager's Budget FY25-26	Change from Amend	% Change from Amend
Revenue	12	<b>537 Total</b>			\$ 480,222.31	\$ 994,436.00	\$ 1,029,474.16	\$ 35,038.16	3810%
Revenue	12	<b>538</b>							
Revenue	12	538	<b>MATERNAL HEALTH</b>						
Revenue	12	538	MATERNAL HEALTH	ADMIN SERVICES ALLOCATION	\$ -	\$ -	\$ 18,508.12	\$ 18,508.12	0%
Revenue	12	538	MATERNAL HEALTH	DEPARTMENTAL FEES	\$ 2,832.56	\$ 2,000.00	\$ 3,500.00	\$ 1,500.00	75%
Revenue	12	538	MATERNAL HEALTH	FED GOVT GRANTS- MAT HMHC	\$ -	\$ 8,009.00	\$ 8,009.00	\$ -	0%
Revenue	12	538	MATERNAL HEALTH	FEDERAL GOVT GRANTS	\$ -	\$ -	\$ -	\$ -	0%
Revenue	12	538	MATERNAL HEALTH	FUND BALANCE APPROPRIATED	\$ -	\$ 227,530.00	\$ 270,830.00	\$ 43,300.00	19%
Revenue	12	538	MATERNAL HEALTH	INSURANCE FEES	\$ 1,698.93	\$ 10,000.00	\$ 10,000.00	\$ -	0%
Revenue	12	538	MATERNAL HEALTH	LOCAL & OTHER GRANTS	\$ -	\$ -	\$ -	\$ -	0%
Revenue	12	538	MATERNAL HEALTH	MEDICAID-MATERNAL HEALTH	\$ 49,935.51	\$ 100,000.00	\$ 100,000.00	\$ -	0%
Revenue	12	538	MATERNAL HEALTH	MEDICAID-PHARMACY	\$ 35.08	\$ -	\$ -	\$ -	0%
Revenue	12	538	MATERNAL HEALTH	MEDICAID-PRIOR YEARS	\$ 298,361.11	\$ 350,000.00	\$ 300,000.00	\$ (50,000.00)	-14%
Revenue	12	538	MATERNAL HEALTH	MEDICARE	\$ -	\$ -	\$ -	\$ -	0%
Revenue	12	538	MATERNAL HEALTH	MISCELLANEOUS REVENUE	\$ 400.00	\$ -	\$ -	\$ -	0%
Revenue	12	538	MATERNAL HEALTH	ST GOVT GRANTS-CHMA	\$ -	\$ -	\$ -	\$ -	0%
Revenue	12	538	MATERNAL HEALTH	STATE GOVT GRANTS-HMHC	\$ -	\$ 11,394.00	\$ 11,394.00	\$ -	0%
Revenue	12	<b>538 Total</b>			\$ 353,263.19	\$ 708,933.00	\$ 722,241.12	\$ 13,308.12	80%
Revenue	12	<b>539</b>							
Revenue	12	539	<b>FAMILY PLANNING</b>						
Revenue	12	539	FAMILY PLANNING	ADMIN SERVICES ALLOCATION	\$ -	\$ -	\$ 42,341.50	\$ 42,341.50	0%
Revenue	12	539	FAMILY PLANNING	DEPARTMENTAL FEES	\$ 12,356.03	\$ 7,500.00	\$ 10,000.00	\$ 2,500.00	33%
Revenue	12	539	FAMILY PLANNING	FED GOVT GRANTS-FP HMHC	\$ 13,634.00	\$ 13,634.00	\$ 13,634.00	\$ -	0%
Revenue	12	539	FAMILY PLANNING	FED GOVT GRANTS-FP TITLE X	\$ 71,475.00	\$ 67,398.00	\$ 67,398.00	\$ -	0%
Revenue	12	539	FAMILY PLANNING	FED GOVT GRANTS-TANF	\$ 16,569.00	\$ 16,569.00	\$ 16,569.00	\$ -	0%
Revenue	12	539	FAMILY PLANNING	FUND BALANCE APPROPRIATED	\$ -	\$ 769,635.00	\$ 807,135.00	\$ 37,500.00	5%
Revenue	12	539	FAMILY PLANNING	INSURANCE FEES	\$ 50,533.80	\$ 50,000.00	\$ 55,000.00	\$ 5,000.00	10%
Revenue	12	539	FAMILY PLANNING	MEDICAID-FAMILY PLANNING	\$ 141,472.75	\$ 130,000.00	\$ 200,000.00	\$ 70,000.00	54%
Revenue	12	539	FAMILY PLANNING	MEDICAID-PHARMACY	\$ 1,275.34	\$ 1,000.00	\$ 11,000.00	\$ 10,000.00	1000%
Revenue	12	539	FAMILY PLANNING	MEDICAID-PRIOR YEARS	\$ 622,655.12	\$ 300,000.00	\$ 200,000.00	\$ (100,000.00)	-33%
Revenue	12	539	FAMILY PLANNING	MEDICARE	\$ 395.73	\$ -	\$ -	\$ -	0%
Revenue	12	539	FAMILY PLANNING	MISCELLANEOUS REVENUE	\$ 414.37	\$ -	\$ -	\$ -	0%
Revenue	12	539	FAMILY PLANNING	ST GOVT GRANTS-CHMA	\$ -	\$ -	\$ -	\$ -	0%
Revenue	12	539	FAMILY PLANNING	ST GOVT GRANTS-WHSF	\$ 12,775.00	\$ 12,775.00	\$ 12,775.00	\$ -	0%
Revenue	12	539	FAMILY PLANNING	STATE - OTHER REVENUES	\$ -	\$ -	\$ -	\$ -	0%
Revenue	12	539	FAMILY PLANNING	STATE GOVT GRANTS-FP HMHC	\$ 64,359.00	\$ 64,359.00	\$ 64,359.00	\$ -	0%
Revenue	12	<b>539 Total</b>			\$ 1,007,915.14	\$ 1,432,870.00	\$ 1,500,211.50	\$ 67,341.50	1069%
Revenue	12	<b>540</b>							
Revenue	12	540	<b>WOMEN-INFANTS-CHILDREN</b>						
Revenue	12	540	WOMEN-INFANTS-CHILDR	ADMIN SERVICES ALLOCATION	\$ -	\$ -	\$ 43,392.90	\$ 43,392.90	0%
Revenue	12	540	WOMEN-INFANTS-CHILDR	FED GOVT GRANTS-WIC BRP	\$ 123,212.51	\$ 89,992.00	\$ 88,104.00	\$ (1,888.00)	-2%
Revenue	12	540	WOMEN-INFANTS-CHILDR	FED GOVT GRANTS-WIC CS	\$ 399,768.34	\$ 508,629.00	\$ 497,070.00	\$ (11,559.00)	-2%
Revenue	12	540	WOMEN-INFANTS-CHILDR	FED GOVT GRANTS-WIC GA	\$ 19,005.01	\$ 22,500.00	\$ 44,878.00	\$ 22,378.00	99%
Revenue	12	540	WOMEN-INFANTS-CHILDR	FED GOVT GRANTS-WIC NE	\$ 182,566.02	\$ 155,693.00	\$ 184,574.00	\$ 28,881.00	19%
Revenue	12	540	WOMEN-INFANTS-CHILDR	FED GOVT GRANTS-WIC PC	\$ 40,421.93	\$ 51,961.00	\$ 49,923.00	\$ (2,038.00)	-4%
Revenue	12	<b>540 Total</b>			\$ 764,973.81	\$ 828,775.00	\$ 907,941.90	\$ 79,166.90	110%
Revenue	12	<b>541</b>							
Revenue	12	541	<b>ENVIRONMENTAL HEALTH</b>						
Revenue	12	541	ENVIRONMENTAL HEALTH	A2P OPTION PERMIT	\$ -	\$ -	\$ 500.00	\$ 500.00	0%
Revenue	12	541	ENVIRONMENTAL HEALTH	ADMIN SERVICES ALLOCATION	\$ 900,770.63	\$ 1,076,606.00	\$ 1,129,218.00	\$ 52,612.00	5%
Revenue	12	541	ENVIRONMENTAL HEALTH	AOWA ONSITE WASTE#20 EVAL	\$ 105.00	\$ -	\$ -	\$ -	0%
Revenue	12	541	ENVIRONMENTAL HEALTH	CATAWBA PROJECT PERMIT FEES	\$ -	\$ -	\$ -	\$ -	0%
Revenue	12	541	ENVIRONMENTAL HEALTH	COLLECTION NSF CHECKS	\$ 25.00	\$ -	\$ -	\$ -	0%
Revenue	12	541	ENVIRONMENTAL HEALTH	DEPARTMENTAL FEES	\$ 7,650.00	\$ 6,000.00	\$ 6,000.00	\$ -	0%
Revenue	12	541	ENVIRONMENTAL HEALTH	EH ENGINEERED OPTION PERMIT	\$ 2,765.00	\$ 1,000.00	\$ 700.00	\$ (300.00)	-30%
Revenue	12	541	ENVIRONMENTAL HEALTH	FOOD SERVICE PLAN REVIEWS	\$ 2,400.00	\$ 1,750.00	\$ 2,500.00	\$ 750.00	43%
Revenue	12	541	ENVIRONMENTAL HEALTH	FUND BALANCE APPROPRIATED	\$ -	\$ 43,698.00	\$ -	\$ (43,698.00)	-100%
Revenue	12	541	ENVIRONMENTAL HEALTH	LIMITED FOOD SERV ESTABLBS	\$ -	\$ -	\$ -	\$ -	0%
Revenue	12	541	ENVIRONMENTAL HEALTH	MOBILE FOOD UNIT PLAN REVIEW	\$ 1,350.00	\$ 150.00	\$ 1,500.00	\$ 1,350.00	900%
Revenue	12	541	ENVIRONMENTAL HEALTH	PAYMENT OVERS/SHORTS	\$ 450.00	\$ -	\$ -	\$ -	0%
Revenue	12	541	ENVIRONMENTAL HEALTH	PUSHCART PLAN REVIEW	\$ -	\$ 100.00	\$ -	\$ (100.00)	-100%
Revenue	12	541	ENVIRONMENTAL HEALTH	REFUNDS CO/ST FUNDS	\$ 700.50	\$ -	\$ -	\$ -	0%
Revenue	12	541	ENVIRONMENTAL HEALTH	REINSPECT PUMP SYSTEM FEE	\$ -	\$ -	\$ -	\$ -	0%
Revenue	12	541	ENVIRONMENTAL HEALTH	SEWER IMPROVEMENT PERMITS	\$ 194,820.00	\$ 150,000.00	\$ 200,000.00	\$ 50,000.00	33%
Revenue	12	541	ENVIRONMENTAL HEALTH	SEWER RECERTIFICATION PMT	\$ 21,875.00	\$ 20,000.00	\$ 15,000.00	\$ (5,000.00)	-25%
Revenue	12	541	ENVIRONMENTAL HEALTH	STATE GOVERNMENT GRANTS	\$ 15,440.98	\$ 10,328.00	\$ -	\$ (10,328.00)	-100%
Revenue	12	541	ENVIRONMENTAL HEALTH	SWIMMING POOL PERMITS	\$ 7,500.00	\$ 6,000.00	\$ 6,000.00	\$ -	0%
Revenue	12	541	ENVIRONMENTAL HEALTH	TEMP FOOD ESTABLISH PERMIT	\$ 9,375.00	\$ 5,000.00	\$ 7,500.00	\$ 2,500.00	50%
Revenue	12	541	ENVIRONMENTAL HEALTH	WATER PERMITS	\$ 560.00	\$ -	\$ -	\$ -	0%
Revenue	12	541	ENVIRONMENTAL HEALTH	WELL WATER FEES	\$ 16,500.00	\$ 7,500.00	\$ 10,000.00	\$ 2,500.00	33%
Revenue	12	<b>541 Total</b>			\$ 1,182,287.11	\$ 1,328,132.00	\$ 1,378,918.00	\$ 50,786.00	709%



Account Type	Fund#	Dept #	Department Description	Account Description	Actuals FY23-24	Amended Budget FY24-25	Manager's Budget FY25-26	Change from Amend	% Change from Amend
Revenue	12								
Revenue	12	543							
Revenue	12	543	HEALTH DEPT GRANTS						
Revenue	12	543	HEALTH DEPT GRANTS	ADMIN SERVICES ALLOCATION	\$ 34,867.64	\$ 32,261.00	\$ 38,274.02	\$ 6,013.02	19%
Revenue	12	543	HEALTH DEPT GRANTS	FUND BALANCE APPROPRIATED	\$ -	\$ -	\$ -	\$ -	0%
Revenue	12	543	HEALTH DEPT GRANTS	LOCAL & OTHER GRANTS	\$ 900.00	\$ -	\$ -	\$ -	0%
Revenue	12	543	HEALTH DEPT GRANTS	LOCAL & OTHER GRANTS-CMAP	\$ 29,195.76	\$ 33,000.00	\$ 28,850.00	\$ (4,150.00)	-13%
Revenue	12	543	HEALTH DEPT GRANTS	STATE GOVERNMENT GRANTS	\$ -	\$ -	\$ -	\$ -	0%
Revenue	12	543	HEALTH DEPT GRANTS	STATE GOVT GRANT-PPAY	\$ -	\$ -	\$ -	\$ -	0%
Revenue	12	543 Total			\$ 64,963.40	\$ 65,261.00	\$ 67,124.02	\$ 1,863.02	6%
Revenue	12	544							
Revenue	12	544	DENTAL CLINIC						
Revenue	12	544	DENTAL CLINIC	DEPARTMENTAL FEES	\$ 4,090.18	\$ 4,000.00	\$ 4,000.00	\$ -	0%
Revenue	12	544	DENTAL CLINIC	FUND BALANCE APPROPRIATED	\$ -	\$ 822,262.00	\$ 296,470.80	\$ (525,791.20)	-64%
Revenue	12	544	DENTAL CLINIC	INSURANCE FEES	\$ 3,274.18	\$ 1,000.00	\$ 5,000.00	\$ 4,000.00	400%
Revenue	12	544	DENTAL CLINIC	LOCAL & OTHER GRANTS	\$ -	\$ -	\$ -	\$ -	0%
Revenue	12	544	DENTAL CLINIC	MEDICAID-DENTAL	\$ 196,691.80	\$ 220,000.00	\$ 220,000.00	\$ -	0%
Revenue	12	544	DENTAL CLINIC	MEDICAID-PHARMACY	\$ 13.74	\$ -	\$ -	\$ -	0%
Revenue	12	544	DENTAL CLINIC	MEDICAID-PRIOR YEARS	\$ 748,226.73	\$ 150,000.00	\$ 150,000.00	\$ -	0%
Revenue	12	544	DENTAL CLINIC	MISCELLANEOUS REVENUE	\$ 5.09	\$ -	\$ -	\$ -	0%
Revenue	12	544	DENTAL CLINIC	STATE GOVERNMENT GRANTS	\$ -	\$ -	\$ -	\$ -	0%
Revenue	12	544 Total			\$ 952,301.72	\$ 1,197,262.00	\$ 675,470.80	\$ (521,791.20)	336%
Revenue	12	545							
Revenue	12	545	NURSE FAMILY PARTNERSHIPS						
Revenue	12	545	NURSE FAMILY PARTNERSI	ADMIN SERVICES ALLOCATION	\$ 77,613.98	\$ 18,269.00	\$ 30,014.52	\$ 11,745.52	64%
Revenue	12	545	NURSE FAMILY PARTNERSI	CONTRIBUTIONS/DONATIONS	\$ -	\$ -	\$ -	\$ -	0%
Revenue	12	545	NURSE FAMILY PARTNERSI	FEDERAL GOVT GRANTS	\$ -	\$ -	\$ -	\$ -	0%
Revenue	12	545	NURSE FAMILY PARTNERSI	FEDERAL GOVT GRANTS-IMR	\$ -	\$ -	\$ -	\$ -	0%
Revenue	12	545	NURSE FAMILY PARTNERSI	FUND BALANCE APPROPRIATED	\$ -	\$ 35,250.00	\$ 38,134.00	\$ 2,884.00	8%
Revenue	12	545	NURSE FAMILY PARTNERSI	INSURANCE FEES	\$ 56.25	\$ -	\$ -	\$ -	0%
Revenue	12	545	NURSE FAMILY PARTNERSI	MEDICAID-HV PILOT PROGRAM	\$ -	\$ -	\$ -	\$ -	0%
Revenue	12	545	NURSE FAMILY PARTNERSI	MEDICAID-POSTPARTUM MHV	\$ 524.61	\$ 1,000.00	\$ 1,000.00	\$ -	0%
Revenue	12	545	NURSE FAMILY PARTNERSI	MEDICAID-POSTPARTUM NB	\$ 761.56	\$ 1,000.00	\$ 1,000.00	\$ -	0%
Revenue	12	545	NURSE FAMILY PARTNERSI	MEDICAID-PRIOR YEARS	\$ 1,963.32	\$ -	\$ -	\$ -	0%
Revenue	12	545	NURSE FAMILY PARTNERSI	MISCELLANEOUS REVENUE	\$ 2,056.80	\$ -	\$ -	\$ -	0%
Revenue	12	545	NURSE FAMILY PARTNERSI	STATE GOVT GRANTS-ACA	\$ 298,335.99	\$ 544,703.00	\$ 544,703.00	\$ -	0%
Revenue	12	545	NURSE FAMILY PARTNERSI	STATE GOVT GRANTS-IMF	\$ -	\$ -	\$ -	\$ -	0%
Revenue	12	545 Total			\$ 381,312.51	\$ 600,222.00	\$ 614,851.52	\$ 14,629.52	72%
Revenue	12	546							
Revenue	12	546	CAROLINA ACCESS / COVID						
Revenue	12	546	CAROLINA ACCESS / COVI	FED GRANT-COVID19 VACCINATIONS	\$ 121,113.00	\$ 7,885.00	\$ -	\$ (7,885.00)	-100%
Revenue	12	546	CAROLINA ACCESS / COVI	FEDERAL GOVT GRANTS	\$ 81,033.00	\$ -	\$ -	\$ -	0%
Revenue	12	546	CAROLINA ACCESS / COVI	FUND BALANCE APPROPRIATED	\$ -	\$ -	\$ -	\$ -	0%
Revenue	12	546	CAROLINA ACCESS / COVI	MEDICAID-CAROLINA ACCESS	\$ -	\$ -	\$ -	\$ -	0%
Revenue	12	546	CAROLINA ACCESS / COVI	MEDICAID-HCHK	\$ -	\$ -	\$ -	\$ -	0%
Revenue	12	546	CAROLINA ACCESS / COVI	MEDICAID-HOME VISITS	\$ -	\$ -	\$ -	\$ -	0%
Revenue	12	546 Total			\$ 202,146.00	\$ 7,885.00	\$ -	\$ (7,885.00)	-100%
Revenue	12	547							
Revenue	12	547	CA II-CC4C PCM						
Revenue	12	547	CA II-CC4C PCM	ADMIN SERVICES ALLOCATION	\$ -	\$ -	\$ 22,677.40	\$ 22,677.40	0%
Revenue	12	547	CA II-CC4C PCM	DEPARTMENT FEES-CPCM	\$ -	\$ -	\$ -	\$ -	0%
Revenue	12	547	CA II-CC4C PCM	FEDERAL GOVT GRANTS	\$ 347.00	\$ 347.00	\$ 347.00	\$ -	0%
Revenue	12	547	CA II-CC4C PCM	FUND BALANCE APPROPRIATED	\$ -	\$ 25,786.00	\$ 25,761.00	\$ (25.00)	0%
Revenue	12	547	CA II-CC4C PCM	FUND BALANCE APPROPRIATED-CPCM	\$ -	\$ 24,432.00	\$ 24,432.00	\$ -	0%
Revenue	12	547	CA II-CC4C PCM	MEDICAID-CAROLINA ACCESS	\$ 248,676.41	\$ 260,000.00	\$ 260,000.00	\$ -	0%
Revenue	12	547	CA II-CC4C PCM	MEDICAID-CPCM	\$ 483,467.02	\$ 411,695.00	\$ 411,695.00	\$ -	0%
Revenue	12	547	CA II-CC4C PCM	STATE - OTHER REVENUES	\$ -	\$ -	\$ -	\$ -	0%
Revenue	12	547	CA II-CC4C PCM	STATE GOVERNMENT GRANTS	\$ -	\$ -	\$ -	\$ -	0%
Revenue	12	547 Total			\$ 732,490.43	\$ 722,260.00	\$ 744,912.40	\$ 22,652.40	0%
Revenue	12	548							
Revenue	12	548	CODAP/Community Benefit Fund						
Revenue	12	548	CODAP/Community Benefi	CONTRACTED REVENUE	\$ -	\$ 5,000.00	\$ -	\$ (5,000.00)	-100%
Revenue	12	548	CODAP/Community Benefi	CONTRACTED REVENUE-COVID19 RELIE	\$ -	\$ -	\$ -	\$ -	0%
Revenue	12	548	CODAP/Community Benefi	CONTRACTED REVENUE-SYNAR	\$ 3,002.00	\$ 54,855.00	\$ -	\$ (54,855.00)	-100%
Revenue	12	548	CODAP/Community Benefi	CONTRACTED REV-MDIS	\$ 4,092.80	\$ -	\$ -	\$ -	0%
Revenue	12	548	CODAP/Community Benefi	CONTRACTED REV-PATHW	\$ 65,090.80	\$ 70,500.00	\$ -	\$ (70,500.00)	-100%
Revenue	12	548	CODAP/Community Benefi	CONTRIBUTIONS/DONATIONS	\$ 250.00	\$ -	\$ -	\$ -	0%
Revenue	12	548	CODAP/Community Benefi	COVID PATH GRANT	\$ 63,072.40	\$ -	\$ -	\$ -	0%
Revenue	12	548	CODAP/Community Benefi	DEPARTMENTAL FEES	\$ 1,080.00	\$ -	\$ 4,000.00	\$ 4,000.00	0%
Revenue	12	548	CODAP/Community Benefi	FED GRANTS-OPIOD ABUSE	\$ -	\$ -	\$ -	\$ -	0%

Account Type	Fund#	Dept #	Department Description	Account Description	Actuals FY23-24	Amended Budget FY24-25	Manager's Budget FY25-26	Change from Amend	% Change from Amend
Revenue	12	548	CODAP/Community Benefi	FED GRANTS-SYNAR	\$ -	\$ -	\$ -	\$ -	0%
Revenue	12	548	CODAP/Community Benefi	FEDERAL GOVT GRANTS	\$ -	\$ -	\$ -	\$ -	0%
Revenue	12	548	CODAP/Community Benefi	FEDERAL GOVT GRANTS-DFC	\$ 121,711.89	\$ 26,997.00	\$ -	\$ (26,997.00)	-100%
Revenue	12	548	CODAP/Community Benefi	FEDERAL GRANTS-OPIOID GRANT	\$ -	\$ -	\$ -	\$ -	0%
Revenue	12	548	CODAP/Community Benefi	FUND BALANCE APPROPRIATED	\$ -	\$ 101,518.00	\$ 60,831.64	\$ (40,686.36)	-21%
Revenue	12	548	CODAP/Community Benefi	LOCAL & OTHER GRANTS	\$ 57,000.00	\$ 7,500.00	\$ -	\$ (7,500.00)	-100%
Revenue	12	548	CODAP/Community Benefi	LOCAL REVENUES	\$ 48,960.00	\$ -	\$ 26,000.00	\$ 26,000.00	0%
Revenue	12	548	CODAP/Community Benefi	SALES TAX REC/SEE INV-2%	\$ -	\$ -	\$ -	\$ -	0%
Revenue	12	548 Total			\$ 364,259.89	\$ 266,370.00	\$ 90,831.64	\$ (175,538.36)	-521%
Revenue	12	549							
Revenue	12	549	BEHAVIORAL HEALTH						
Revenue	12	549	BEHAVIORAL HEALTH	LOCAL REVENUES	\$ 20,400.00	\$ -	\$ -	\$ -	0%
Revenue	12	549 Total			\$ 20,400.00	\$ -	\$ -	\$ -	0%
Revenue	12	550							
Revenue	12	550	PRIMARY CARE						
Revenue	12	550	PRIMARY CARE	ADMIN SERVICES ALLOCATION	\$ -	\$ 224,007.00	\$ 109,772.40	\$ (114,234.60)	-51%
Revenue	12	550	PRIMARY CARE	DEPARTMENTAL FEES-BEHAVIORAL HLTH	\$ -	\$ -	\$ 6,200.00	\$ 6,200.00	0%
Revenue	12	550	PRIMARY CARE	DEPARTMENTAL FEES-PRIMARY CARE-CO	\$ 47,734.75	\$ 20,000.00	\$ 20,000.00	\$ -	0%
Revenue	12	550	PRIMARY CARE	DEPARTMENTAL FEES-PRIMARY CARE-EM	\$ 9,023.28	\$ 10,000.00	\$ 10,000.00	\$ -	0%
Revenue	12	550	PRIMARY CARE	FED GOVT GRANTS-PRIMARY CARE	\$ -	\$ -	\$ -	\$ -	0%
Revenue	12	550	PRIMARY CARE	FUND BALANCE APPROPRIATED	\$ -	\$ 172,638.00	\$ 150,000.00	\$ (22,638.00)	-13%
Revenue	12	550	PRIMARY CARE	INSURANCE FEES-PRIMARY CARE-COMM	\$ 24,395.37	\$ 25,000.00	\$ 30,000.00	\$ 5,000.00	20%
Revenue	12	550	PRIMARY CARE	INSURANCE FEES-PRIMARY CARE-EMPLC	\$ 1,671.56	\$ -	\$ -	\$ -	0%
Revenue	12	550	PRIMARY CARE	LOCAL & OTHER GRANTS	\$ 19,993.50	\$ -	\$ -	\$ -	0%
Revenue	12	550	PRIMARY CARE	MEDICAID-BEHAVIORAL HLTH	\$ -	\$ -	\$ 10,000.00	\$ 10,000.00	0%
Revenue	12	550	PRIMARY CARE	MEDICAID-PRIMARY CARE-COMMUNITY	\$ 39,553.79	\$ 30,000.00	\$ 80,000.00	\$ 50,000.00	167%
Revenue	12	550	PRIMARY CARE	MEDICAID-PRIOR YEARS-PRIMARY CARE	\$ 1,794.61	\$ 100,000.00	\$ 100,000.00	\$ -	0%
Revenue	12	550	PRIMARY CARE	MEDICARE-PRIMARY CARE-COMMUNITY	\$ 4,885.12	\$ 3,000.00	\$ 10,000.00	\$ 7,000.00	233%
Revenue	12	550	PRIMARY CARE	MEDICARE-PRIMARY CARE-EMPLOYEE	\$ 30.25	\$ -	\$ 1,000.00	\$ 1,000.00	0%
Revenue	12	550	PRIMARY CARE	Pharmacy Fees-Behavioral Health	\$ -	\$ -	\$ 5,000.00	\$ 5,000.00	0%
Revenue	12	550	PRIMARY CARE	PHARMACY FEES-PRIMARY CARE-COMM	\$ 15,005.36	\$ 15,000.00	\$ 20,000.00	\$ 5,000.00	33%
Revenue	12	550	PRIMARY CARE	PHARMACY FEES-PRIMARY CARE-EMPLC	\$ 4,955.42	\$ 3,000.00	\$ 15,000.00	\$ 12,000.00	400%
Revenue	12	550	PRIMARY CARE	PHCY INSURANCE FEES-PRIMARY CARE-	\$ 402.15	\$ -	\$ -	\$ -	0%
Revenue	12	550	PRIMARY CARE	PHCY INSURANCE FEES-PRIMARY CARE-	\$ -	\$ -	\$ -	\$ -	0%
Revenue	12	550	PRIMARY CARE	PHCY MEDICAID-PRIMARY CARE-COMMI	\$ 4,012.02	\$ 3,000.00	\$ 20,000.00	\$ 17,000.00	567%
Revenue	12	550	PRIMARY CARE	PHCY MEDICAID-PRIMARY CARE-EMPLO	\$ 597.53	\$ 100.00	\$ 1,200.00	\$ 1,100.00	1100%
Revenue	12	550 Total			\$ 174,054.71	\$ 605,745.00	\$ 588,172.40	\$ (17,572.60)	2456%
Revenue	12	551							
Revenue	12	551	Substance Abuse						
Revenue	12	551	Substance Abuse	CONTRACTED REVENUE	\$ -	\$ -	\$ -	\$ -	0%
Revenue	12	551	Substance Abuse	CONTRACTED REVENUE-Partners Block E	\$ -	\$ -	\$ 18,273.00	\$ 18,273.00	0%
Revenue	12	551	Substance Abuse	CONTRACTED REVENUE-Partners Block C	\$ -	\$ -	\$ 70,500.00	\$ 70,500.00	0%
Revenue	12	551	Substance Abuse	FUND BALANCE APPROPRIATED	\$ -	\$ -	\$ -	\$ -	0%
Revenue	12	551 Total			\$ -	\$ -	\$ 88,773.00	\$ 88,773.00	0%
Revenue	12	12 Total			\$ 10,496,061.52	\$ 14,024,523.00	\$ 12,952,643.78	\$ (1,071,879.22)	12990%
Revenue	13								
Revenue	13	660							
Revenue	13	660	EMPLOYEE WELLNESS CENTER						
Revenue	13	660	EMPLOYEE WELLNESS CEN	ADMIN SERVICES ALLOCATION	\$ -	\$ -	\$ -	\$ -	0%
Revenue	13	660	EMPLOYEE WELLNESS CEN	DEPARTMENTAL FEES	\$ 3,215.44	\$ 4,000.00	\$ 4,000.00	\$ -	0%
Revenue	13	660	EMPLOYEE WELLNESS CEN	INSURANCES FEES-PHARMACY	\$ -	\$ -	\$ -	\$ -	0%
Revenue	13	660	EMPLOYEE WELLNESS CEN	MEDICAID-PHARMACY	\$ 564.58	\$ -	\$ -	\$ -	0%
Revenue	13	660	EMPLOYEE WELLNESS CEN	MISCELLANEOUS REVENUE	\$ -	\$ -	\$ -	\$ -	0%
Revenue	13	660	EMPLOYEE WELLNESS CEN	PAYMENT OVERS/SHORTS	\$ 0.04	\$ -	\$ -	\$ -	0%
Revenue	13	660	EMPLOYEE WELLNESS CEN	TRANSFERS FM HEALTH PLAN	\$ 1,939,233.76	\$ 2,328,033.00	\$ 2,358,831.82	\$ 30,798.82	1%
Revenue	13	660	EMPLOYEE WELLNESS CEN	WELLNESS CLINICIAN FEES	\$ 14,812.00	\$ 15,000.00	\$ 15,000.00	\$ -	0%
Revenue	13	660	EMPLOYEE WELLNESS CEN	WELLNESS TIER 4-PHARM FEES	\$ -	\$ -	\$ -	\$ -	0%
Revenue	13	660	EMPLOYEE WELLNESS CEN	WELLNESS TIER 5-PHARM FEES	\$ 524,572.51	\$ 50,000.00	\$ 50,000.00	\$ -	0%
Revenue	13	660	EMPLOYEE WELLNESS CEN	WELLNESS TIER-1 PHARM FEE	\$ 108,209.94	\$ 110,000.00	\$ 110,000.00	\$ -	0%
Revenue	13	660	EMPLOYEE WELLNESS CEN	WELLNESS TIER-2 PHARM FEE	\$ -	\$ -	\$ -	\$ -	0%
Revenue	13	660	EMPLOYEE WELLNESS CEN	WELLNESS TIER-3 PHARM FEE	\$ -	\$ -	\$ -	\$ -	0%
Revenue	13	660 Total			\$ 2,590,608.27	\$ 2,507,033.00	\$ 2,537,831.82	\$ 30,798.82	1%
Revenue	13	13 Total			\$ 2,590,608.27	\$ 2,507,033.00	\$ 2,537,831.82	\$ 30,798.82	1%
Revenue	14								
Revenue	14	417							
Revenue	14	417	COURT FACILITIES						
Revenue	14	417	COURT FACILITIES	ADMIN SERVICES ALLOCATION	\$ 600,338.44	\$ 446,999.00	\$ 370,579.80	\$ (76,419.20)	-17%
Revenue	14	417	COURT FACILITIES	COURT-FACILITY FEES	\$ 117,493.45	\$ 120,000.00	\$ 120,000.00	\$ -	0%
Revenue	14	417	COURT FACILITIES	INTEREST ON INVESTMENTS	\$ 1,135.82	\$ 1,000.00	\$ 1,000.00	\$ -	0%
Revenue	14	417 Total			\$ 718,967.71	\$ 567,999.00	\$ 491,579.80	\$ (76,419.20)	-17%



Account Type	Fund#	Dept #	Department Description	Account Description	Actuals FY23-24	Amended Budget FY24-25	Manager's Budget FY25-26	Change from Amend	% Change from Amend
Revenue	<b>14 Total</b>				\$ 718,967.71	\$ 567,999.00	\$ 491,579.80	\$ (76,419.20)	-17%
Revenue	20								
Revenue	20	<b>600</b>							
Revenue	20	600		<b>CLEVELAND COUNTY SCHOOLS</b>					
Revenue	20	600		CLEVELAND COUNTY SCH AD VALOREM TAXES-2009	\$ -	\$ -	\$ -	\$ -	0%
Revenue	20	600		CLEVELAND COUNTY SCH AD VALOREM TAXES-2010	\$ -	\$ -	\$ -	\$ -	0%
Revenue	20	600		CLEVELAND COUNTY SCH AD VALOREM TAXES-2011	\$ -	\$ -	\$ -	\$ -	0%
Revenue	20	600		CLEVELAND COUNTY SCH AD VALOREM TAXES-2012	\$ -	\$ -	\$ -	\$ -	0%
Revenue	20	600		CLEVELAND COUNTY SCH AD VALOREM TAXES-2013	\$ 377.47	\$ -	\$ -	\$ -	0%
Revenue	20	600		CLEVELAND COUNTY SCH AD VALOREM TAXES-2014	\$ 1,946.43	\$ -	\$ -	\$ -	0%
Revenue	20	600		CLEVELAND COUNTY SCH AD VALOREM TAXES-2015	\$ 2,862.49	\$ -	\$ -	\$ -	0%
Revenue	20	600		CLEVELAND COUNTY SCH AD VALOREM TAXES-2016	\$ 6,095.08	\$ -	\$ -	\$ -	0%
Revenue	20	600		CLEVELAND COUNTY SCH AD VALOREM TAXES-2017	\$ 8,663.15	\$ -	\$ -	\$ -	0%
Revenue	20	600		CLEVELAND COUNTY SCH AD VALOREM TAXES-2018	\$ 8,635.61	\$ -	\$ -	\$ -	0%
Revenue	20	600		CLEVELAND COUNTY SCH AD VALOREM TAXES-2019	\$ 11,097.78	\$ -	\$ -	\$ -	0%
Revenue	20	600		CLEVELAND COUNTY SCH AD VALOREM TAXES-2020	\$ 33,966.51	\$ -	\$ -	\$ -	0%
Revenue	20	600		CLEVELAND COUNTY SCH AD VALOREM TAXES-2021	\$ 39,568.97	\$ -	\$ -	\$ -	0%
Revenue	20	600		CLEVELAND COUNTY SCH AD VALOREM TAXES-2022	\$ 123,553.82	\$ -	\$ -	\$ -	0%
Revenue	20	600		CLEVELAND COUNTY SCH AD VALOREM TAXES-2023	\$ 14,091,816.09	\$ -	\$ -	\$ -	0%
Revenue	20	600		CLEVELAND COUNTY SCH AD VALOREM TAXES-2024	\$ -	\$ 15,845,115.00	\$ -	\$ (15,845,115.00)	-100%
Revenue	20	600		CLEVELAND COUNTY SCH AD VALOREM TAXES-2025	\$ -	\$ -	\$ 18,746,468.00	\$ 18,746,468.00	0%
Revenue	20	600		CLEVELAND COUNTY SCH AD VALOREM TX-2019 NCVTS	\$ -	\$ -	\$ -	\$ -	0%
Revenue	20	600		CLEVELAND COUNTY SCH AD VALOREM TX-2020 NCVTS	\$ -	\$ -	\$ -	\$ -	0%
Revenue	20	600		CLEVELAND COUNTY SCH AD VALOREM TX-2021 NCVTS	\$ -	\$ -	\$ -	\$ -	0%
Revenue	20	600		CLEVELAND COUNTY SCH AD VALOREM TX-2022 NCVTS	\$ -	\$ -	\$ -	\$ -	0%
Revenue	20	600		CLEVELAND COUNTY SCH AD VALOREM TX-2023 NCVTS	\$ (598.88)	\$ -	\$ -	\$ -	0%
Revenue	20	600		CLEVELAND COUNTY SCH AD VALOREM TX-2024 NCVTS	\$ 1,436,968.63	\$ -	\$ -	\$ -	0%
Revenue	20	600		CLEVELAND COUNTY SCH AD VALOREM TX-2025 NCVTS	\$ -	\$ -	\$ -	\$ -	0%
Revenue	20	600		CLEVELAND COUNTY SCH AD VALOREM TX-2026 NCVTS	\$ -	\$ -	\$ 1,457,614.00	\$ 1,457,614.00	0%
Revenue	20	600		CLEVELAND COUNTY SCH DISCOUNTS ON TAXES	\$ (36,171.45)	\$ -	\$ -	\$ -	0%
Revenue	20	600		CLEVELAND COUNTY SCH FUND BALANCE APPROPRIATED	\$ -	\$ -	\$ -	\$ -	0%
Revenue	20	600		CLEVELAND COUNTY SCH INTEREST ON DELINQUENT TA	\$ 78,380.13	\$ -	\$ -	\$ -	0%
Revenue	20	600		CLEVELAND COUNTY SCH LOCAL OPTION SALES TAX	\$ 5,666,304.86	\$ 5,638,000.00	\$ 5,807,140.00	\$ 169,140.00	3%
Revenue	20	600		CLEVELAND COUNTY SCH SETTLEMENT OVERS/SHORTS	\$ 23.33	\$ -	\$ -	\$ -	0%
Revenue	20	<b>600 Total</b>			\$ 21,473,490.02	\$ 21,483,115.00	\$ 26,011,222.00	\$ 4,528,107.00	-97%
Revenue	<b>20 Total</b>				\$ 21,473,490.02	\$ 21,483,115.00	\$ 26,011,222.00	\$ 4,528,107.00	-97%
Revenue	23								
Revenue	23	<b>301</b>							
Revenue	23	301		<b>FEMA</b>					
Revenue	23	301	FEMA	FEDERAL GOVT GRANTS-FEMA	\$ -	\$ 6,500,000.00	\$ -	\$ (6,500,000.00)	-100%
Revenue	23	<b>301 Total</b>			\$ -	\$ 6,500,000.00	\$ -	\$ (6,500,000.00)	-100%
Revenue	<b>23 Total</b>				\$ -	\$ 6,500,000.00	\$ -	\$ (6,500,000.00)	-100%
Revenue	24								
Revenue	24	<b>424</b>							
Revenue	24	424		<b>OPIOID SETTLEMENT</b>					
Revenue	24	424	OPIOID SETTLEMENT	FUND BALANCE APPROPRIATED	\$ -	\$ 175,012.00	\$ -	\$ (175,012.00)	-100%
Revenue	24	424	OPIOID SETTLEMENT	ST OPIOID SETTLEMENT	\$ 1,979,887.75	\$ 545,000.00	\$ -	\$ (545,000.00)	-100%
Revenue	24	<b>424 Total</b>			\$ 1,979,887.75	\$ 720,012.00	\$ -	\$ (720,012.00)	-200%
Revenue	<b>24 Total</b>				\$ 1,979,887.75	\$ 720,012.00	\$ -	\$ (720,012.00)	-200%
Revenue	25								
Revenue	25	<b>431</b>							
Revenue	25	431		<b>2012 REVALUATION</b>					
Revenue	25	431	2012 REVALUATION	ADMIN SERVICES ALLOCATION	\$ -	\$ 50,000.00	\$ -	\$ (50,000.00)	-100%
Revenue	25	431	2012 REVALUATION	CONTRIBUTIONS FROM PRI FD	\$ -	\$ -	\$ -	\$ -	0%
Revenue	25	<b>431 Total</b>			\$ -	\$ 50,000.00	\$ -	\$ (50,000.00)	-100%
Revenue	<b>25 Total</b>				\$ -	\$ 50,000.00	\$ -	\$ (50,000.00)	-100%
Revenue	26								
Revenue	26	<b>000</b>							
Revenue	26	000		<b>NON DEPARTMENTAL</b>					
Revenue	26	000	NON DEPARTMENTAL	CAPITAL LEASE PROCEEDS	\$ 22,512.00	\$ -	\$ -	\$ -	0%
Revenue	26	<b>000 Total</b>			\$ 22,512.00	\$ -	\$ -	\$ -	0%
Revenue	26	<b>454</b>							
Revenue	26	454		<b>E911 TELEPHONE SYSTEM</b>					
Revenue	26	454	E911 TELEPHONE SYSTEM	CONTRIBUTIONS FROM PRI FD	\$ -	\$ -	\$ -	\$ -	0%
Revenue	26	454	E911 TELEPHONE SYSTEM	FUND BALANCE APPROPRIATED	\$ -	\$ 1,312,089.00	\$ 301,620.00	\$ (1,010,469.00)	-77%
Revenue	26	454	E911 TELEPHONE SYSTEM	INTEREST ON INVESTMENTS	\$ 52,559.93	\$ -	\$ 20,000.00	\$ 20,000.00	0%
Revenue	26	454	E911 TELEPHONE SYSTEM	OTHER TAX-911 SURCHARGE	\$ 177,188.04	\$ -	\$ -	\$ -	0%
Revenue	26	454	E911 TELEPHONE SYSTEM	STATE GOVERNMENT GRANTS	\$ -	\$ -	\$ 37,200.00	\$ 37,200.00	0%
Revenue	26	<b>454 Total</b>			\$ 229,747.97	\$ 1,312,089.00	\$ 358,820.00	\$ (953,269.00)	-77%



Fiscal Year 2025-2026 Annual Budget

Account Type	Fund#	Dept #	Department Description	Account Description	Actuals FY23-24	Amended Budget FY24-25	Manager's Budget FY25-26	Change from Amend	% Change from Amend
Revenue	26								
Revenue	<b>26 Total</b>				\$ 252,259.97	\$ 1,312,089.00	\$ 358,820.00	\$ (953,269.00)	-77%
Revenue	27								
Revenue	27	<b>434</b>							
Revenue	27	434	ARP						
Revenue	27	434	ARP	FEDERAL GOVT GRANTS	\$ 6,116,356.27	\$ 1,251,735.00	\$ -	\$ (1,251,735.00)	-100%
Revenue	27	434	ARP	FUND BALANCE APPROPRIATED	\$ -	\$ -	\$ -	\$ -	0%
Revenue	27	434	ARP	INTEREST ON INVESTMENTS	\$ 37,570.58	\$ -	\$ -	\$ -	0%
Revenue	27	<b>434 Total</b>			\$ 6,153,926.85	\$ 1,251,735.00	\$ -	\$ (1,251,735.00)	-100%
Revenue	<b>27 Total</b>				\$ 6,153,926.85	\$ 1,251,735.00	\$ -	\$ (1,251,735.00)	-100%
Revenue	28								
Revenue	28	<b>452</b>							
Revenue	28	452	VOLUNTEER FIRE DEPTS						
Revenue	28	452	VOLUNTEER FIRE DEPTS	AD VALOREM TAXES	\$ 3,548,754.31	\$ -	\$ -	\$ -	0%
Revenue	28	452	VOLUNTEER FIRE DEPTS	AD VALOREM TAXES - 2025	\$ -	\$ -	\$ 4,348,537.00	\$ 4,348,537.00	0%
Revenue	28	452	VOLUNTEER FIRE DEPTS	AD VALOREM TAXES-2009	\$ -	\$ -	\$ -	\$ -	0%
Revenue	28	452	VOLUNTEER FIRE DEPTS	AD VALOREM TAXES-2010	\$ -	\$ -	\$ -	\$ -	0%
Revenue	28	452	VOLUNTEER FIRE DEPTS	AD VALOREM TAXES-2011	\$ -	\$ -	\$ -	\$ -	0%
Revenue	28	452	VOLUNTEER FIRE DEPTS	AD VALOREM TAXES-2012	\$ -	\$ -	\$ -	\$ -	0%
Revenue	28	452	VOLUNTEER FIRE DEPTS	AD VALOREM TAXES-2013	\$ 71.97	\$ -	\$ -	\$ -	0%
Revenue	28	452	VOLUNTEER FIRE DEPTS	AD VALOREM TAXES-2014	\$ 407.25	\$ -	\$ -	\$ -	0%
Revenue	28	452	VOLUNTEER FIRE DEPTS	AD VALOREM TAXES-2015	\$ 531.46	\$ -	\$ -	\$ -	0%
Revenue	28	452	VOLUNTEER FIRE DEPTS	AD VALOREM TAXES-2016	\$ 1,156.72	\$ -	\$ -	\$ -	0%
Revenue	28	452	VOLUNTEER FIRE DEPTS	AD VALOREM TAXES-2017	\$ 2,773.95	\$ -	\$ -	\$ -	0%
Revenue	28	452	VOLUNTEER FIRE DEPTS	AD VALOREM TAXES-2018	\$ 3,080.75	\$ -	\$ -	\$ -	0%
Revenue	28	452	VOLUNTEER FIRE DEPTS	AD VALOREM TAXES-2019	\$ 3,592.30	\$ -	\$ -	\$ -	0%
Revenue	28	452	VOLUNTEER FIRE DEPTS	AD VALOREM TAXES-2020	\$ 6,388.48	\$ -	\$ -	\$ -	0%
Revenue	28	452	VOLUNTEER FIRE DEPTS	AD VALOREM TAXES-2021	\$ 14,339.99	\$ -	\$ -	\$ -	0%
Revenue	28	452	VOLUNTEER FIRE DEPTS	AD VALOREM TAXES-2022	\$ 38,562.78	\$ -	\$ -	\$ -	0%
Revenue	28	452	VOLUNTEER FIRE DEPTS	AD VALOREM TAXES-2024	\$ -	\$ 4,057,360.00	\$ -	\$ (4,057,360.00)	-100%
Revenue	28	452	VOLUNTEER FIRE DEPTS	AD VALOREM TX-2019 NCVTS	\$ -	\$ -	\$ -	\$ -	0%
Revenue	28	452	VOLUNTEER FIRE DEPTS	AD VALOREM TX-2020 NCVTS	\$ -	\$ -	\$ -	\$ -	0%
Revenue	28	452	VOLUNTEER FIRE DEPTS	AD VALOREM TX-2021 NCVTS	\$ -	\$ -	\$ -	\$ -	0%
Revenue	28	452	VOLUNTEER FIRE DEPTS	AD VALOREM TX-2022 NCVTS	\$ -	\$ -	\$ -	\$ -	0%
Revenue	28	452	VOLUNTEER FIRE DEPTS	AD VALOREM TX-2023 NCVTS	\$ (170.78)	\$ -	\$ -	\$ -	0%
Revenue	28	452	VOLUNTEER FIRE DEPTS	AD VALOREM TX-2024 NCVTS	\$ 493,253.88	\$ -	\$ -	\$ -	0%
Revenue	28	452	VOLUNTEER FIRE DEPTS	AD VALOREM TX-2025 NCVTS	\$ -	\$ -	\$ -	\$ -	0%
Revenue	28	452	VOLUNTEER FIRE DEPTS	AD VALOREM TX-2026 NCVTS	\$ -	\$ -	\$ 425,592.00	\$ 425,592.00	0%
Revenue	28	452	VOLUNTEER FIRE DEPTS	DISCOUNTS ON TAXES	\$ (10,251.90)	\$ -	\$ -	\$ -	0%
Revenue	28	452	VOLUNTEER FIRE DEPTS	FUND BALANCE APPROPRIATED	\$ -	\$ 1,249,693.00	\$ 701,821.22	\$ (547,871.78)	-44%
Revenue	28	452	VOLUNTEER FIRE DEPTS	INTEREST ON DELINQUENT TA	\$ 24,345.37	\$ 10,000.00	\$ 10,000.00	\$ -	0%
Revenue	28	452	VOLUNTEER FIRE DEPTS	INTEREST ON INVESTMENTS	\$ 83,363.01	\$ 15,000.00	\$ 15,000.00	\$ -	0%
Revenue	28	452	VOLUNTEER FIRE DEPTS	LOCAL OPTION SALES TAX	\$ 1,474,882.63	\$ 1,714,374.00	\$ 1,765,805.22	\$ 51,431.22	3%
Revenue	28	452	VOLUNTEER FIRE DEPTS	OTHER UNITS SHARE BUD EXP	\$ -	\$ -	\$ -	\$ -	0%
Revenue	28	452	VOLUNTEER FIRE DEPTS	SETTLEMENT OVERS/SHORTS	\$ 16.10	\$ -	\$ -	\$ -	0%
Revenue	28	452	VOLUNTEER FIRE DEPTS	STATE GOVERNMENT GRANTS	\$ 714,397.41	\$ -	\$ -	\$ -	0%
Revenue	28	<b>452 Total</b>			\$ 6,399,495.68	\$ 7,046,427.00	\$ 7,266,755.44	\$ 220,328.44	-141%
Revenue	<b>28 Total</b>				\$ 6,399,495.68	\$ 7,046,427.00	\$ 7,266,755.44	\$ 220,328.44	-141%
Revenue	29								
Revenue	29	<b>493</b>							
Revenue	29	493	HOUSING REHAB GRANT						
Revenue	29	493	HOUSING REHAB GRANT	STATE COVID RELIEF FUNDS	\$ -	\$ -	\$ -	\$ -	0%
Revenue	29	<b>493 Total</b>			\$ -	\$ -	\$ -	\$ -	0%
Revenue	<b>29 Total</b>				\$ -	\$ -	\$ -	\$ -	0%
Revenue	30								
Revenue	30	<b>800</b>							
Revenue	30	800	DEBT SERVICE						
Revenue	30	800	DEBT SERVICE	CONTRIBUTIONS FROM PRI FD	\$ 3,308,315.19	\$ 3,562,670.00	\$ 2,158,832.08	\$ (1,403,837.92)	-39%
Revenue	30	800	DEBT SERVICE	FEDERAL - OTHER REVENUES	\$ 19,420.41	\$ -	\$ -	\$ -	0%
Revenue	30	800	DEBT SERVICE	OTHER UNITS SHARE BUD EXP	\$ 1,748,608.36	\$ 1,484,123.00	\$ 982,070.00	\$ (502,053.00)	-34%
Revenue	30	800	DEBT SERVICE	PROCEEDS FROM DEBT	\$ -	\$ -	\$ -	\$ -	0%
Revenue	30	800	DEBT SERVICE	TRANSFER FM CAP PROJ	\$ -	\$ -	\$ -	\$ -	0%
Revenue	30	800	DEBT SERVICE	TRANSFERS FM LOTTERY-107	\$ -	\$ 600,000.00	\$ 600,000.00	\$ -	0%
Revenue	30	800	DEBT SERVICE	TRANSFERS FM SCH 1/2 CENT	\$ 2,910,246.51	\$ 1,689,825.00	\$ 1,442,269.00	\$ (247,556.00)	-15%
Revenue	30	<b>800 Total</b>			\$ 7,986,590.47	\$ 7,336,618.00	\$ 5,183,171.08	\$ (2,153,446.92)	-88%
Revenue	<b>30 Total</b>				\$ 7,986,590.47	\$ 7,336,618.00	\$ 5,183,171.08	\$ (2,153,446.92)	-88%
Revenue	40								
Revenue	40	<b>000</b>							
Revenue	40	000	NON DEPARTMENTAL						
Revenue	40	000	NON DEPARTMENTAL	IT SUBSCRIPTION PROCEEDS (GASB96)	\$ -	\$ -	\$ -	\$ -	0%
Revenue	40	<b>000 Total</b>			\$ -	\$ -	\$ -	\$ -	0%



Account Type	Fund#	Dept #	Department Description	Account Description	Actuals FY23-24	Amended Budget FY24-25	Manager's Budget FY25-26	Change from Amend	% Change from Amend
Revenue	40								
Revenue	40	210							
Revenue	40	210	CAPITAL PROJECTS GENERAL						
Revenue	40	210	CAPITAL PROJECTS GENEF CONTRIBUTIONS FM REIM RESOLUTION		\$ -	\$ -	\$ -	\$ -	0%
Revenue	40	210	CAPITAL PROJECTS GENEF CONTRIBUTIONS FROM PRI FD		\$ -	\$ -	\$ -	\$ -	0%
Revenue	40	210	CAPITAL PROJECTS GENEF FUND BALANCE APPROPRIATED		\$ -	\$ 164,843.00	\$ -	\$ (164,843.00)	-100%
Revenue	40	210	CAPITAL PROJECTS GENEF LOCAL REVENUES		\$ -	\$ -	\$ -	\$ -	0%
Revenue	40	210	CAPITAL PROJECTS GENEF PRIOR YEARS		\$ -	\$ -	\$ -	\$ -	0%
Revenue	40	210	CAPITAL PROJECTS GENEF TRANSFERS FM CAP RESERVE		\$ 959,226.71	\$ 2,704,000.00	\$ 1,875,000.00	\$ (829,000.00)	-31%
Revenue	40	210 Total			\$ 959,226.71	\$ 2,868,843.00	\$ 1,875,000.00	\$ (993,843.00)	-131%
Revenue	40	225							
Revenue	40	225	CAP PROJ-COMM PARTNERSHIP						
Revenue	40	225	CAP PROJ-COMM PARTNEI CONTRIBUTIONS FROM PRI FD		\$ -	\$ 197,500.00	\$ -	\$ (197,500.00)	-100%
Revenue	40	225	CAP PROJ-COMM PARTNEI TRANSFERS FM CAP RESERVE		\$ 350,000.00	\$ 250,000.00	\$ -	\$ (250,000.00)	-100%
Revenue	40	225	CAP PROJ-COMM PARTNEI TRANSFERS FM SCH 1/2 CENT		\$ -	\$ 100,000.00	\$ -	\$ (100,000.00)	-100%
Revenue	40	225 Total			\$ 350,000.00	\$ 547,500.00	\$ -	\$ (547,500.00)	-300%
Revenue	40	238							
Revenue	40	238	GRAHAM SCHOOL/TACC PROJ						
Revenue	40	238	GRAHAM SCHOOL/TACC P CONTRIBUTIONS FROM PRI FD		\$ -	\$ -	\$ -	\$ -	0%
Revenue	40	238 Total			\$ -	\$ -	\$ -	\$ -	0%
Revenue	40	241							
Revenue	40	241	CAP PROJ-EMS BELWOOD						
Revenue	40	241	CAP PROJ-EMS BELWOOD TRANSFERS FM CAP RESERVE		\$ -	\$ -	\$ -	\$ -	0%
Revenue	40	241 Total			\$ -	\$ -	\$ -	\$ -	0%
Revenue	40	243							
Revenue	40	243	CAP PROJ-AMERICAN RED CROSS BLDG						
Revenue	40	243	CAP PROJ-AMERICAN RED CONTRIBUTIONS FM REIM RESOLUTION		\$ -	\$ -	\$ -	\$ -	0%
Revenue	40	243 Total			\$ -	\$ -	\$ -	\$ -	0%
Revenue	40	255							
Revenue	40	255	CAP PROJ-LGRD STORMWATER						
Revenue	40	255	CAP PROJ-LGRD STORMW. STATE GOVERNMENT GRANTS		\$ 88,000.00	\$ -	\$ -	\$ -	0%
Revenue	40	255 Total			\$ 88,000.00	\$ -	\$ -	\$ -	0%
Revenue	40 Total				\$ 1,397,226.71	\$ 3,416,343.00	\$ 1,875,000.00	\$ (1,541,343.00)	-431%
Revenue	41								
Revenue	41	209							
Revenue	41	209	CAPITAL RESERVE GENERAL						
Revenue	41	209	CAPITAL RESERVE GENERA CONTRIBUTIONS FROM PRI FD		\$ 1,495,113.52	\$ 2,954,000.00	\$ -	\$ (2,954,000.00)	-100%
Revenue	41	209	CAPITAL RESERVE GENERA FUND BALANCE APPROPRIATED		\$ -	\$ 3,887,970.00	\$ 1,875,000.00	\$ (2,012,970.00)	-52%
Revenue	41	209	CAPITAL RESERVE GENERA INTEREST ON INVESTMENTS		\$ 46,006.41	\$ -	\$ -	\$ -	0%
Revenue	41	209	CAPITAL RESERVE GENERA LOCAL REVENUES		\$ -	\$ -	\$ -	\$ -	0%
Revenue	41	209 Total			\$ 1,541,119.93	\$ 6,841,970.00	\$ 1,875,000.00	\$ (4,966,970.00)	-152%
Revenue	41 Total				\$ 1,541,119.93	\$ 6,841,970.00	\$ 1,875,000.00	\$ (4,966,970.00)	-152%
Revenue	42								
Revenue	42	105							
Revenue	42	105	SCHOOLS 1/2 CT						
Revenue	42	105	SCHOOLS 1/2 CT	FUND BALANCE APPROPRIATED	\$ -	\$ -	\$ -	\$ -	0%
Revenue	42	105	SCHOOLS 1/2 CT	INTEREST ON INVESTMENTS	\$ 565,067.14	\$ -	\$ 500,000.00	\$ 500,000.00	0%
Revenue	42	105	SCHOOLS 1/2 CT	INTERFUND TRANSFERS	\$ 2,497,484.81	\$ 1,990,753.00	\$ 1,618,860.00	\$ (371,893.00)	-19%
Revenue	42	105	SCHOOLS 1/2 CT	LOCAL OPTION SALES TAX	\$ 5,148,006.29	\$ 4,552,113.00	\$ 4,688,676.39	\$ 136,563.39	3%
Revenue	42	105	SCHOOLS 1/2 CT	LOCAL REV-CCS FOR SRO	\$ 14,379.38	\$ -	\$ -	\$ -	0%
Revenue	42	105 Total			\$ 8,224,937.62	\$ 6,542,866.00	\$ 6,807,536.39	\$ 264,670.39	-16%
Revenue	42	107							
Revenue	42	107	PSBCF-EDUCATION LOTTERY						
Revenue	42	107	PSBCF-EDUCATION LOTTE INTEREST ON INVESTMENTS		\$ -	\$ -	\$ -	\$ -	0%
Revenue	42	107	PSBCF-EDUCATION LOTTE ST GRANT-PUB SCH BLDG CAP		\$ -	\$ 600,000.00	\$ 600,000.00	\$ -	0%
Revenue	42	107 Total			\$ -	\$ 600,000.00	\$ 600,000.00	\$ -	0%
Revenue	42 Total				\$ 8,224,937.62	\$ 7,142,866.00	\$ 7,407,536.39	\$ 264,670.39	-16%
Revenue	43								
Revenue	43	232							
Revenue	43	232	CAP PROJ ECONOMIC DEVELOP						
Revenue	43	232	CAP PROJ ECONOMIC DEV LOCAL REVENUES		\$ 100,000.00	\$ -	\$ -	\$ -	0%
Revenue	43	232 Total			\$ 100,000.00	\$ -	\$ -	\$ -	0%
Revenue	43 Total				\$ 100,000.00	\$ -	\$ -	\$ -	0%
Revenue	44	802							



Account Type	Fund#	Dept #	Department Description	Account Description	Actuals FY23-24	Amended Budget FY24-25	Manager's Budget FY25-26	Change from Amend	% Change from Amend
<b>REIMBURSEMENT RESOLUTION</b>									
Revenue	44	802		REIMBURSEMENT RESOLU FUND BALANCE APPROPRIATED	\$ -	\$ 420,469.00	\$ -	\$ (420,469.00)	-100%
Revenue	44	802		REIMBURSEMENT RESOLU INTEREST ON INVESTMENTS	\$ 189,137.85	\$ -	\$ -	\$ -	0%
Revenue	44	802		REIMBURSEMENT RESOLU INTERFUND TRANSFERS	\$ -	\$ -	\$ -	\$ -	0%
Revenue	44	802		REIMBURSEMENT RESOLU SALE OF LAND	\$ -	\$ -	\$ -	\$ -	0%
Revenue	44	<b>802 Total</b>			\$ 189,137.85	\$ 420,469.00	\$ -	\$ (420,469.00)	-100%
Revenue	<b>44 Total</b>				\$ 189,137.85	\$ 420,469.00	\$ -	\$ (420,469.00)	-100%
Revenue	54								
Revenue	54	473							
<b>DISPOSAL/LANDFILL</b>									
Revenue	54	473	DISPOSAL/LANDFILL	COLLECTION NSF CHECKS	\$ -	\$ -	\$ -	\$ -	0%
Revenue	54	473	DISPOSAL/LANDFILL	CONTRIBUTIONS/DONATIONS	\$ -	\$ -	\$ -	\$ -	0%
Revenue	54	473	DISPOSAL/LANDFILL	DEPARTMENTAL FEES	\$ 7,228,206.76	\$ 6,450,000.00	\$ 8,221,267.26	\$ 1,771,267.26	27%
Revenue	54	473	DISPOSAL/LANDFILL	FUND BALANCE APPROPRIATED	\$ -	\$ 3,646,341.00	\$ 1,337,440.05	\$ (2,308,900.95)	-63%
Revenue	54	473	DISPOSAL/LANDFILL	INTEREST ON INVESTMENTS	\$ 439,958.00	\$ -	\$ 300,000.00	\$ 300,000.00	0%
Revenue	54	473	DISPOSAL/LANDFILL	LOAN PROCEEDS	\$ -	\$ -	\$ 8,250,000.00	\$ 8,250,000.00	0%
Revenue	54	473	DISPOSAL/LANDFILL	MISCELLANEOUS REVENUE	\$ 80.35	\$ -	\$ -	\$ -	0%
Revenue	54	473	DISPOSAL/LANDFILL	OTHER TAX-SW DISPOSAL TAX	\$ 292,844.28	\$ 300,000.00	\$ -	\$ (300,000.00)	-100%
Revenue	54	473	DISPOSAL/LANDFILL	PAYMENT OVERS/SHORTS	\$ 126.92	\$ -	\$ -	\$ -	0%
Revenue	54	473	DISPOSAL/LANDFILL	S/W AFTER HOURS OPEN FEE	\$ -	\$ -	\$ -	\$ -	0%
Revenue	54	473	DISPOSAL/LANDFILL	S/W AFTER HRS OPEN MISC F	\$ 3,570.00	\$ 1,600.00	\$ 3,150.00	\$ 1,550.00	97%
Revenue	54	473	DISPOSAL/LANDFILL	S/W CITATIONS/PENALTIES	\$ 600.00	\$ 600.00	\$ 300.00	\$ (300.00)	-50%
Revenue	54	473	DISPOSAL/LANDFILL	S/W LITTER PREVENTION FEE	\$ 85,902.13	\$ 50,000.00	\$ -	\$ (50,000.00)	-100%
Revenue	54	473	DISPOSAL/LANDFILL	S/W TARP CITATIONS	\$ -	\$ -	\$ -	\$ -	0%
Revenue	54	473	DISPOSAL/LANDFILL	S/W TIRE-CLEAN FEE	\$ 1,630.19	\$ 1,500.00	\$ 1,382.04	\$ (117.96)	-8%
Revenue	54	473	DISPOSAL/LANDFILL	S/W UNSECURED LOAD FEE	\$ -	\$ -	\$ -	\$ -	0%
Revenue	54	473	DISPOSAL/LANDFILL	SALE OF FIXED ASSETS	\$ -	\$ -	\$ -	\$ -	0%
Revenue	54	473	DISPOSAL/LANDFILL	SALE OF SURPLUS EQ/SUPPLY	\$ -	\$ -	\$ -	\$ -	0%
Revenue	54	473	DISPOSAL/LANDFILL	SETTLEMENT OVERS/SHORTS	\$ 0.01	\$ -	\$ -	\$ -	0%
Revenue	54	473	DISPOSAL/LANDFILL	STATE GOVERNMENT GRANTS	\$ -	\$ -	\$ -	\$ -	0%
Revenue	54	<b>473 Total</b>			\$ 8,052,918.64	\$ 10,450,041.00	\$ 18,113,539.35	\$ 7,663,498.35	-197%
Revenue	54	474							
<b>COLLECTIONS/MANNED SITES</b>									
Revenue	54	474	COLLECTIONS/MANNED S	CONTRIBUTIONS FROM PRI FD	\$ -	\$ 13,000.00	\$ -	\$ (13,000.00)	-100%
Revenue	54	474	COLLECTIONS/MANNED S	FUND BALANCE APPROPRIATED	\$ -	\$ 628,390.00	\$ 765,337.20	\$ 136,947.20	22%
Revenue	54	474	COLLECTIONS/MANNED S	LANDFILL USER ASSMT-2010	\$ -	\$ -	\$ -	\$ -	0%
Revenue	54	474	COLLECTIONS/MANNED S	LANDFILL USER ASSMT-2011	\$ -	\$ -	\$ -	\$ -	0%
Revenue	54	474	COLLECTIONS/MANNED S	LANDFILL USER ASSMT-2012	\$ -	\$ -	\$ -	\$ -	0%
Revenue	54	474	COLLECTIONS/MANNED S	LANDFILL USER ASSMT-2013	\$ 409.20	\$ -	\$ -	\$ -	0%
Revenue	54	474	COLLECTIONS/MANNED S	LANDFILL USER ASSMT-2014	\$ 1,213.12	\$ -	\$ -	\$ -	0%
Revenue	54	474	COLLECTIONS/MANNED S	LANDFILL USER ASSMT-2015	\$ 1,726.56	\$ -	\$ -	\$ -	0%
Revenue	54	474	COLLECTIONS/MANNED S	LANDFILL USER ASSMT-2016	\$ 6,662.15	\$ -	\$ -	\$ -	0%
Revenue	54	474	COLLECTIONS/MANNED S	LANDFILL USER ASSMT-2017	\$ 2,711.70	\$ -	\$ -	\$ -	0%
Revenue	54	474	COLLECTIONS/MANNED S	LANDFILL USER ASSMT-2018	\$ 3,035.24	\$ -	\$ -	\$ -	0%
Revenue	54	474	COLLECTIONS/MANNED S	LANDFILL USER ASSMT-2019	\$ 4,963.43	\$ -	\$ -	\$ -	0%
Revenue	54	474	COLLECTIONS/MANNED S	LANDFILL USER ASSMT-2020	\$ 9,189.29	\$ -	\$ -	\$ -	0%
Revenue	54	474	COLLECTIONS/MANNED S	LANDFILL USER ASSMT-2021	\$ 20,939.04	\$ -	\$ -	\$ -	0%
Revenue	54	474	COLLECTIONS/MANNED S	LANDFILL USER ASSMT-2022	\$ 59,086.46	\$ -	\$ -	\$ -	0%
Revenue	54	474	COLLECTIONS/MANNED S	LANDFILL USER ASSMT-2023	\$ 2,130,003.69	\$ 35,000.00	\$ 23,052.24	\$ (11,947.76)	-34%
Revenue	54	474	COLLECTIONS/MANNED S	LANDFILL USER ASSMT-2024	\$ -	\$ 2,353,823.00	\$ -	\$ (2,353,823.00)	-100%
Revenue	54	474	COLLECTIONS/MANNED S	LANDFILL USER ASSMT-2025	\$ -	\$ -	\$ 2,424,437.69	\$ 2,424,437.69	0%
Revenue	54	474	COLLECTIONS/MANNED S	MISCELLANEOUS REVENUE	\$ 180.60	\$ -	\$ -	\$ -	0%
Revenue	54	474	COLLECTIONS/MANNED S	OTHER TAX-SCRAP TIRE DISP	\$ 191,993.68	\$ 160,000.00	\$ 193,091.39	\$ 33,091.39	21%
Revenue	54	474	COLLECTIONS/MANNED S	OTHER TAX-SW DISPOSAL TAX	\$ 59,709.25	\$ 58,000.00	\$ 59,917.25	\$ 1,917.25	3%
Revenue	54	474	COLLECTIONS/MANNED S	OTHER TAX-WHITE GOODS DIS	\$ 58,281.66	\$ 50,000.00	\$ 58,449.85	\$ 8,449.85	17%
Revenue	54	474	COLLECTIONS/MANNED S	RECYCLE CANS	\$ 4,042.75	\$ 4,000.00	\$ 3,968.00	\$ (32.00)	-1%
Revenue	54	474	COLLECTIONS/MANNED S	RECYCLE PAPER	\$ -	\$ -	\$ -	\$ -	0%
Revenue	54	474	COLLECTIONS/MANNED S	SALE OF BATTERIES	\$ 3,013.50	\$ 2,000.00	\$ 5,755.44	\$ 3,755.44	188%
Revenue	54	474	COLLECTIONS/MANNED S	SALE OF BULK OIL	\$ 133.14	\$ -	\$ -	\$ -	0%
Revenue	54	474	COLLECTIONS/MANNED S	SALE OF SCRAP METAL	\$ 140,189.66	\$ 120,000.00	\$ 144,782.87	\$ 24,782.87	21%
Revenue	54	474	COLLECTIONS/MANNED S	STATE GOVERNMENT GRANTS	\$ 23,369.23	\$ -	\$ -	\$ -	0%
Revenue	54	<b>474 Total</b>			\$ 2,720,853.35	\$ 3,424,213.00	\$ 3,678,791.93	\$ 254,578.93	36%
Revenue	<b>54 Total</b>				\$ 10,773,771.99	\$ 13,874,254.00	\$ 21,792,331.28	\$ 7,918,077.28	-161%
Revenue	55								
Revenue	55	480							
<b>LEGRAND CENTER</b>									
Revenue	55	480	LEGRAND CENTER	ADMIN SERVICES ALLOCATION	\$ 646,068.93	\$ 810,622.00	\$ 707,112.00	\$ (103,510.00)	-13%
Revenue	55	480	LEGRAND CENTER	BARTENDER FEES	\$ 6,485.70	\$ 5,000.00	\$ 5,000.00	\$ -	0%
Revenue	55	480	LEGRAND CENTER	CATERER VENUE FEES-NON TAXABLE	\$ 1,650.00	\$ 2,000.00	\$ 2,500.00	\$ 500.00	25%
Revenue	55	480	LEGRAND CENTER	COLLECTION NSF CHECKS	\$ -	\$ -	\$ -	\$ -	0%
Revenue	55	480	LEGRAND CENTER	DEPARTMENTAL FEES	\$ 10,842.49	\$ 10,000.00	\$ 10,000.00	\$ -	0%
Revenue	55	480	LEGRAND CENTER	EVENT SECURITY FEES	\$ 3,552.50	\$ 2,500.00	\$ 3,000.00	\$ 500.00	20%



Account Type	Fund#	Dept #	Department Description	Account Description	Actuals FY23-24	Amended Budget FY24-25	Manager's Budget FY25-26	Change from Amend	% Change from Amend
Revenue	55	480	LEGRAND CENTER	MISCELLANEOUS REVENUE	\$ 968.38	\$ 2,500.00	\$ 2,500.00	\$ -	0%
Revenue	55	480	LEGRAND CENTER	PAYMENT OVERS/SHORTS	\$ (12.89)	\$ -	\$ -	\$ -	0%
Revenue	55	480	LEGRAND CENTER	RENTS	\$ 198,813.29	\$ 170,000.00	\$ 120,000.00	\$ (50,000.00)	-29%
Revenue	55	480	LEGRAND CENTER	SALE OF ALCOHOLIC BEVERAG	\$ 28,972.21	\$ 25,000.00	\$ 25,000.00	\$ -	0%
Revenue	55	<b>480 Total</b>			\$ 897,340.61	\$ 1,027,622.00	\$ 875,112.00	\$ (152,510.00)	3%
Revenue	<b>55 Total</b>				\$ 897,340.61	\$ 1,027,622.00	\$ 875,112.00	\$ (152,510.00)	3%
Revenue	60								
Revenue	60	<b>650</b>							
Revenue	60	650	WORKERS COMPENSATION						
Revenue	60	650	WORKERS COMPENSATIOI	ADMIN SERVICES ALLOCATION	\$ 399,674.90	\$ 393,499.00	\$ 259,400.00	\$ (134,099.00)	-34%
Revenue	60	650	WORKERS COMPENSATIOI	FUND BALANCE APPROPRIATED	\$ -	\$ 100,000.00	\$ 100,000.00	\$ -	0%
Revenue	60	650	WORKERS COMPENSATIOI	INSURANCE SETTLEMENT	\$ 9,529.96	\$ 10,000.00	\$ 10,000.00	\$ -	0%
Revenue	60	650	WORKERS COMPENSATIOI	INTEREST ON INVESTMENTS	\$ 8,451.67	\$ 3,000.00	\$ 8,000.00	\$ 5,000.00	167%
Revenue	60	650	WORKERS COMPENSATIOI	TRANSFERS FR S/W DISPOSAL	\$ 205,901.00	\$ 205,901.00	\$ 220,000.00	\$ 14,099.00	7%
Revenue	60	650	WORKERS COMPENSATIOI	TRANSFERS FR SOC SER FUND	\$ -	\$ 117,600.00	\$ 117,600.00	\$ -	0%
Revenue	60	<b>650 Total</b>			\$ 623,557.53	\$ 830,000.00	\$ 715,000.00	\$ (115,000.00)	139%
Revenue	60	<b>651</b>							
Revenue	60	651	PROPERTY/LIABILITY						
Revenue	60	651	PROPERTY/LIABILITY	ADMIN SERVICES ALLOCATION	\$ 1,408,237.97	\$ 1,067,636.00	\$ 1,373,936.00	\$ 306,300.00	29%
Revenue	60	651	PROPERTY/LIABILITY	EARL SCRUGGS INS PRM REIM	\$ -	\$ -	\$ -	\$ -	0%
Revenue	60	651	PROPERTY/LIABILITY	FUND BALANCE APPROPRIATED	\$ -	\$ -	\$ -	\$ -	0%
Revenue	60	651	PROPERTY/LIABILITY	INS SETTLEMENT/RISK MGMT FEES-EMPL	\$ -	\$ -	\$ -	\$ -	0%
Revenue	60	651	PROPERTY/LIABILITY	INSURANCE SETTLEMENT	\$ 277,044.45	\$ 100,000.00	\$ 110,000.00	\$ 10,000.00	10%
Revenue	60	651	PROPERTY/LIABILITY	INTEREST ON INVESTMENTS	\$ -	\$ -	\$ -	\$ -	0%
Revenue	60	651	PROPERTY/LIABILITY	TRANSFERS FR S/W DISPOSAL	\$ 91,300.00	\$ 91,300.00	\$ 100,000.00	\$ 8,700.00	10%
Revenue	60	<b>651 Total</b>			\$ 1,776,582.42	\$ 1,258,936.00	\$ 1,583,936.00	\$ 325,000.00	48%
Revenue	<b>60 Total</b>				\$ 2,400,139.95	\$ 2,088,936.00	\$ 2,298,936.00	\$ 210,000.00	188%
Revenue	65								
Revenue	65	<b>981</b>							
Revenue	65	981	FUND TRANSFERS						
Revenue	65	981	FUND TRANSFERS	ADMIN SERVICES ALLOCATION	\$ 997,960.12	\$ 191,000.00	\$ 191,000.00	\$ -	0%
Revenue	65	981	FUND TRANSFERS	BCBS EMPLOYER HLTH PREM	\$ 12,096,475.34	\$ 11,220,000.00	\$ 12,000,000.00	\$ 780,000.00	7%
Revenue	65	981	FUND TRANSFERS	EMP CONTRIB EHW PROGRAMS	\$ -	\$ -	\$ -	\$ -	0%
Revenue	65	981	FUND TRANSFERS	FUND BALANCE APPROPRIATED	\$ -	\$ 1,382,907.00	\$ 1,452,591.82	\$ 69,684.82	5%
Revenue	65	<b>981 Total</b>			\$ 13,094,435.46	\$ 12,793,907.00	\$ 13,643,591.82	\$ 849,684.82	12%
Revenue	<b>65 Total</b>				\$ 13,094,435.46	\$ 12,793,907.00	\$ 13,643,591.82	\$ 849,684.82	12%
Revenue	66								
Revenue	66	<b>661</b>							
Revenue	66	661	DENTAL INSURANCE						
Revenue	66	661	DENTAL INSURANCE	DENTAL INSURANCE PREMIUMS	\$ 223,477.98	\$ 240,000.00	\$ 240,000.00	\$ -	0%
Revenue	66	661	DENTAL INSURANCE	INTEREST ON INVESTMENTS	\$ 13,273.52	\$ -	\$ -	\$ -	0%
Revenue	66	<b>661 Total</b>			\$ 236,751.50	\$ 240,000.00	\$ 240,000.00	\$ -	0%
Revenue	<b>66 Total</b>				\$ 236,751.50	\$ 240,000.00	\$ 240,000.00	\$ -	0%
Revenue	70								
Revenue	70	<b>706</b>							
Revenue	70	706	DSS F/C CHRISTMAS/TRUST ACCTS						
Revenue	70	706	DSS F/C CHRISTMAS/TRUS	DSS F/C CHRISTMAS ACCT	\$ 662.74	\$ 5,000.00	\$ 5,000.00	\$ -	0%
Revenue	70	706	DSS F/C CHRISTMAS/TRUS	DSS TRUST ACCOUNT	\$ 276,648.91	\$ 300,000.00	\$ 300,000.00	\$ -	0%
Revenue	70	<b>706 Total</b>			\$ 277,311.65	\$ 305,000.00	\$ 305,000.00	\$ -	0%
Revenue	70	<b>744</b>							
Revenue	70	744	INMATE TRUST/COMMISSARY						
Revenue	70	744	INMATE TRUST/COMMISSA	INMATE COMMISSARY SALES	\$ 136,884.59	\$ 175,000.00	\$ 175,000.00	\$ -	0%
Revenue	70	744	INMATE TRUST/COMMISSA	INMATE TRUST ACCT	\$ 641,131.08	\$ 700,000.00	\$ 700,000.00	\$ -	0%
Revenue	70	<b>744 Total</b>			\$ 778,015.67	\$ 875,000.00	\$ 875,000.00	\$ -	0%
Revenue	<b>70 Total</b>				\$ 1,055,327.32	\$ 1,180,000.00	\$ 1,180,000.00	\$ -	0%
Revenue	71								
Revenue	71	<b>741</b>							
Revenue	71	741	FINES & FORFEITURES						
Revenue	71	741	FINES & FORFEITURES	FINES & FORFEITURES COLL	\$ 611,593.53	\$ 1,200,000.00	\$ 1,200,000.00	\$ -	0%
Revenue	71	<b>741 Total</b>			\$ 611,593.53	\$ 1,200,000.00	\$ 1,200,000.00	\$ -	0%
Revenue	<b>71 Total</b>				\$ 611,593.53	\$ 1,200,000.00	\$ 1,200,000.00	\$ -	0%
Revenue	470								
Revenue	470	<b>224</b>							
Revenue	470	224	FOOTHILLS COMMERCE CENTER						
Revenue	470	224	FOOTHILLS COMMERCE C	CONTRIBUTIONS FROM REIM RES	\$ -	\$ -	\$ -	\$ -	0%
Revenue	470	<b>224 Total</b>			\$ -	\$ -	\$ -	\$ -	0%



Account Type	Fund#	Dept #	Department Description	Account Description	Actuals FY23-24	Amended Budget FY24-25	Manager's Budget FY25-26	Change from Amend	% Change from Amend
Revenue	<b>470 Total</b>				\$ -	\$ -	\$ -	\$ -	0%
Revenue	474								
Revenue	474	<b>235</b>							
Revenue	474	235	CAP PROJ KMGD PHASE 5						
Revenue	474	235	CAP PROJ KMGD PHASE 5	CONTRIBUTIONS FROM PRI FD	\$ -	\$ -	\$ -	\$ -	0%
Revenue	474	235	CAP PROJ KMGD PHASE 5	LOCAL & OTHER GRANTS	\$ -	\$ -	\$ -	\$ -	0%
Revenue	474	<b>235 Total</b>			\$ -	\$ -	\$ -	\$ -	0%
Revenue	<b>474 Total</b>				\$ -	\$ -	\$ -	\$ -	0%
Revenue	479								
Revenue	479	<b>715</b>							
Revenue	479	715	IPWS ROAD/RAIL PROJ						
Revenue	479	715	IPWS ROAD/RAIL PROJ	FUND BALANCE APPROPRIATED	\$ -	\$ -	\$ -	\$ -	0%
Revenue	479	715	IPWS ROAD/RAIL PROJ	LOCAL REVENUES	\$ -	\$ -	\$ -	\$ -	0%
Revenue	479	715	IPWS ROAD/RAIL PROJ	STATE GOVERNMENT GRANTS	\$ -	\$ -	\$ -	\$ -	0%
Revenue	479	<b>715 Total</b>			\$ -	\$ -	\$ -	\$ -	0%
Revenue	<b>479 Total</b>				\$ -	\$ -	\$ -	\$ -	0%
Revenue	481								
Revenue	481	<b>232</b>							
Revenue	481	232	CAP PROJ ECONOMIC DEVELOP						
Revenue	481	232	CAP PROJ ECONOMIC DEV	CONTRIBUTIONS FM REIM RESOLUTION	\$ -	\$ -	\$ -	\$ -	0%
Revenue	481	<b>232 Total</b>			\$ -	\$ -	\$ -	\$ -	0%
Revenue	<b>481 Total</b>				\$ -	\$ -	\$ -	\$ -	0%
Revenue	482								
Revenue	482	<b>236</b>							
Revenue	482	236	CAP PROJ-CCS NORTH SHELBY						
Revenue	482	236	CAP PROJ-CCS NORTH SH	FUND BALANCE APPROPRIATED	\$ -	\$ -	\$ -	\$ -	0%
Revenue	482	236	CAP PROJ-CCS NORTH SH	INTEREST ON INVESTMENTS	\$ -	\$ -	\$ -	\$ -	0%
Revenue	482	236	CAP PROJ-CCS NORTH SH	LOAN PROCEEDS	\$ -	\$ -	\$ -	\$ -	0%
Revenue	482	<b>236 Total</b>			\$ -	\$ -	\$ -	\$ -	0%
Revenue	<b>482 Total</b>				\$ -	\$ -	\$ -	\$ -	0%
Revenue	485								
Revenue	485	<b>242</b>							
Revenue	485	242	CAP PROJ-ERP CONVERSION						
Revenue	485	242	CAP PROJ-ERP CONVERSIC	CONTRIBUTIONS FM REIM RESOLUTION	\$ -	\$ -	\$ -	\$ -	0%
Revenue	485	<b>242 Total</b>			\$ -	\$ -	\$ -	\$ -	0%
Revenue	<b>485 Total</b>				\$ -	\$ -	\$ -	\$ -	0%
Revenue	486								
Revenue	486	<b>245</b>							
Revenue	486	245	CAP PROJ-CLEV CO FAIR						
Revenue	486	245	CAP PROJ-CLEV CO FAIR	CONTRIBUTIONS FM REIM RESOLUTION	\$ -	\$ -	\$ -	\$ -	0%
Revenue	486	245	CAP PROJ-CLEV CO FAIR	CONTRIBUTIONS FROM PRI FD	\$ -	\$ 507,987.00	\$ -	\$ (507,987.00)	-100%
Revenue	486	245	CAP PROJ-CLEV CO FAIR	FUND BALANCE APPROPRIATED	\$ -	\$ 2,100,000.00	\$ -	\$ (2,100,000.00)	-100%
Revenue	486	245	CAP PROJ-CLEV CO FAIR	LOCAL REVENUES	\$ -	\$ -	\$ -	\$ -	0%
Revenue	486	245	CAP PROJ-CLEV CO FAIR	STATE GOVERNMENT GRANTS	\$ 856,494.19	\$ 477,523.00	\$ -	\$ (477,523.00)	-100%
Revenue	486	245	CAP PROJ-CLEV CO FAIR	TRANSFERS FM CAP RESERVE	\$ -	\$ 510,000.00	\$ -	\$ (510,000.00)	-100%
Revenue	486	<b>245 Total</b>			\$ 856,494.19	\$ 3,595,510.00	\$ -	\$ (3,595,510.00)	-400%
Revenue	<b>486 Total</b>				\$ 856,494.19	\$ 3,595,510.00	\$ -	\$ (3,595,510.00)	-400%
Revenue	487								
Revenue	487	<b>246</b>							
Revenue	487	246	CAP PROJ-SHELBY STAR						
Revenue	487	246	CAP PROJ-SHELBY STAR	CONTRIBUTIONS FM REIM RESOLUTION	\$ -	\$ -	\$ -	\$ -	0%
Revenue	487	246	CAP PROJ-SHELBY STAR	INTEREST ON INVESTMENTS	\$ -	\$ -	\$ -	\$ -	0%
Revenue	487	246	CAP PROJ-SHELBY STAR	LOAN PROCEEDS	\$ -	\$ -	\$ -	\$ -	0%
Revenue	487	<b>246 Total</b>			\$ -	\$ -	\$ -	\$ -	0%
Revenue	<b>487 Total</b>				\$ -	\$ -	\$ -	\$ -	0%
Revenue	488								
Revenue	488	<b>247</b>							
Revenue	488	247	CAP PROJ-MOUNTAIN SIDE DR						
Revenue	488	247	CAP PROJ-MOUNTAIN SIDE	CONTRIBUTIONS FM REIM RESOLUTION	\$ -	\$ -	\$ -	\$ -	0%
Revenue	488	<b>247 Total</b>			\$ -	\$ -	\$ -	\$ -	0%
Revenue	<b>488 Total</b>				\$ -	\$ -	\$ -	\$ -	0%
Revenue	489								
Revenue	489	<b>228</b>							
Revenue	489	228	CAP PROJ-SHELL BLDG #3						
Revenue	489	228	CAP PROJ-SHELL BLDG #3	BBT PROJ FD INTEREST	\$ -	\$ -	\$ -	\$ -	0%
Revenue	489	228	CAP PROJ-SHELL BLDG #3	FUND BALANCE APPROPRIATED	\$ -	\$ -	\$ -	\$ -	0%
Revenue	489	228	CAP PROJ-SHELL BLDG #3	LOAN PROCEEDS	\$ -	\$ -	\$ -	\$ -	0%



Account Type	Fund#	Dept #	Department Description	Account Description	Actuals FY23-24	Amended Budget FY24-25	Manager's Budget FY25-26	Change from Amend	% Change from Amend
Revenue	489	<b>228 Total</b>			\$ -	\$ -	\$ -	\$ -	0%
Revenue	<b>489 Total</b>				\$ -	\$ -	\$ -	\$ -	0%
Revenue	490								
Revenue	490	<b>244</b>							
Revenue	490	244		CAP PROJ-BOARD OF ELECTION (OLD SRS)					
Revenue	490	244		CAP PROJ-BOARD OF ELEC CONTRIBUTIONS FROM PRI FD	\$ -	\$ 1,324,360.00	\$ -	\$ (1,324,360.00)	-100%
Revenue	490	244		CAP PROJ-BOARD OF ELEC FUND BALANCE APPROPRIATED	\$ -	\$ 293,903.00	\$ -	\$ (293,903.00)	-100%
Revenue	490	244		CAP PROJ-BOARD OF ELEC TRANSFERS FM CAP RESERVE	\$ 19,324.95	\$ 456,097.00	\$ -	\$ (456,097.00)	-100%
Revenue	490	<b>244 Total</b>			\$ 19,324.95	\$ 2,074,360.00	\$ -	\$ (2,074,360.00)	-300%
Revenue	<b>490 Total</b>				\$ 19,324.95	\$ 2,074,360.00	\$ -	\$ (2,074,360.00)	-300%
Revenue	491								
Revenue	491	<b>248</b>							
Revenue	491	248		CAP PROJ-SHELL BLDG #4					
Revenue	491	248		CAP PROJ-SHELL BLDG #4 FUND BALANCE APPROPRIATED	\$ -	\$ -	\$ -	\$ -	0%
Revenue	491	248		CAP PROJ-SHELL BLDG #4 INTEREST ON INVESTMENTS	\$ -	\$ -	\$ -	\$ -	0%
Revenue	491	248		CAP PROJ-SHELL BLDG #4 LOAN PROCEEDS	\$ -	\$ -	\$ -	\$ -	0%
Revenue	491	248		CAP PROJ-SHELL BLDG #4 SALE OF CAPITAL ASSET	\$ -	\$ -	\$ -	\$ -	0%
Revenue	491	<b>248 Total</b>			\$ -	\$ -	\$ -	\$ -	0%
Revenue	<b>491 Total</b>				\$ -	\$ -	\$ -	\$ -	0%
Revenue	492								
Revenue	492	<b>249</b>							
Revenue	492	249		CAP PROJ-DSS RELOCATION					
Revenue	492	249		CAP PROJ-DSS RELOCATIC FUND BALANCE APPROPRIATED	\$ -	\$ -	\$ -	\$ -	0%
Revenue	492	249		CAP PROJ-DSS RELOCATIC LOAN PROCEEDS	\$ -	\$ -	\$ -	\$ -	0%
Revenue	492	249		CAP PROJ-DSS RELOCATIC TRANSFER FM CAPITAL RESERVE	\$ -	\$ -	\$ -	\$ -	0%
Revenue	492	<b>249 Total</b>			\$ -	\$ -	\$ -	\$ -	0%
Revenue	<b>492 Total</b>				\$ -	\$ -	\$ -	\$ -	0%
Revenue	493								
Revenue	493	<b>250</b>							
Revenue	493	250		CAP PROJ-JUSTICE CENTER CAMPUS					
Revenue	493	250		CAP PROJ-JUSTICE CENTEI CONTRIBUTIONS FM REIM RESOLUTION	\$ -	\$ -	\$ -	\$ -	0%
Revenue	493	250		CAP PROJ-JUSTICE CENTEI CONTRIBUTIONS FROM PRI FD	\$ -	\$ 16,628,692.00	\$ -	\$ (16,628,692.00)	-100%
Revenue	493	250		CAP PROJ-JUSTICE CENTEI FUND BALANCE APPROPRIATED	\$ -	\$ 2,427,594.00	\$ -	\$ (2,427,594.00)	-100%
Revenue	493	250		CAP PROJ-JUSTICE CENTEI INTEREST ON INVESTMENTS	\$ 208,921.34	\$ -	\$ -	\$ -	0%
Revenue	493	250		CAP PROJ-JUSTICE CENTEI STATE GOVERNMENT GRANTS	\$ 13,668,484.20	\$ 81,981,566.00	\$ -	\$ (81,981,566.00)	-100%
Revenue	493	<b>250 Total</b>			\$ 13,877,405.54	\$ 101,037,852.00	\$ -	\$ (101,037,852.00)	-300%
Revenue	<b>493 Total</b>				\$ 13,877,405.54	\$ 101,037,852.00	\$ -	\$ (101,037,852.00)	-300%
Revenue	494								
Revenue	494	<b>602</b>							
Revenue	494	602		PUBLIC SCHOOL BUILDING CPF					
Revenue	494	602		PUBLIC SCHOOL BUILDING ST GRANT-PUB SCH CAP	\$ 10,590,540.18	\$ 439,347.00	\$ -	\$ (439,347.00)	-100%
Revenue	494	<b>602 Total</b>			\$ 10,590,540.18	\$ 439,347.00	\$ -	\$ (439,347.00)	-100%
Revenue	<b>494 Total</b>				\$ 10,590,540.18	\$ 439,347.00	\$ -	\$ (439,347.00)	-100%
Revenue	495								
Revenue	495	<b>251</b>							
Revenue	495	251		CAP PROJ-CCHD EROSION CONTROL & REPAIR					
Revenue	495	251		CAP PROJ-CCHD EROSION CONTRIBUTIONS FM REIM RESOLUTION	\$ -	\$ -	\$ -	\$ -	0%
Revenue	495	<b>251 Total</b>			\$ -	\$ -	\$ -	\$ -	0%
Revenue	<b>495 Total</b>				\$ -	\$ -	\$ -	\$ -	0%
Revenue	496								
Revenue	496	<b>252</b>							
Revenue	496	252		CAP PROJ-BRGW IMPROVEMENTS					
Revenue	496	252		CAP PROJ-BRGW IMPROVE CONTRIBUTIONS FM REIM RESOLUTION	\$ 119,805.71	\$ 125,962.00	\$ -	\$ (125,962.00)	-100%
Revenue	496	252		CAP PROJ-BRGW IMPROVE FEDERAL GOVT GRANTS	\$ -	\$ 100,000.00	\$ -	\$ (100,000.00)	-100%
Revenue	496	<b>252 Total</b>			\$ 119,805.71	\$ 225,962.00	\$ -	\$ (225,962.00)	-200%
Revenue	<b>496 Total</b>				\$ 119,805.71	\$ 225,962.00	\$ -	\$ (225,962.00)	-200%
Revenue	497								
Revenue	497	<b>253</b>							
Revenue	497	253		CAPITAL PROJ-E911 CALL CTR					
Revenue	497	253		CAPITAL PROJ-E911 CALL ( CONTRIBUTIONS FM CAP RESERVE	\$ 26.27	\$ 2,517,948.00	\$ -	\$ (2,517,948.00)	-100%
Revenue	497	253		CAPITAL PROJ-E911 CALL ( FUND BALANCE APPROPRIATED	\$ -	\$ 95,982.00	\$ -	\$ (95,982.00)	-100%
Revenue	497	253		CAPITAL PROJ-E911 CALL ( INTEREST ON INVESTMENTS	\$ 10,995.86	\$ -	\$ -	\$ -	0%
Revenue	497	253		CAPITAL PROJ-E911 CALL ( STATE GOVERNMENT GRANTS	\$ 458,455.18	\$ 4,949,910.00	\$ -	\$ (4,949,910.00)	-100%
Revenue	497	<b>253 Total</b>			\$ 469,477.31	\$ 7,563,840.00	\$ -	\$ (7,563,840.00)	-300%
Revenue	<b>497 Total</b>				\$ 469,477.31	\$ 7,563,840.00	\$ -	\$ (7,563,840.00)	-300%
Revenue	497	<b>257</b>							
Revenue	497	257		Cap Proj-EOC					



Account Type	Fund#	Dept #	Department Description	Account Description	Actuals FY23-24	Amended Budget FY24-25	Manager's Budget FY25-26	Change from Amend	% Change from Amend
Revenue	497	257	Cap Proj-EOC	CONTRIBUTIONS FM CAP RESERVE	\$ -	\$ 501,467.00	\$ -	\$ (501,467.00)	-100%
Revenue	497	257	Cap Proj-EOC	STATE GOVERNMENT GRANT	\$ -	\$ 2,000,000.00	\$ -	\$ (2,000,000.00)	-100%
Revenue	497	<u>257 Total</u>			\$ -	\$ 2,501,467.00	\$ -	\$ (2,501,467.00)	-200%
Revenue	<b>497 Total</b>				\$ <b>469,477.31</b>	\$ <b>10,065,307.00</b>	\$ -	\$ <b>(10,065,307.00)</b>	<b>-500%</b>
Revenue	498								
Revenue	498	<b>254</b>							
Revenue	498	254		CAP PROJ-LEGRAND AV SYS					
Revenue	498	254		CAP PROJ-LEGRAND AV SY FUND BALANCE APPROPRIATED	\$ -	\$ 212,542.00	\$ -	\$ (212,542.00)	-100%
Revenue	498	254		CAP PROJ-LEGRAND AV SY TRANSFER FM CAPITAL RESERVE	\$ 212,542.00	\$ 412,458.00	\$ -	\$ (412,458.00)	-100%
Revenue	498	<u>254 Total</u>			\$ 212,542.00	\$ 625,000.00	\$ -	\$ (625,000.00)	-200%
Revenue	<b>498 Total</b>				\$ <b>212,542.00</b>	\$ <b>625,000.00</b>	\$ -	\$ <b>(625,000.00)</b>	<b>-200%</b>
Revenue	499								
Revenue	499	<b>256</b>							
Revenue	499	256		CAP PROJ-WACO SUBSTATION					
Revenue	499	256		CAP PROJ-WACO SUBSTAT CONTRIBUTIONS FROM PRI FD	\$ 6,000.00	\$ 12,400.00	\$ -	\$ (12,400.00)	-100%
Revenue	499	256		CAP PROJ-WACO SUBSTAT FUND BALANCE APPROPRIATED	\$ -	\$ 6,000.00	\$ -	\$ (6,000.00)	-100%
Revenue	499	<u>256 Total</u>			\$ 6,000.00	\$ 18,400.00	\$ -	\$ (18,400.00)	-200%
Revenue	<b>499 Total</b>				\$ <b>6,000.00</b>	\$ <b>18,400.00</b>	\$ -	\$ <b>(18,400.00)</b>	<b>-200%</b>
<b>Revenue Total</b>					\$ <b>258,479,659.05</b>	\$ <b>375,370,318.00</b>	\$ <b>242,715,726.29</b>	\$ <b>(132,654,591.71)</b>	<b>5410%</b>

Account Type	Fund#	Dept #	Department Description	Account Description	Actuals FY23-24	Amended Budget FY24-25	Manager's Budget FY25-26	Change from Amend	% Change from Amend
<b>Expense 10</b>									
<b>Expense 10 410</b>									
<b>GENERAL REVENUES</b>									
Expense	10	410	GENERAL REVENUES	Outside Agency Request-Non Profits	\$ -	\$ -	\$ 1,410,000.04	1,410,000.04	0%
Expense	10	410	GENERAL REVENUES	Outside Agency Request-Schools	\$ -	\$ -	\$ 3,808,872.02	3,808,872.02	0%
Expense	10	410	GENERAL REVENUES	Outside Agency Request-Towns	\$ -	\$ -	\$ 299,578.02	299,578.02	0%
Expense	10	410	GENERAL REVENUES	Outside Agency Request-VFD	\$ -	\$ -	\$ 120,000.01	120,000.01	0%
Expense	10	<b>410 Total</b>			\$ -	\$ -	\$ 5,638,450.09	5,638,450.09	0%
<b>Expense 10 411</b>									
<b>COMMISSIONERS</b>									
Expense	10	411	COMMISSIONERS	ADVERTISING/PROMOTIONS	\$ 2,955.00	\$ 16,371.00	\$ 14,000.00	\$ (2,371.00)	-14%
Expense	10	411	COMMISSIONERS	AUTOMOTIVE SUPPLIES	\$ 1,167.51	\$ 750.00	\$ 927.00	\$ 177.00	24%
Expense	10	411	COMMISSIONERS	AWARDS/APPRECIATION	\$ 23,715.25	\$ 28,000.00	\$ 21,200.00	\$ (6,800.00)	-24%
Expense	10	411	COMMISSIONERS	BOARD/COMMITTEE MEETG EXP	\$ 4,549.49	\$ 6,000.00	\$ 6,000.00	\$ -	0%
Expense	10	411	COMMISSIONERS	CAPITAL EQUIPMENT	\$ -	\$ -	\$ -	\$ -	0%
Expense	10	411	COMMISSIONERS	CLEVELAND CUP 5K	\$ 7,879.05	\$ 7,500.00	\$ 7,500.00	\$ -	0%
Expense	10	411	COMMISSIONERS	CONTRACTED SERVICES	\$ 10,150.00	\$ 6,199.00	\$ 6,199.00	\$ -	0%
Expense	10	411	COMMISSIONERS	CONTROLLED PROPERTY EXP	\$ -	\$ 10,580.00	\$ -	\$ (10,580.00)	-100%
Expense	10	411	COMMISSIONERS	DENTAL INSURANCE	\$ 900.00	\$ 900.00	\$ 900.00	\$ -	0%
Expense	10	411	COMMISSIONERS	DEPARTMENTAL SUPPLY	\$ 1,772.42	\$ 4,000.00	\$ 4,000.00	\$ -	0%
Expense	10	411	COMMISSIONERS	DONATIONS/CONTRI	\$ -	\$ 5,000.00	\$ -	\$ (5,000.00)	-100%
Expense	10	411	COMMISSIONERS	DUES/SUBSCRIPTIONS	\$ 84,983.84	\$ 90,000.00	\$ 97,372.00	\$ 7,372.00	8%
Expense	10	411	COMMISSIONERS	EMPLOYER 401K	\$ 2,987.14	\$ 3,710.00	\$ 3,848.40	\$ 138.40	4%
Expense	10	411	COMMISSIONERS	GRANTS	\$ 94,350.00	\$ 214,350.00	\$ 1.00	\$ (214,349.00)	-100%
Expense	10	411	COMMISSIONERS	HOSPITAL INSURANCE	\$ 52,800.00	\$ 52,800.00	\$ 52,800.00	\$ -	0%
Expense	10	411	COMMISSIONERS	MEDICARE TAXES	\$ 1,716.21	\$ 926.00	\$ 926.00	\$ -	0%
Expense	10	411	COMMISSIONERS	MOTOR FUELS/OILS	\$ 557.09	\$ 2,000.00	\$ 2,000.00	\$ -	0%
Expense	10	411	COMMISSIONERS	PENALTY EXPENSE	\$ -	\$ -	\$ -	\$ -	0%
Expense	10	411	COMMISSIONERS	POSTAGE	\$ 40.15	\$ 500.00	\$ 500.00	\$ -	0%
Expense	10	411	COMMISSIONERS	PROFESSIONAL SERV	\$ 6,140.30	\$ 15,000.00	\$ 10,195.00	\$ (4,805.00)	-32%
Expense	10	411	COMMISSIONERS	RENTAL/LEASE EQUIP/OTHER	\$ 2,900.52	\$ -	\$ -	\$ -	0%
Expense	10	411	COMMISSIONERS	RETIREMENT	\$ -	\$ 8,409.00	\$ 8,745.36	\$ 336.36	4%
Expense	10	411	COMMISSIONERS	SALARIES/WAGES-P/T	\$ -	\$ 2,000.00	\$ -	\$ (2,000.00)	-100%
Expense	10	411	COMMISSIONERS	SALARIES/WAGES-REG	\$ 116,058.64	\$ 115,050.00	\$ 117,523.20	\$ 2,473.20	2%
Expense	10	411	COMMISSIONERS	SOCIAL SECURITY TAXES	\$ 7,336.54	\$ 3,957.00	\$ 4,115.28	\$ 158.28	4%
Expense	10	411	COMMISSIONERS	TELECOMMUNICATIONS	\$ 2,228.45	\$ 3,000.00	\$ 2,000.00	\$ (1,000.00)	-33%
Expense	10	411	COMMISSIONERS	TRAVEL/TRAINING	\$ 15,447.60	\$ 24,409.00	\$ 26,780.00	\$ 2,371.00	10%
Expense	10	411	COMMISSIONERS	UNEMP COMPENSATION	\$ -	\$ 24,020.00	\$ 40,000.00	\$ 15,980.00	67%
Expense	10	411	COMMISSIONERS	UNIFORMS/CLOTHING	\$ 680.85	\$ -	\$ -	\$ -	0%
Expense	10	<b>411 Total</b>			\$ 441,316.05	\$ 645,431.00	\$ 427,532.24	\$ (217,898.76)	-382%
<b>Expense 10 412</b>									
<b>COUNTY MANAGER/ADMIN</b>									
Expense	10	412	COUNTY MANAGER/ADMIN	ADVERTISING/PROMOTIONS	\$ 10,300.00	\$ 36,300.00	\$ 10,000.00	\$ (26,300.00)	-72%
Expense	10	412	COUNTY MANAGER/ADMIN	AUTOMOTIVE SUPPLIES	\$ 313.83	\$ 1,000.00	\$ 1,000.00	\$ -	0%
Expense	10	412	COUNTY MANAGER/ADMIN	AWARDS/APPRECIATION	\$ -	\$ -	\$ 9,500.00	\$ 9,500.00	0%
Expense	10	412	COUNTY MANAGER/ADMIN	CAPITAL EQUIPMENT	\$ -	\$ -	\$ -	\$ -	0%
Expense	10	412	COUNTY MANAGER/ADMIN	CONTRACTED LABOR	\$ 127.50	\$ -	\$ -	\$ -	0%
Expense	10	412	COUNTY MANAGER/ADMIN	CONTRACTED SERVICES	\$ 11,848.77	\$ 12,000.00	\$ 12,000.00	\$ -	0%
Expense	10	412	COUNTY MANAGER/ADMIN	CONTROLLED PROPERTY EXP	\$ -	\$ -	\$ -	\$ -	0%
Expense	10	412	COUNTY MANAGER/ADMIN	DENTAL INSURANCE	\$ 1,575.00	\$ 1,896.00	\$ 1,896.00	\$ -	0%
Expense	10	412	COUNTY MANAGER/ADMIN	DEPARTMENTAL SUPPLY	\$ 2,687.69	\$ 7,000.00	\$ 4,000.00	\$ (3,000.00)	-43%
Expense	10	412	COUNTY MANAGER/ADMIN	DUES/SUBSCRIPTIONS	\$ 39,241.36	\$ 44,485.00	\$ 44,805.00	\$ 320.00	1%
Expense	10	412	COUNTY MANAGER/ADMIN	EMPLOYER 401K	\$ 43,222.58	\$ 44,574.00	\$ 44,574.00	\$ -	0%
Expense	10	412	COUNTY MANAGER/ADMIN	GARBAGE EXPENSE	\$ -	\$ -	\$ -	\$ -	0%
Expense	10	412	COUNTY MANAGER/ADMIN	HOSPITAL INSURANCE	\$ 87,930.00	\$ 98,916.00	\$ 98,916.00	\$ -	0%
Expense	10	412	COUNTY MANAGER/ADMIN	INSURANCE /BONDING	\$ -	\$ 800.00	\$ 800.00	\$ -	0%
Expense	10	412	COUNTY MANAGER/ADMIN	LICENSE/PERMIT/CERTIFCATE	\$ 192.00	\$ 250.00	\$ 250.00	\$ -	0%
Expense	10	412	COUNTY MANAGER/ADMIN	MAINT CONTRACTS-EQUIP	\$ 4,006.85	\$ 6,000.00	\$ 6,000.00	\$ -	0%
Expense	10	412	COUNTY MANAGER/ADMIN	MEDICARE TAXES	\$ 10,520.24	\$ 10,922.00	\$ 11,358.88	\$ 436.88	4%
Expense	10	412	COUNTY MANAGER/ADMIN	MISCELLANEOUS EXP	\$ 250.00	\$ -	\$ -	\$ -	0%
Expense	10	412	COUNTY MANAGER/ADMIN	MOTOR FUELS/OILS	\$ 185.09	\$ 1,000.00	\$ 1,000.00	\$ -	0%
Expense	10	412	COUNTY MANAGER/ADMIN	POSTAGE	\$ 1,108.71	\$ 1,500.00	\$ 1,500.00	\$ -	0%
Expense	10	412	COUNTY MANAGER/ADMIN	PROFESSIONAL SERV	\$ 14,952.83	\$ 15,314.00	\$ 10,000.00	\$ (5,314.00)	-35%
Expense	10	412	COUNTY MANAGER/ADMIN	RETIREMENT	\$ 90,334.81	\$ 101,035.00	\$ 105,076.40	\$ 4,041.40	4%
Expense	10	412	COUNTY MANAGER/ADMIN	SALARIES/WAGES-P/T	\$ 1,420.95	\$ 10,350.00	\$ 1,040.00	\$ (9,310.00)	-90%
Expense	10	412	COUNTY MANAGER/ADMIN	SALARIES/WAGES-REG	\$ 745,261.52	\$ 751,547.00	\$ 790,248.90	\$ 38,701.90	5%
Expense	10	412	COUNTY MANAGER/ADMIN	SOCIAL SECURITY TAXES	\$ 44,983.38	\$ 46,702.00	\$ 48,570.08	\$ 1,868.08	4%
Expense	10	412	COUNTY MANAGER/ADMIN	TELECOMMUNICATIONS	\$ 4,527.61	\$ 5,000.00	\$ 4,200.00	\$ (800.00)	-16%
Expense	10	412	COUNTY MANAGER/ADMIN	TRAVEL/TRAINING	\$ 10,845.87	\$ 33,360.00	\$ 24,720.00	\$ (8,640.00)	-26%
Expense	10	<b>412 Total</b>			\$ 1,125,836.59	\$ 1,229,951.00	\$ 1,231,455.26	\$ 1,504.26	-264%
<b>Expense 10 413</b>									

Account Type	Fund#	Dept #	Department Description	Account Description	Actuals FY23-24	Amended Budget FY24-25	Manager's Budget FY25-26	Change from Amend	% Change from Amend
Expense	10	413	FINANCE & PURCHASING						
Expense	10	413	FINANCE & PURCHASING	AUTOMOTIVE SUPPLIES	\$ 122.90	\$ 1,000.00	\$ 1,000.00	\$ -	0%
Expense	10	413	FINANCE & PURCHASING	AWARDS/APPRECIATION	\$ -	\$ 600.00	\$ 600.00	\$ -	0%
Expense	10	413	FINANCE & PURCHASING	CAPITAL EQUIPMENT	\$ -	\$ -	\$ -	\$ -	0%
Expense	10	413	FINANCE & PURCHASING	CONTRACTED LABOR	\$ 28,289.47	\$ 14,763.00	\$ 40,000.00	\$ 25,237.00	171%
Expense	10	413	FINANCE & PURCHASING	CONTRACTED SERVICES	\$ 188,340.57	\$ 105,110.00	\$ 159,895.00	\$ 54,785.00	52%
Expense	10	413	FINANCE & PURCHASING	CONTROLLED PROPERTY EXP	\$ -	\$ -	\$ -	\$ -	0%
Expense	10	413	FINANCE & PURCHASING	DENTAL INSURANCE	\$ 1,770.00	\$ 2,340.00	\$ 2,340.00	\$ -	0%
Expense	10	413	FINANCE & PURCHASING	DEPARTMENTAL SUPPLY	\$ 18,190.92	\$ 14,805.00	\$ 12,565.00	\$ (2,240.00)	-15%
Expense	10	413	FINANCE & PURCHASING	DUES/SUBSCRIPTIONS	\$ 9,230.94	\$ 5,232.00	\$ 5,332.00	\$ 100.00	2%
Expense	10	413	FINANCE & PURCHASING	EMPLOYER 401K	\$ 40,515.00	\$ 52,294.00	\$ 52,294.00	\$ -	0%
Expense	10	413	FINANCE & PURCHASING	HOSPITAL INSURANCE	\$ 135,300.00	\$ 184,800.00	\$ 184,800.00	\$ -	0%
Expense	10	413	FINANCE & PURCHASING	INSURANCE /BONDING	\$ 4,975.00	\$ 3,000.00	\$ 3,000.00	\$ -	0%
Expense	10	413	FINANCE & PURCHASING	LICENSE/PERMIT/CERTIFICATE	\$ -	\$ 195.00	\$ -	\$ (195.00)	-100%
Expense	10	413	FINANCE & PURCHASING	MAINT CONTRACTS-EQUIP	\$ 7,161.81	\$ 15,000.00	\$ 21,650.00	\$ 6,650.00	44%
Expense	10	413	FINANCE & PURCHASING	MEDICARE TAXES	\$ 9,470.00	\$ 12,750.00	\$ 13,260.00	\$ 510.00	4%
Expense	10	413	FINANCE & PURCHASING	MOTOR FUELS/OILS	\$ (958.11)	\$ 1,000.00	\$ 1,000.00	\$ -	0%
Expense	10	413	FINANCE & PURCHASING	PENALTY EXPENSE	\$ 3,571.29	\$ 1,000.00	\$ 1,000.00	\$ -	0%
Expense	10	413	FINANCE & PURCHASING	POSTAGE	\$ 29,557.72	\$ 28,700.00	\$ 32,700.00	\$ 4,000.00	14%
Expense	10	413	FINANCE & PURCHASING	PRIOR YEAR PAYABLE EXP	\$ -	\$ -	\$ -	\$ -	0%
Expense	10	413	FINANCE & PURCHASING	PROFESSIONAL SERV	\$ 71,673.23	\$ 71,375.00	\$ 73,525.00	\$ 2,150.00	3%
Expense	10	413	FINANCE & PURCHASING	RENT OF BUILDING/SPACE	\$ 15,000.00	\$ 15,000.00	\$ 15,000.00	\$ -	0%
Expense	10	413	FINANCE & PURCHASING	RETIREMENT	\$ 87,240.84	\$ 118,532.00	\$ 118,532.00	\$ -	0%
Expense	10	413	FINANCE & PURCHASING	SALARIES/WAGES-P/T	\$ -	\$ 7,763.00	\$ 8,073.52	\$ 310.52	4%
Expense	10	413	FINANCE & PURCHASING	SALARIES/WAGES-REG	\$ 680,792.48	\$ 863,799.00	\$ 906,424.50	\$ 42,625.50	5%
Expense	10	413	FINANCE & PURCHASING	SOCIAL SECURITY TAXES	\$ 40,492.02	\$ 54,518.00	\$ 56,698.72	\$ 2,180.72	4%
Expense	10	413	FINANCE & PURCHASING	TELECOMMUNICATIONS	\$ 1,030.98	\$ 3,000.00	\$ 1,750.00	\$ (1,250.00)	-42%
Expense	10	413	FINANCE & PURCHASING	TRAVEL/TRAINING	\$ 24,267.60	\$ 25,000.00	\$ 35,000.00	\$ 10,000.00	40%
Expense	10	413 Total			\$ 1,396,034.66	\$ 1,601,576.00	\$ 1,746,439.74	\$ 144,863.74	186%
Expense	10	415	PROPERTY TAX ADMIN						
Expense	10	415	PROPERTY TAX ADMIN	ADVERTISING/PROMOTIONS	\$ 9,881.90	\$ 7,000.00	\$ 15,000.00	\$ 8,000.00	114%
Expense	10	415	PROPERTY TAX ADMIN	AUTOMOTIVE SUPPLIES	\$ 1,874.82	\$ 3,000.00	\$ 3,000.00	\$ -	0%
Expense	10	415	PROPERTY TAX ADMIN	CAPITAL EQUIPMENT	\$ 61,542.50	\$ 12,857.00	\$ -	\$ (12,857.00)	-100%
Expense	10	415	PROPERTY TAX ADMIN	COLLECTION FEES	\$ 20.00	\$ -	\$ -	\$ -	0%
Expense	10	415	PROPERTY TAX ADMIN	CONTRACTED SERVICES	\$ 191,095.61	\$ 178,000.00	\$ 128,000.00	\$ (50,000.00)	-28%
Expense	10	415	PROPERTY TAX ADMIN	CONTROLLED PROPERTY EXP	\$ -	\$ 2,400.00	\$ 2,400.00	\$ -	0%
Expense	10	415	PROPERTY TAX ADMIN	DENTAL INSURANCE	\$ 3,813.37	\$ 3,960.00	\$ 3,960.00	\$ -	0%
Expense	10	415	PROPERTY TAX ADMIN	DEPARTMENTAL SUPPLY	\$ 22,943.45	\$ 21,000.00	\$ 21,000.00	\$ -	0%
Expense	10	415	PROPERTY TAX ADMIN	DUES/SUBSCRIPTIONS	\$ 11,796.52	\$ 9,370.00	\$ 9,370.00	\$ -	0%
Expense	10	415	PROPERTY TAX ADMIN	EMPLOYER 401K	\$ 70,229.24	\$ 75,587.00	\$ 75,587.00	\$ -	0%
Expense	10	415	PROPERTY TAX ADMIN	HOSPITAL INSURANCE	\$ 276,347.50	\$ 290,400.00	\$ 290,400.00	\$ -	0%
Expense	10	415	PROPERTY TAX ADMIN	INSURANCE /BONDING	\$ 100.00	\$ 100.00	\$ 100.00	\$ -	0%
Expense	10	415	PROPERTY TAX ADMIN	LICENSE/PERMIT/CERTIFICATE	\$ 495.00	\$ 2,800.00	\$ 2,800.00	\$ -	0%
Expense	10	415	PROPERTY TAX ADMIN	MAINT CONTRACTS-EQUIP	\$ 29,675.77	\$ 31,000.00	\$ 31,000.00	\$ -	0%
Expense	10	415	PROPERTY TAX ADMIN	MEDICARE TAXES	\$ 16,480.18	\$ 18,717.00	\$ 19,465.68	\$ 748.68	4%
Expense	10	415	PROPERTY TAX ADMIN	MOTOR FUELS/OILS	\$ 2,721.08	\$ 8,000.00	\$ 8,000.00	\$ -	0%
Expense	10	415	PROPERTY TAX ADMIN	NCVTS REFUNDS	\$ -	\$ -	\$ -	\$ -	0%
Expense	10	415	PROPERTY TAX ADMIN	PENALTY EXPENSE	\$ -	\$ -	\$ -	\$ -	0%
Expense	10	415	PROPERTY TAX ADMIN	POSTAGE	\$ 54,026.60	\$ 30,000.00	\$ 72,000.00	\$ 42,000.00	140%
Expense	10	415	PROPERTY TAX ADMIN	PROFESSIONAL SERV	\$ 91,761.33	\$ 120,050.00	\$ 120,050.00	\$ -	0%
Expense	10	415	PROPERTY TAX ADMIN	REFUNDS	\$ -	\$ -	\$ -	\$ -	0%
Expense	10	415	PROPERTY TAX ADMIN	REPAIRS ON EQUIPMENT	\$ 349.18	\$ -	\$ -	\$ -	0%
Expense	10	415	PROPERTY TAX ADMIN	RETIREMENT	\$ 151,204.82	\$ 171,331.00	\$ 178,184.20	\$ 6,853.20	4%
Expense	10	415	PROPERTY TAX ADMIN	SALARIES/WAGES-P/T	\$ 12,062.23	\$ 10,000.00	\$ 16,224.00	\$ 6,224.00	62%
Expense	10	415	PROPERTY TAX ADMIN	SALARIES/WAGES-REG	\$ 1,182,638.83	\$ 1,259,787.00	\$ 1,310,178.00	\$ 50,391.00	4%
Expense	10	415	PROPERTY TAX ADMIN	SOCIAL SECURITY TAXES	\$ 70,467.10	\$ 80,032.00	\$ 83,233.28	\$ 3,201.28	4%
Expense	10	415	PROPERTY TAX ADMIN	TELECOMMUNICATIONS	\$ 1,945.12	\$ 3,600.00	\$ 3,600.00	\$ -	0%
Expense	10	415	PROPERTY TAX ADMIN	TRAVEL/TRAINING	\$ 15,542.51	\$ 10,000.00	\$ 10,000.00	\$ -	0%
Expense	10	415 Total			\$ 2,279,014.66	\$ 2,348,991.00	\$ 2,403,552.16	\$ 54,561.16	204%
Expense	10	416	LEGAL/COUNTY ATTORNEY						
Expense	10	416	LEGAL/COUNTY ATTORNEY	ADVERTISING/PROMOTIONS	\$ 10,812.00	\$ 5,000.00	\$ 5,000.00	\$ -	0%
Expense	10	416	LEGAL/COUNTY ATTORNEY	C/O-FORECLOSURE PROPERTY	\$ 6,153.49	\$ 10,000.00	\$ 10,000.00	\$ -	0%
Expense	10	416	LEGAL/COUNTY ATTORNEY	C/O-LAND	\$ -	\$ -	\$ -	\$ -	0%
Expense	10	416	LEGAL/COUNTY ATTORNEY	CONTRACTED SERVICES	\$ 67.15	\$ -	\$ -	\$ -	0%
Expense	10	416	LEGAL/COUNTY ATTORNEY	CONTROLLED PROPERTY EXP	\$ -	\$ -	\$ -	\$ -	0%
Expense	10	416	LEGAL/COUNTY ATTORNEY	DENTAL INSURANCE	\$ 360.00	\$ 360.00	\$ 360.00	\$ -	0%
Expense	10	416	LEGAL/COUNTY ATTORNEY	DEPARTMENTAL SUPPLY	\$ 1,980.26	\$ 4,500.00	\$ 4,500.00	\$ -	0%
Expense	10	416	LEGAL/COUNTY ATTORNEY	DUES/SUBSCRIPTIONS	\$ 3,634.93	\$ 3,835.00	\$ 3,835.00	\$ -	0%
Expense	10	416	LEGAL/COUNTY ATTORNEY	EMPLOYER 401K	\$ 13,406.64	\$ 13,473.00	\$ 13,473.00	\$ -	0%
Expense	10	416	LEGAL/COUNTY ATTORNEY	HOSPITAL INSURANCE	\$ 26,400.00	\$ 26,400.00	\$ 26,400.00	\$ -	0%
Expense	10	416	LEGAL/COUNTY ATTORNEY	INSUR/LEGAL SETTLEMENT	\$ -	\$ 5,000.00	\$ 5,000.00	\$ -	0%

Account Type	Fund#	Dept #	Department Description	Account Description	Actuals FY23-24	Amended Budget FY24-25	Manager's Budget FY25-26	Change from Amend	% Change from Amend
Expense	10	416	LEGAL/COUNTY ATTORNE'	LEGAL FORECLOSUR PROPERTY	\$ 4,778.00	\$ 9,000.00	\$ 9,000.00	\$ -	0%
Expense	10	416	LEGAL/COUNTY ATTORNE'	LEGAL SERVICES	\$ 7,094.00	\$ 40,000.00	\$ 40,000.00	\$ -	0%
Expense	10	416	LEGAL/COUNTY ATTORNE'	LICENSE/PERMIT/CERTIFICATE	\$ 140.00	\$ 100.00	\$ 100.00	\$ -	0%
Expense	10	416	LEGAL/COUNTY ATTORNE'	MAINT CONTRACTS-EQUIP	\$ 1,068.65	\$ 1,700.00	\$ 1,700.00	\$ -	0%
Expense	10	416	LEGAL/COUNTY ATTORNE'	MEDICARE TAXES	\$ 3,185.52	\$ 3,256.00	\$ 3,386.24	\$ 130.24	4%
Expense	10	416	LEGAL/COUNTY ATTORNE'	POSTAGE	\$ 33.77	\$ 100.00	\$ 100.00	\$ -	0%
Expense	10	416	LEGAL/COUNTY ATTORNE'	PRIOR YEAR PAYABLE EXP	\$ -	\$ -	\$ -	\$ -	0%
Expense	10	416	LEGAL/COUNTY ATTORNE'	PROFESSIONAL SERV	\$ 95,061.25	\$ 75,000.00	\$ 75,000.00	\$ -	0%
Expense	10	416	LEGAL/COUNTY ATTORNE'	RETIREMENT	\$ 28,863.72	\$ 30,539.00	\$ 31,760.56	\$ 1,221.56	4%
Expense	10	416	LEGAL/COUNTY ATTORNE'	SALARIES/WAGES-REG	\$ 224,444.10	\$ 224,555.00	\$ 233,537.20	\$ 8,982.20	4%
Expense	10	416	LEGAL/COUNTY ATTORNE'	SOCIAL SECURITY TAXES	\$ 13,620.32	\$ 13,922.00	\$ 14,478.88	\$ 556.88	4%
Expense	10	416	LEGAL/COUNTY ATTORNE'	TELECOMMUNICATIONS	\$ 1,024.68	\$ 2,250.00	\$ 2,250.00	\$ -	0%
Expense	10	416	LEGAL/COUNTY ATTORNE'	TRAVEL/TRAINING	\$ 9,778.12	\$ 20,000.00	\$ 20,000.00	\$ -	0%
Expense	10	416 Total			\$ 451,906.60	\$ 488,990.00	\$ 499,880.88	\$ 10,890.88	16%

Expense	10	418							
Expense	10	418	ELECTIONS						
Expense	10	418	ELECTIONS	ADVERTISING/PROMOTIONS	\$ 3,583.99	\$ 7,000.00	\$ 6,500.00	\$ (500.00)	-7%
Expense	10	418	ELECTIONS	AWARDS/APPRECIATION	\$ -	\$ 4,400.00	\$ 500.00	\$ (3,900.00)	-89%
Expense	10	418	ELECTIONS	BOARD/COMMITTEE MEETG EXP	\$ 470.71	\$ 500.00	\$ 500.00	\$ -	0%
Expense	10	418	ELECTIONS	BOE BALLOTS	\$ 30,601.20	\$ 50,364.00	\$ 44,000.00	\$ (6,364.00)	-13%
Expense	10	418	ELECTIONS	CAPITAL EQUIPMENT	\$ 12,469.69	\$ -	\$ -	\$ -	0%
Expense	10	418	ELECTIONS	CONTRACTED LABOR	\$ -	\$ 5,290.00	\$ -	\$ (5,290.00)	-100%
Expense	10	418	ELECTIONS	CONTROLLED PROPERTY EXP	\$ 2,046.90	\$ -	\$ -	\$ -	0%
Expense	10	418	ELECTIONS	DENTAL INSURANCE	\$ 540.00	\$ 540.00	\$ 540.00	\$ -	0%
Expense	10	418	ELECTIONS	DEPARTMENTAL SUPPLY	\$ 39,114.56	\$ 43,000.00	\$ 20,000.00	\$ (23,000.00)	-53%
Expense	10	418	ELECTIONS	DONATIONS-CAP EQUIP-GENRL	\$ -	\$ -	\$ -	\$ -	0%
Expense	10	418	ELECTIONS	DUES/SUBSCRIPTIONS	\$ 4,166.28	\$ 4,900.00	\$ 3,000.00	\$ (1,900.00)	-39%
Expense	10	418	ELECTIONS	EMPLOYER 401K	\$ 10,393.43	\$ 11,734.00	\$ 12,203.36	\$ 469.36	4%
Expense	10	418	ELECTIONS	HOSPITAL INSURANCE	\$ 26,400.00	\$ 26,400.00	\$ 26,400.00	\$ -	0%
Expense	10	418	ELECTIONS	LEGAL SERVICES	\$ -	\$ 1,810.00	\$ 2,500.00	\$ 690.00	38%
Expense	10	418	ELECTIONS	LICENSE/PERMIT/CERTIFICATE	\$ 2,018.00	\$ 1,000.00	\$ -	\$ (1,000.00)	-100%
Expense	10	418	ELECTIONS	MAINT BLDG/GROUNDS	\$ -	\$ -	\$ -	\$ -	0%
Expense	10	418	ELECTIONS	MAINT CONTRACTS-EQUIP	\$ 32,830.95	\$ 43,800.00	\$ 44,800.00	\$ 1,000.00	2%
Expense	10	418	ELECTIONS	MEDICARE TAXES	\$ 5,040.12	\$ 6,432.00	\$ 6,689.28	\$ 257.28	4%
Expense	10	418	ELECTIONS	POSTAGE	\$ 9,727.22	\$ 19,100.00	\$ 20,000.00	\$ 900.00	5%
Expense	10	418	ELECTIONS	PROFESSIONAL SERV	\$ 17,608.53	\$ 12,736.00	\$ 30,600.00	\$ 17,864.00	140%
Expense	10	418	ELECTIONS	RENT OF BUILDING/SPACE	\$ 4,975.00	\$ 7,900.00	\$ 4,500.00	\$ (3,400.00)	-43%
Expense	10	418	ELECTIONS	RENTAL/LEASE EQUIP/OTHER	\$ -	\$ -	\$ 3,000.00	\$ 3,000.00	0%
Expense	10	418	ELECTIONS	REPAIRS ON EQUIPMENT	\$ 110.06	\$ 1,000.00	\$ 1,000.00	\$ -	0%
Expense	10	418	ELECTIONS	RETIREMENT	\$ 22,371.79	\$ 26,597.00	\$ 27,660.88	\$ 1,063.88	4%
Expense	10	418	ELECTIONS	SALARIES/WAGES-P/T	\$ 168,421.40	\$ 248,000.00	\$ 171,000.00	\$ (77,000.00)	-31%
Expense	10	418	ELECTIONS	SALARIES/WAGES-REG	\$ 194,694.64	\$ 195,567.00	\$ 203,389.70	\$ 7,822.70	4%
Expense	10	418	ELECTIONS	SOCIAL SECURITY TAXES	\$ 21,549.00	\$ 27,501.00	\$ 27,501.00	\$ -	0%
Expense	10	418	ELECTIONS	TELECOMMUNICATIONS	\$ 915.32	\$ 1,900.00	\$ 2,000.00	\$ 100.00	5%
Expense	10	418	ELECTIONS	TRAVEL/TRAINING	\$ 19,919.72	\$ 20,000.00	\$ 20,000.00	\$ -	0%
Expense	10	418 Total			\$ 629,988.51	\$ 767,471.00	\$ 678,284.22	\$ (89,186.78)	-268%

Expense	10	419							
Expense	10	419	REGISTER OF DEEDS						
Expense	10	419	REGISTER OF DEEDS	ADVERTISING/PROMOTIONS	\$ -	\$ -	\$ -	\$ -	0%
Expense	10	419	REGISTER OF DEEDS	AWARDS/APPRECIATION	\$ 25.00	\$ 200.00	\$ 200.00	\$ -	0%
Expense	10	419	REGISTER OF DEEDS	CONTRACTED SERVICES	\$ 3,464.74	\$ 4,550.00	\$ 4,550.00	\$ -	0%
Expense	10	419	REGISTER OF DEEDS	CONTROLLED PROPERTY EXP	\$ 4,379.60	\$ -	\$ -	\$ -	0%
Expense	10	419	REGISTER OF DEEDS	DENTAL INSURANCE	\$ 1,200.00	\$ 1,080.00	\$ 1,080.00	\$ -	0%
Expense	10	419	REGISTER OF DEEDS	DEPARTMENTAL SUPPLY	\$ 11,525.60	\$ 20,000.00	\$ 20,000.00	\$ -	0%
Expense	10	419	REGISTER OF DEEDS	DONATIONS/CONTRI	\$ 95.00	\$ 40.00	\$ -	\$ (40.00)	-100%
Expense	10	419	REGISTER OF DEEDS	DUES/SUBSCRIPTIONS	\$ 1,324.79	\$ 1,450.00	\$ 1,450.00	\$ -	0%
Expense	10	419	REGISTER OF DEEDS	EMPLOYER 401K	\$ 19,619.90	\$ 20,061.00	\$ 20,863.44	\$ 802.44	4%
Expense	10	419	REGISTER OF DEEDS	GRANTS	\$ 2,000.00	\$ 2,714.00	\$ -	\$ (2,714.00)	-100%
Expense	10	419	REGISTER OF DEEDS	HOSPITAL INSURANCE	\$ 81,400.00	\$ 92,400.00	\$ 92,400.00	\$ -	0%
Expense	10	419	REGISTER OF DEEDS	INSURANCE /BONDING	\$ 100.00	\$ 100.00	\$ 100.00	\$ -	0%
Expense	10	419	REGISTER OF DEEDS	LICENSE/PERMIT/CERTIFICATE	\$ 103.00	\$ 100.00	\$ 100.00	\$ -	0%
Expense	10	419	REGISTER OF DEEDS	MAINT CONTRACTS-EQUIP	\$ 45,855.81	\$ 47,760.00	\$ 47,760.00	\$ -	0%
Expense	10	419	REGISTER OF DEEDS	MEDICARE TAXES	\$ 5,256.32	\$ 5,779.00	\$ 6,010.16	\$ 231.16	4%
Expense	10	419	REGISTER OF DEEDS	POSTAGE	\$ 3,752.51	\$ 10,000.00	\$ 18,400.00	\$ 8,400.00	84%
Expense	10	419	REGISTER OF DEEDS	PROFESSIONAL SERV	\$ 127,601.41	\$ 71,070.00	\$ 91,050.00	\$ 19,980.00	28%
Expense	10	419	REGISTER OF DEEDS	REFUNDS	\$ -	\$ -	\$ -	\$ -	0%
Expense	10	419	REGISTER OF DEEDS	REG DEED SUP PENSION	\$ 8,940.28	\$ 6,240.00	\$ 6,240.00	\$ -	0%
Expense	10	419	REGISTER OF DEEDS	REPAIRS ON EQUIPMENT	\$ 470.45	\$ -	\$ -	\$ -	0%
Expense	10	419	REGISTER OF DEEDS	RETIREMENT	\$ 42,236.61	\$ 45,471.00	\$ 47,289.84	\$ 1,818.84	4%
Expense	10	419	REGISTER OF DEEDS	SALARIES/WAGES-P/T	\$ 37,331.93	\$ 64,170.00	\$ 66,736.80	\$ 2,566.80	4%
Expense	10	419	REGISTER OF DEEDS	SALARIES/WAGES-REG	\$ 330,803.76	\$ 334,348.00	\$ 347,721.90	\$ 13,373.90	4%
Expense	10	419	REGISTER OF DEEDS	SOCIAL SECURITY TAXES	\$ 22,476.04	\$ 24,708.00	\$ 25,696.32	\$ 988.32	4%
Expense	10	419	REGISTER OF DEEDS	TELECOMMUNICATIONS	\$ 492.53	\$ 2,000.00	\$ 2,000.00	\$ -	0%

Account Type	Fund#	Dept #	Department Description	Account Description	Actuals FY23-24	Amended Budget FY24-25	Manager's Budget FY25-26	Change from Amend	% Change from Amend
Expense	10	419	REGISTER OF DEEDS	TRAVEL/TRAINING	\$ 6,428.25	\$ 15,000.00	\$ 15,000.00	\$ -	0%
Expense	10	<b>419 Total</b>			\$ 756,883.53	\$ 769,241.00	\$ 814,648.46	\$ 45,407.46	-64%
Expense	10	<b>421</b>							
Expense	10	421	INFORMATION TECHNOLOGY						
Expense	10	421	INFORMATION TECHNOLO	AUTOMOTIVE SUPPLIES	\$ -	\$ -	\$ -	\$ -	0%
Expense	10	421	INFORMATION TECHNOLO	CAPITAL EQUIPMENT	\$ 64,982.10	\$ 13,340.00	\$ -	\$ (13,340.00)	-100%
Expense	10	421	INFORMATION TECHNOLO	CONTRACTED SERVICES	\$ -	\$ 1,300.00	\$ 1,300.00	\$ -	0%
Expense	10	421	INFORMATION TECHNOLO	CONTROLLED PROPERTY EXP	\$ 39,870.88	\$ 2,210.00	\$ -	\$ (2,210.00)	-100%
Expense	10	421	INFORMATION TECHNOLO	DENTAL INSURANCE	\$ 1,380.00	\$ 1,800.00	\$ 1,800.00	\$ -	0%
Expense	10	421	INFORMATION TECHNOLO	DEPARTMENTAL SUPPLY	\$ 35,871.83	\$ 24,000.00	\$ 26,000.00	\$ 2,000.00	8%
Expense	10	421	INFORMATION TECHNOLO	DUES/SUBSCRIPTIONS	\$ 97,629.99	\$ 147,946.00	\$ 121,105.00	\$ (26,841.00)	-18%
Expense	10	421	INFORMATION TECHNOLO	EDUCATION/CERTIF/TRAINING	\$ -	\$ -	\$ -	\$ -	0%
Expense	10	421	INFORMATION TECHNOLO	EMPLOYER 401K	\$ 47,583.68	\$ 52,088.00	\$ 54,171.50	\$ 2,083.50	4%
Expense	10	421	INFORMATION TECHNOLO	GASB SUBSCRIPTIONS	\$ -	\$ 1,068.00	\$ -	\$ (1,068.00)	-100%
Expense	10	421	INFORMATION TECHNOLO	HOSPITAL INSURANCE	\$ 114,400.00	\$ 132,000.00	\$ 132,000.00	\$ -	0%
Expense	10	421	INFORMATION TECHNOLO	LICENSE/PERMIT/CERTIFCATE	\$ 153,461.20	\$ 321,900.00	\$ 381,325.00	\$ 59,425.00	18%
Expense	10	421	INFORMATION TECHNOLO	MAINT CONTRACTS-EQUIP	\$ 26,537.08	\$ 39,200.00	\$ 9,700.00	\$ (29,500.00)	-75%
Expense	10	421	INFORMATION TECHNOLO	MEDICARE TAXES	\$ 11,575.94	\$ 13,038.00	\$ 13,559.50	\$ 521.50	4%
Expense	10	421	INFORMATION TECHNOLO	POSTAGE	\$ -	\$ -	\$ -	\$ -	0%
Expense	10	421	INFORMATION TECHNOLO	PROFESSIONAL SERV	\$ -	\$ 7,600.00	\$ 7,600.00	\$ -	0%
Expense	10	421	INFORMATION TECHNOLO	RENT OF BUILDING/SPACE	\$ 14,000.00	\$ 14,000.00	\$ 14,000.00	\$ -	0%
Expense	10	421	INFORMATION TECHNOLO	REPAIRS ON EQUIPMENT	\$ -	\$ 1,300.00	\$ 1,300.00	\$ -	0%
Expense	10	421	INFORMATION TECHNOLO	RETIREMENT	\$ 104,806.81	\$ 118,065.00	\$ 122,787.60	\$ 4,722.60	4%
Expense	10	421	INFORMATION TECHNOLO	SALARIES/WAGES-P/T	\$ 27,021.08	\$ 31,050.00	\$ 32,292.00	\$ 1,242.00	4%
Expense	10	421	INFORMATION TECHNOLO	SALARIES/WAGES-REG	\$ 797,995.52	\$ 868,128.00	\$ 902,853.10	\$ 34,725.10	4%
Expense	10	421	INFORMATION TECHNOLO	SOCIAL SECURITY TAXES	\$ 49,497.76	\$ 55,749.00	\$ 57,978.96	\$ 2,229.96	4%
Expense	10	421	INFORMATION TECHNOLO	TELECOMMUNICATIONS	\$ 6,682.71	\$ 8,560.00	\$ 7,060.00	\$ (1,500.00)	-18%
Expense	10	421	INFORMATION TECHNOLO	TRAVEL/TRAINING	\$ 8,379.98	\$ 24,400.00	\$ 13,000.00	\$ (11,400.00)	-47%
Expense	10	<b>421 Total</b>			\$ 1,601,676.56	\$ 1,878,742.00	\$ 1,899,832.66	\$ 21,090.66	-407%
Expense	10	<b>422</b>							
Expense	10	422	TRAVEL & TOURISM						
Expense	10	422	TRAVEL & TOURISM	ADVERTISING/PROMOTIONS	\$ 38,917.74	\$ 51,000.00	\$ 56,250.00	\$ 5,250.00	10%
Expense	10	422	TRAVEL & TOURISM	AWARDS/APPRECIATION	\$ -	\$ 500.00	\$ 1,000.00	\$ 500.00	100%
Expense	10	422	TRAVEL & TOURISM	CONTRACTED LABOR	\$ -	\$ -	\$ -	\$ -	0%
Expense	10	422	TRAVEL & TOURISM	CONTRACTED SERVICES	\$ 101,402.61	\$ 107,500.00	\$ 90,000.00	\$ (17,500.00)	-16%
Expense	10	422	TRAVEL & TOURISM	CONTROLLED PROPERTY EXP	\$ 1,821.44	\$ -	\$ -	\$ -	0%
Expense	10	422	TRAVEL & TOURISM	DENTAL INSURANCE	\$ 180.00	\$ 180.00	\$ 180.00	\$ -	0%
Expense	10	422	TRAVEL & TOURISM	DEPARTMENTAL SUPPLY	\$ 654.72	\$ 1,325.00	\$ 1,325.00	\$ -	0%
Expense	10	422	TRAVEL & TOURISM	DUES/SUBSCRIPTIONS	\$ 5,909.14	\$ 7,051.00	\$ 7,566.00	\$ 515.00	7%
Expense	10	422	TRAVEL & TOURISM	EMPLOYER 401K	\$ 4,229.94	\$ 4,282.00	\$ 4,282.00	\$ -	0%
Expense	10	422	TRAVEL & TOURISM	GRANTS	\$ -	\$ -	\$ -	\$ -	0%
Expense	10	422	TRAVEL & TOURISM	HOSPITAL INSURANCE	\$ 13,200.00	\$ 13,200.00	\$ 13,200.00	\$ -	0%
Expense	10	422	TRAVEL & TOURISM	LICENSE/PERMIT/CERTIFICATE	\$ -	\$ -	\$ -	\$ -	0%
Expense	10	422	TRAVEL & TOURISM	MAINT CONTRACTS-EQUIP	\$ -	\$ -	\$ -	\$ -	0%
Expense	10	422	TRAVEL & TOURISM	MEDICARE TAXES	\$ 883.45	\$ 1,035.00	\$ 1,076.40	\$ 41.40	4%
Expense	10	422	TRAVEL & TOURISM	PENALTY EXPENSE	\$ -	\$ -	\$ -	\$ -	0%
Expense	10	422	TRAVEL & TOURISM	POSTAGE	\$ 136.81	\$ 600.00	\$ 800.00	\$ 200.00	33%
Expense	10	422	TRAVEL & TOURISM	PROFESSIONAL SERV	\$ -	\$ -	\$ -	\$ -	0%
Expense	10	422	TRAVEL & TOURISM	RETIREMENT	\$ 9,106.64	\$ 9,705.00	\$ 10,093.20	\$ 388.20	4%
Expense	10	422	TRAVEL & TOURISM	SALARIES/WAGES-P/T	\$ -	\$ -	\$ -	\$ -	0%
Expense	10	422	TRAVEL & TOURISM	SALARIES/WAGES-REG	\$ 70,996.78	\$ 71,359.00	\$ 74,213.40	\$ 2,854.40	4%
Expense	10	422	TRAVEL & TOURISM	SOCIAL SECURITY TAXES	\$ 3,777.14	\$ 4,424.00	\$ 4,600.96	\$ 176.96	4%
Expense	10	422	TRAVEL & TOURISM	TELECOMMUNICATIONS	\$ 557.10	\$ 600.00	\$ 600.00	\$ -	0%
Expense	10	422	TRAVEL & TOURISM	TRAVEL & TOURISM EVENTS	\$ 44,134.84	\$ 44,500.00	\$ 50,000.00	\$ 5,500.00	12%
Expense	10	422	TRAVEL & TOURISM	TRAVEL/TRAINING	\$ 3,170.58	\$ 6,500.00	\$ 8,500.00	\$ 2,000.00	31%
Expense	10	<b>422 Total</b>			\$ 299,078.93	\$ 323,761.00	\$ 323,686.96	\$ (74.04)	194%
Expense	10	<b>423</b>							
Expense	10	423	HUMAN RESOURCES						
Expense	10	423	HUMAN RESOURCES	ADVERTISING/PROMOTIONS	\$ 895.80	\$ 4,000.00	\$ 4,000.00	\$ -	0%
Expense	10	423	HUMAN RESOURCES	AUTOMOTIVE SUPPLIES	\$ 512.36	\$ 2,500.00	\$ 2,500.00	\$ -	0%
Expense	10	423	HUMAN RESOURCES	AWARDS/APPRECIATION	\$ 25,964.20	\$ 26,000.00	\$ 26,000.00	\$ -	0%
Expense	10	423	HUMAN RESOURCES	CAPITAL EQUIPMENT	\$ -	\$ 35,000.00	\$ -	\$ (35,000.00)	-100%
Expense	10	423	HUMAN RESOURCES	CONTRACTED SERVICES	\$ (8,194.74)	\$ 114,143.00	\$ 29,795.00	\$ (84,348.00)	-74%
Expense	10	423	HUMAN RESOURCES	CONTROLLED PROPERTY EXP	\$ -	\$ -	\$ -	\$ -	0%
Expense	10	423	HUMAN RESOURCES	DENTAL INSURANCE	\$ 1,811.63	\$ 1,620.00	\$ 1,620.00	\$ -	0%
Expense	10	423	HUMAN RESOURCES	DEPARTMENTAL SUPPLY	\$ 7,364.81	\$ 9,000.00	\$ 9,000.00	\$ -	0%
Expense	10	423	HUMAN RESOURCES	DUES/SUBSCRIPTIONS	\$ 3,823.85	\$ 3,774.00	\$ 3,774.00	\$ -	0%
Expense	10	423	HUMAN RESOURCES	EDUCATION/CERTIF/TRAINING	\$ 2,072.64	\$ 12,250.00	\$ 17,250.00	\$ 5,000.00	41%
Expense	10	423	HUMAN RESOURCES	EMPLOYER 401K	\$ 45,820.06	\$ 46,136.00	\$ 47,981.40	\$ 1,845.40	4%
Expense	10	423	HUMAN RESOURCES	HIGHER EDUCATION REIMB	\$ 5,786.53	\$ 10,000.00	\$ 10,000.00	\$ -	0%
Expense	10	423	HUMAN RESOURCES	HOSPITAL INSURANCE	\$ 131,752.50	\$ 118,800.00	\$ 118,800.00	\$ -	0%
Expense	10	423	HUMAN RESOURCES	LICENSE/PERMIT/CERTIFCATE	\$ -	\$ -	\$ -	\$ -	0%

Account Type	Fund#	Dept #	Department Description	Account Description	Actuals FY23-24	Amended Budget		Manager's Budget		% Change from	
						FY24-25	FY25-26	FY25-26	Change from Amend	Amend	
Expense	10	423	HUMAN RESOURCES	MAINT CONTRACTS-EQUIP	\$ 3,354.50	\$ 3,590.00	\$ 3,590.00	\$ 3,590.00	\$ -	-	0%
Expense	10	423	HUMAN RESOURCES	MEDICARE TAXES	\$ 10,665.58	\$ 11,149.00	\$ 11,595.00	\$ 11,595.00	\$ 446.00		4%
Expense	10	423	HUMAN RESOURCES	MOTOR FUELS/OILS	\$ 1,278.48	\$ 1,500.00	\$ 1,500.00	\$ 1,500.00	\$ -		0%
Expense	10	423	HUMAN RESOURCES	PENALTY EXPENSE	\$ -	\$ -	\$ -	\$ -	\$ -		0%
Expense	10	423	HUMAN RESOURCES	POSTAGE	\$ 1,280.73	\$ 1,200.00	\$ 1,200.00	\$ 1,200.00	\$ -		0%
Expense	10	423	HUMAN RESOURCES	PROFESSIONAL SERV	\$ 23,563.90	\$ 22,100.00	\$ 72,100.00	\$ 72,100.00	\$ 50,000.00		226%
Expense	10	423	HUMAN RESOURCES	RETIREMENT	\$ 98,652.46	\$ 104,574.00	\$ 108,757.00	\$ 108,757.00	\$ 4,183.00		4%
Expense	10	423	HUMAN RESOURCES	SALARIES/WAGES-P/T	\$ 10,684.51	\$ 27,745.00	\$ 28,854.80	\$ 28,854.80	\$ 1,109.80		4%
Expense	10	423	HUMAN RESOURCES	SALARIES/WAGES-REG	\$ 769,301.62	\$ 768,926.00	\$ 799,683.00	\$ 799,683.00	\$ 30,757.00		4%
Expense	10	423	HUMAN RESOURCES	SOCIAL SECURITY TAXES	\$ 45,605.08	\$ 47,673.00	\$ 49,579.90	\$ 49,579.90	\$ 1,906.90		4%
Expense	10	423	HUMAN RESOURCES	TELECOMMUNICATIONS	\$ 2,587.77	\$ 4,000.00	\$ 4,000.00	\$ 4,000.00	\$ -		0%
Expense	10	423	HUMAN RESOURCES	TRAVEL/TRAINING	\$ 13,808.89	\$ 6,851.00	\$ 6,851.00	\$ 6,851.00	\$ -		0%
Expense	10	<b>423 Total</b>			\$ 1,198,393.16	\$ 1,382,531.00	\$ 1,358,431.10	\$ 1,358,431.10	\$ (24,099.90)		117%
Expense	10	<b>426</b>									
Expense	10	426	FACILITIES MAINTENANCE								
Expense	10	426	FACILITIES MAINTENANCE	AUTOMOTIVE SUPPLIES	\$ 5,924.69	\$ 10,000.00	\$ 10,000.00	\$ 10,000.00	\$ -		0%
Expense	10	426	FACILITIES MAINTENANCE	CAPITAL EQUIPMENT	\$ 13,000.00	\$ 80,270.00	\$ 342,970.00	\$ 342,970.00	\$ 262,700.00		327%
Expense	10	426	FACILITIES MAINTENANCE	CONTRACTED SERVICES	\$ 271,783.84	\$ 288,249.00	\$ 303,629.00	\$ 303,629.00	\$ 15,380.00		5%
Expense	10	426	FACILITIES MAINTENANCE	CONTROLLED PROPERTY EXP	\$ 10,298.64	\$ 9,000.00	\$ 12,000.00	\$ 12,000.00	\$ 3,000.00		33%
Expense	10	426	FACILITIES MAINTENANCE	DENTAL INSURANCE	\$ 1,306.50	\$ 1,440.00	\$ 1,440.00	\$ 1,440.00	\$ -		0%
Expense	10	426	FACILITIES MAINTENANCE	DEPARTMENTAL SUPPLY	\$ 13,381.97	\$ 15,000.00	\$ 16,400.00	\$ 16,400.00	\$ 1,400.00		9%
Expense	10	426	FACILITIES MAINTENANCE	DUES/SUBSCRIPTIONS	\$ -	\$ -	\$ -	\$ -	\$ -		0%
Expense	10	426	FACILITIES MAINTENANCE	EMPLOYER 401K	\$ 23,932.40	\$ 26,425.00	\$ 27,482.00	\$ 27,482.00	\$ 1,057.00		4%
Expense	10	426	FACILITIES MAINTENANCE	GARBAGE EXPENSE	\$ 37,246.62	\$ 37,225.00	\$ 37,225.00	\$ 37,225.00	\$ -		0%
Expense	10	426	FACILITIES MAINTENANCE	HOSPITAL INSURANCE	\$ 95,810.22	\$ 105,600.00	\$ 105,600.00	\$ 105,600.00	\$ -		0%
Expense	10	426	FACILITIES MAINTENANCE	LICENSE/PERMIT/CERTIFICATE	\$ 525.78	\$ 2,315.00	\$ 2,315.00	\$ 2,315.00	\$ -		0%
Expense	10	426	FACILITIES MAINTENANCE	LIGHTING REPLACEMENT EXP	\$ -	\$ -	\$ -	\$ -	\$ -		0%
Expense	10	426	FACILITIES MAINTENANCE	MAINT BLDG/GROUNDS	\$ 149,270.01	\$ 305,000.00	\$ 281,000.00	\$ 281,000.00	\$ (24,000.00)		-8%
Expense	10	426	FACILITIES MAINTENANCE	MAINT CONTRACTS-EQUIP	\$ 33,947.10	\$ 48,320.00	\$ 53,583.85	\$ 53,583.85	\$ 5,263.85		11%
Expense	10	426	FACILITIES MAINTENANCE	MEDICARE TAXES	\$ 6,566.86	\$ 7,107.00	\$ 7,391.28	\$ 7,391.28	\$ 284.28		4%
Expense	10	426	FACILITIES MAINTENANCE	MOTOR FUELS/OILS	\$ 24,587.91	\$ 20,000.00	\$ 28,000.00	\$ 28,000.00	\$ 8,000.00		40%
Expense	10	426	FACILITIES MAINTENANCE	POSTAGE	\$ 20.77	\$ -	\$ -	\$ -	\$ -		0%
Expense	10	426	FACILITIES MAINTENANCE	PROFESSIONAL SERV	\$ 731.82	\$ -	\$ -	\$ -	\$ -		0%
Expense	10	426	FACILITIES MAINTENANCE	RENTAL/LEASE EQUIP/OTHER	\$ 241.50	\$ 1,500.00	\$ 1,500.00	\$ 1,500.00	\$ -		0%
Expense	10	426	FACILITIES MAINTENANCE	REPAIRS ON EQUIPMENT	\$ 4,694.37	\$ 5,000.00	\$ 5,000.00	\$ 5,000.00	\$ -		0%
Expense	10	426	FACILITIES MAINTENANCE	RETIREMENT	\$ 51,516.99	\$ 59,898.00	\$ 62,293.90	\$ 62,293.90	\$ 2,395.90		4%
Expense	10	426	FACILITIES MAINTENANCE	SALARIES/WAGES-P/T	\$ 52,051.06	\$ 49,680.00	\$ 51,667.20	\$ 51,667.20	\$ 1,987.20		4%
Expense	10	426	FACILITIES MAINTENANCE	SALARIES/WAGES-REG	\$ 407,852.20	\$ 440,425.00	\$ 458,042.00	\$ 458,042.00	\$ 17,617.00		4%
Expense	10	426	FACILITIES MAINTENANCE	SOCIAL SECURITY TAXES	\$ 28,078.57	\$ 30,386.00	\$ 31,601.40	\$ 31,601.40	\$ 1,215.40		4%
Expense	10	426	FACILITIES MAINTENANCE	TELECOMMUNICATIONS	\$ 6,398.64	\$ 7,000.00	\$ 7,000.00	\$ 7,000.00	\$ -		0%
Expense	10	426	FACILITIES MAINTENANCE	TRAVEL/TRAINING	\$ -	\$ -	\$ -	\$ -	\$ -		0%
Expense	10	426	FACILITIES MAINTENANCE	UTILITIES	\$ 75,508.56	\$ 685,000.00	\$ 685,000.00	\$ 685,000.00	\$ -		0%
Expense	10	<b>426 Total</b>			\$ 1,990,677.02	\$ 2,234,840.00	\$ 2,531,140.63	\$ 2,531,140.63	\$ 296,300.63		442%
Expense	10	<b>428</b>									
Expense	10	428	MUNICIPAL ELECTIONS								
Expense	10	428	MUNICIPAL ELECTIONS	ADVERTISING/PROMOTIONS	\$ 1,808.98	\$ -	\$ 4,000.00	\$ 4,000.00	\$ 4,000.00		0%
Expense	10	428	MUNICIPAL ELECTIONS	BOE BALLOTS	\$ 12,682.65	\$ -	\$ 22,000.00	\$ 22,000.00	\$ 22,000.00		0%
Expense	10	428	MUNICIPAL ELECTIONS	DEPARTMENTAL SUPPLY	\$ 7,996.86	\$ -	\$ 9,000.00	\$ 9,000.00	\$ 9,000.00		0%
Expense	10	428	MUNICIPAL ELECTIONS	LEGAL SERVICES	\$ -	\$ -	\$ 1,200.00	\$ 1,200.00	\$ 1,200.00		0%
Expense	10	428	MUNICIPAL ELECTIONS	MEDICARE TAXES	\$ 796.55	\$ -	\$ -	\$ -	\$ -		0%
Expense	10	428	MUNICIPAL ELECTIONS	POSTAGE	\$ 32.17	\$ -	\$ 2,000.00	\$ 2,000.00	\$ 2,000.00		0%
Expense	10	428	MUNICIPAL ELECTIONS	PROFESSIONAL SERV	\$ 11,553.17	\$ -	\$ 20,000.00	\$ 20,000.00	\$ 20,000.00		0%
Expense	10	428	MUNICIPAL ELECTIONS	RENT OF BUILDING/SPACE	\$ -	\$ -	\$ 2,000.00	\$ 2,000.00	\$ 2,000.00		0%
Expense	10	428	MUNICIPAL ELECTIONS	RENTAL/LEASE EQUIP/OTHER	\$ -	\$ -	\$ 4,000.00	\$ 4,000.00	\$ 4,000.00		0%
Expense	10	428	MUNICIPAL ELECTIONS	SALARIES/WAGES-P/T	\$ 59,161.94	\$ -	\$ 67,600.00	\$ 67,600.00	\$ 67,600.00		0%
Expense	10	428	MUNICIPAL ELECTIONS	SOCIAL SECURITY TAXES	\$ 3,405.23	\$ -	\$ -	\$ -	\$ -		0%
Expense	10	428	MUNICIPAL ELECTIONS	TRAVEL/TRAINING	\$ 258.07	\$ -	\$ 600.00	\$ 600.00	\$ 600.00		0%
Expense	10	<b>428 Total</b>			\$ 97,695.62	\$ -	\$ 132,400.00	\$ 132,400.00	\$ 132,400.00		0%
Expense	10	<b>430</b>									
Expense	10	430	MUNICIPAL GRANTS								
Expense	10	430	MUNICIPAL GRANTS	GRANTS	\$ 1,351,220.10	\$ 3,118,583.00	\$ 2,089,682.00	\$ 2,089,682.00	\$ (1,028,901.00)		-33%
Expense	10	430	MUNICIPAL GRANTS	GRANTS-NCGA-OUTSIDE AGENCIES	\$ 581,244.00	\$ 1,203,757.00	\$ -	\$ -	\$ (1,203,757.00)		-100%
Expense	10	430	MUNICIPAL GRANTS	MUNICIPAL GRANTS-PARKS/REC	\$ 257,658.56	\$ 98,000.00	\$ -	\$ -	\$ (98,000.00)		-100%
Expense	10	<b>430 Total</b>			\$ 2,190,122.66	\$ 4,420,340.00	\$ 2,089,682.00	\$ 2,089,682.00	\$ (2,330,658.00)		-233%
Expense	10	<b>432</b>									
Expense	10	432	3RD PARTY(PASS THRU)GRANT								
Expense	10	432	3RD PARTY(PASS THRU)GF	GRANTS	\$ 334,575.00	\$ 324,563.00	\$ 324,563.00	\$ 324,563.00	\$ -		0%
Expense	10	432	3RD PARTY(PASS THRU)GF	PRIOR YEAR PAYABLE EXP	\$ -	\$ -	\$ -	\$ -	\$ -		0%
Expense	10	432	3RD PARTY(PASS THRU)GF	REFUNDS	\$ -	\$ -	\$ -	\$ -	\$ -		0%
Expense	10	<b>432 Total</b>			\$ 334,575.00	\$ 324,563.00	\$ 324,563.00	\$ 324,563.00	\$ -		0%

Account Type	Fund#	Dept #	Department Description	Account Description	Actuals FY23-24	Amended Budget FY24-25	Manager's Budget FY25-26	Change from Amend	% Change from Amend
Expense	10	<b>433</b>							
Expense	10	433	JCPC GRANT ADMIN						
Expense	10	433	JCPC GRANT ADMIN	ADVERTISING/PROMOTIONS	\$ 475.00	\$ 600.00	\$ 600.00	\$ -	0%
Expense	10	433	JCPC GRANT ADMIN	AWARDS/APPRECIATION	\$ 4,470.00	\$ 2,320.00	\$ 2,320.00	\$ -	0%
Expense	10	433	JCPC GRANT ADMIN	BOARD/COMMITTEE MEETG EXP	\$ 1,300.00	\$ 1,800.00	\$ 1,800.00	\$ -	0%
Expense	10	433	JCPC GRANT ADMIN	CONTRACTED SERVICES	\$ 8,848.00	\$ -	\$ -	\$ -	0%
Expense	10	433	JCPC GRANT ADMIN	CONTROLLED PROPERTY EXP	\$ -	\$ -	\$ -	\$ -	0%
Expense	10	433	JCPC GRANT ADMIN	DEPARTMENTAL SUPPLY	\$ 407.00	\$ 700.00	\$ 700.00	\$ -	0%
Expense	10	433	JCPC GRANT ADMIN	PRIOR YEAR PAYABLE EXP	\$ -	\$ -	\$ -	\$ -	0%
Expense	10	433	JCPC GRANT ADMIN	PROFESSIONAL SERV	\$ -	\$ 10,080.00	\$ 10,080.00	\$ -	0%
Expense	10	433	JCPC GRANT ADMIN	REFUNDS	\$ -	\$ -	\$ -	\$ -	0%
Expense	10	433	JCPC GRANT ADMIN	TRAVEL/TRAINING	\$ -	\$ -	\$ 325.00	\$ 325.00	0%
Expense	10	<b>433 Total</b>			\$ 15,500.00	\$ 15,500.00	\$ 15,825.00	\$ 325.00	0%
Expense	10	<b>435</b>							
Expense	10	435	LAW ENFORCEMENT-MENTAL HLTH/WELLNESS GRANTS						
Expense	10	435	LAW ENFORCEMENT-MEN	ADVERTISING/PROMOTIONS	\$ -	\$ -	\$ -	\$ -	0%
Expense	10	435	LAW ENFORCEMENT-MEN	CONTRACTED SERVICES	\$ 35,844.93	\$ 1,263.00	\$ -	\$ (1,263.00)	-100%
Expense	10	435	LAW ENFORCEMENT-MEN	EMPLOYER 401K	\$ 359.86	\$ -	\$ -	\$ -	0%
Expense	10	435	LAW ENFORCEMENT-MEN	MEDICARE TAXES	\$ 79.47	\$ 8.00	\$ -	\$ (8.00)	-100%
Expense	10	435	LAW ENFORCEMENT-MEN	RETIREMENT	\$ 774.98	\$ -	\$ -	\$ -	0%
Expense	10	435	LAW ENFORCEMENT-MEN	SALARIES/WAGES-P/T	\$ 6,000.02	\$ 947.00	\$ -	\$ (947.00)	-100%
Expense	10	435	LAW ENFORCEMENT-MEN	SOCIAL SECURITY TAXES	\$ 339.44	\$ 32.00	\$ -	\$ (32.00)	-100%
Expense	10	435	LAW ENFORCEMENT-MEN	TRAVEL/TRAINING	\$ -	\$ -	\$ -	\$ -	0%
Expense	10	<b>435 Total</b>			\$ 43,398.70	\$ 2,250.00	\$ -	\$ (2,250.00)	-400%
Expense	10	<b>436</b>							
Expense	10	436	SHERIFF MOBILE COMMAND UNIT GRANT						
Expense	10	436	SHERIFF MOBILE COMMAN	CAPITAL EQUIPMENT	\$ -	\$ -	\$ -	\$ -	0%
Expense	10	<b>436 Total</b>			\$ -	\$ -	\$ -	\$ -	0%
Expense	10	<b>437</b>							
Expense	10	437	PUBLIC SAFETY GRANTS						
Expense	10	437	PUBLIC SAFETY GRANTS	CAPITAL EQUIPMENT	\$ -	\$ -	\$ -	\$ -	0%
Expense	10	437	PUBLIC SAFETY GRANTS	CONTROLLED PROPERTY EXP	\$ -	\$ -	\$ -	\$ -	0%
Expense	10	437	PUBLIC SAFETY GRANTS	DEPARTMENTAL SUPPLY	\$ -	\$ -	\$ -	\$ -	0%
Expense	10	437	PUBLIC SAFETY GRANTS	EDUCATION/CERTIF/TRAINING	\$ -	\$ -	\$ -	\$ -	0%
Expense	10	437	PUBLIC SAFETY GRANTS	GRANTS	\$ 5,597.00	\$ 5,000.00	\$ -	\$ (5,000.00)	-100%
Expense	10	<b>437 Total</b>			\$ 5,597.00	\$ 5,000.00	\$ -	\$ (5,000.00)	-100%
Expense	10	<b>438</b>							
Expense	10	438	LAW ENFORCEMENT GRANTS						
Expense	10	438	LAW ENFORCEMENT GRAN	ADVERTISING/PROMOTIONS-LEVS	\$ -	\$ -	\$ -	\$ -	0%
Expense	10	438	LAW ENFORCEMENT GRAN	CAPITAL EQUIPMENT	\$ -	\$ -	\$ -	\$ -	0%
Expense	10	438	LAW ENFORCEMENT GRAN	CAPITAL EQUIPMENT-LEVS	\$ -	\$ -	\$ -	\$ -	0%
Expense	10	438	LAW ENFORCEMENT GRAN	CONTRACTED SERVICES	\$ -	\$ 12,769.00	\$ -	\$ (12,769.00)	-100%
Expense	10	438	LAW ENFORCEMENT GRAN	CONTROLLED PROPERTY EXP	\$ 18,020.23	\$ -	\$ -	\$ -	0%
Expense	10	438	LAW ENFORCEMENT GRAN	CONTROLLED PROPERTY EXP-LEVS	\$ -	\$ -	\$ -	\$ -	0%
Expense	10	438	LAW ENFORCEMENT GRAN	DENTAL INSURANCE	\$ -	\$ -	\$ -	\$ -	0%
Expense	10	438	LAW ENFORCEMENT GRAN	DEPARTMENTAL SUPPLY	\$ 1,050.00	\$ -	\$ -	\$ -	0%
Expense	10	438	LAW ENFORCEMENT GRAN	DEPARTMENTAL SUPPLY-LEVS	\$ -	\$ -	\$ -	\$ -	0%
Expense	10	438	LAW ENFORCEMENT GRAN	DUES/SUBSCRIPTIONS	\$ 13,077.60	\$ -	\$ -	\$ -	0%
Expense	10	438	LAW ENFORCEMENT GRAN	DUES/SUBSCRIPTIONS-LEVS	\$ -	\$ -	\$ -	\$ -	0%
Expense	10	438	LAW ENFORCEMENT GRAN	EMPLOYER 401K	\$ -	\$ -	\$ -	\$ -	0%
Expense	10	438	LAW ENFORCEMENT GRAN	GRANTS	\$ 4,075.45	\$ 5,000.00	\$ -	\$ (5,000.00)	-100%
Expense	10	438	LAW ENFORCEMENT GRAN	HOSPITAL INSURANCE	\$ -	\$ -	\$ -	\$ -	0%
Expense	10	438	LAW ENFORCEMENT GRAN	MAINT CONTRACTS-EQUIP	\$ 5,600.00	\$ -	\$ -	\$ -	0%
Expense	10	438	LAW ENFORCEMENT GRAN	MEDICARE TAXES	\$ -	\$ -	\$ -	\$ -	0%
Expense	10	438	LAW ENFORCEMENT GRAN	MISC GRANT EXPENSE	\$ -	\$ -	\$ -	\$ -	0%
Expense	10	438	LAW ENFORCEMENT GRAN	POSTAGE-LEVS	\$ -	\$ -	\$ -	\$ -	0%
Expense	10	438	LAW ENFORCEMENT GRAN	PROFESSIONAL SERVICES-LEVS	\$ -	\$ -	\$ -	\$ -	0%
Expense	10	438	LAW ENFORCEMENT GRAN	RETIREMENT	\$ -	\$ -	\$ -	\$ -	0%
Expense	10	438	LAW ENFORCEMENT GRAN	SALARIES/WAGES-P/T	\$ -	\$ -	\$ -	\$ -	0%
Expense	10	438	LAW ENFORCEMENT GRAN	SALARIES/WAGES-REG	\$ -	\$ -	\$ -	\$ -	0%
Expense	10	438	LAW ENFORCEMENT GRAN	SOCIAL SECURITY TAXES	\$ -	\$ -	\$ -	\$ -	0%
Expense	10	438	LAW ENFORCEMENT GRAN	TELECOMMUNICATIONS-LEVS	\$ -	\$ -	\$ -	\$ -	0%
Expense	10	438	LAW ENFORCEMENT GRAN	TRAVEL/TRAINING	\$ -	\$ -	\$ -	\$ -	0%
Expense	10	438	LAW ENFORCEMENT GRAN	TRAVEL/TRAINING-LEVS	\$ -	\$ -	\$ -	\$ -	0%
Expense	10	<b>438 Total</b>			\$ 41,823.28	\$ 17,769.00	\$ -	\$ (17,769.00)	-200%
Expense	10	<b>439</b>							
Expense	10	439	USDOJ COPS GRANT						
Expense	10	439	USDOJ COPS GRANT	AUTOMOTIVE SUPPLIES	\$ 258.63	\$ -	\$ -	\$ -	0%
Expense	10	439	USDOJ COPS GRANT	DENTAL INSURANCE	\$ 720.00	\$ -	\$ 720.00	\$ 720.00	0%
Expense	10	439	USDOJ COPS GRANT	DEPARTMENTAL SUPPLIES	\$ -	\$ -	\$ -	\$ -	0%

Account Type	Fund#	Dept #	Department Description	Account Description	Actuals FY23-24	Amended Budget FY24-25	Manager's Budget FY25-26	Change from Amend	% Change from Amend
Expense	10	439	USDOJ COPS GRANT	EMPLOYER 401K	\$ 15,224.16	\$ -	\$ 15,179.00	\$ 15,179.00	0%
Expense	10	439	USDOJ COPS GRANT	HOSPITAL INSURANCE	\$ 52,800.00	\$ -	\$ 52,800.00	\$ 52,800.00	0%
Expense	10	439	USDOJ COPS GRANT	MEDICARE TAXES	\$ 3,649.79	\$ -	\$ 3,814.72	\$ 3,814.72	0%
Expense	10	439	USDOJ COPS GRANT	MOTOR FUELS/OILS	\$ 6,708.01	\$ -	\$ -	\$ -	0%
Expense	10	439	USDOJ COPS GRANT	RETIREMENT	\$ 35,714.41	\$ -	\$ 39,728.00	\$ 39,728.00	0%
Expense	10	439	USDOJ COPS GRANT	SALARIES/WAGES-REG	\$ 258,732.81	\$ -	\$ 263,102.00	\$ 263,102.00	0%
Expense	10	439	USDOJ COPS GRANT	SOCIAL SECURITY TAXES	\$ 15,606.21	\$ -	\$ 16,312.40	\$ 16,312.40	0%
Expense	10	439	USDOJ COPS GRANT	TELECOMMUNICATIONS	\$ 2,049.36	\$ -	\$ -	\$ -	0%
Expense	10	439	USDOJ COPS GRANT	UNIFORMS/CLOTHING	\$ -	\$ -	\$ -	\$ -	0%
Expense	10	<b>439 Total</b>			\$ 391,463.38	\$ -	\$ 391,656.12	\$ 391,656.12	0%
Expense	10	<b>440</b>							
Expense	10	440	SCHOOL RESOURCE OFFICERS						
Expense	10	440	SCHOOL RESOURCE OFFIC	AUTOMOTIVE SUPPLIES	\$ 11,469.77	\$ 11,500.00	\$ 15,000.00	\$ 3,500.00	30%
Expense	10	440	SCHOOL RESOURCE OFFIC	AWARDS/APPRECIATION	\$ 964.40	\$ 1,000.00	\$ 1,000.00	\$ -	0%
Expense	10	440	SCHOOL RESOURCE OFFIC	CAPITAL EQUIPMENT	\$ 157,791.08	\$ 201,697.00	\$ 100,000.16	\$ (101,696.84)	-50%
Expense	10	440	SCHOOL RESOURCE OFFIC	CONTROLLED PROPERTY EXP	\$ 6,810.70	\$ 10,689.00	\$ 20,790.00	\$ 10,101.00	94%
Expense	10	440	SCHOOL RESOURCE OFFIC	DENTAL INSURANCE	\$ 1,978.76	\$ 2,700.00	\$ 2,160.00	\$ (540.00)	-20%
Expense	10	440	SCHOOL RESOURCE OFFIC	DEPARTMENTAL SUPPLY	\$ 3,663.95	\$ 9,694.00	\$ 5,500.00	\$ (4,194.00)	-43%
Expense	10	440	SCHOOL RESOURCE OFFIC	DONATIONS-CC STAR PROGRAM (PREV I	\$ 3,028.63	\$ 13,153.00	\$ 2,000.00	\$ (11,153.00)	-85%
Expense	10	440	SCHOOL RESOURCE OFFIC	DONATIONS-STAR PROG SUMMER CAMF	\$ 3,806.00	\$ 22,252.00	\$ 10,000.00	\$ (12,252.00)	-55%
Expense	10	440	SCHOOL RESOURCE OFFIC	DUES/SUBSCRIPTIONS	\$ -	\$ 2,982.00	\$ -	\$ (2,982.00)	-100%
Expense	10	440	SCHOOL RESOURCE OFFIC	EMPLOYER 401K	\$ 42,963.51	\$ 57,708.00	\$ 47,974.20	\$ (9,733.80)	-17%
Expense	10	440	SCHOOL RESOURCE OFFIC	HOSPITAL INSURANCE	\$ 145,109.25	\$ 198,000.00	\$ 158,400.00	\$ (39,600.00)	-20%
Expense	10	440	SCHOOL RESOURCE OFFIC	MEDICARE TAXES	\$ 10,223.97	\$ 13,946.00	\$ 11,593.90	\$ (2,352.10)	-17%
Expense	10	440	SCHOOL RESOURCE OFFIC	MOTOR FUELS/OILS	\$ 22,567.99	\$ 17,000.00	\$ 20,000.00	\$ 3,000.00	18%
Expense	10	440	SCHOOL RESOURCE OFFIC	RETIREMENT	\$ 100,793.05	\$ 145,862.00	\$ 120,736.00	\$ (25,126.00)	-17%
Expense	10	440	SCHOOL RESOURCE OFFIC	SALARIES/WAGES-REG	\$ 729,910.17	\$ 961,837.00	\$ 799,608.00	\$ (162,229.00)	-17%
Expense	10	440	SCHOOL RESOURCE OFFIC	SOCIAL SECURITY TAXES	\$ 43,716.39	\$ 59,634.00	\$ 49,575.80	\$ (10,058.20)	-17%
Expense	10	440	SCHOOL RESOURCE OFFIC	TRAVEL/TRAINING	\$ -	\$ 11,000.00	\$ 10,000.00	\$ (1,000.00)	-9%
Expense	10	440	SCHOOL RESOURCE OFFIC	UNIFORMS/CLOTHING	\$ 5,919.97	\$ 5,500.00	\$ 6,000.00	\$ 500.00	9%
Expense	10	<b>440 Total</b>			\$ 1,290,717.59	\$ 1,746,154.00	\$ 1,380,338.06	\$ (365,815.94)	-316%
Expense	10	<b>441</b>							
Expense	10	441	SHERIFF'S OFFICE						
Expense	10	441	SHERIFF'S OFFICE	ADVERTISING/PROMOTIONS	\$ 11,887.60	\$ 4,000.00	\$ 7,000.00	\$ 3,000.00	75%
Expense	10	441	SHERIFF'S OFFICE	AUTOMOTIVE SUPPLIES	\$ 184,649.12	\$ 150,000.00	\$ 200,000.00	\$ 50,000.00	33%
Expense	10	441	SHERIFF'S OFFICE	AWARDS/APPRECIATION	\$ 2,132.20	\$ 2,000.00	\$ 6,500.00	\$ 4,500.00	225%
Expense	10	441	SHERIFF'S OFFICE	CANINE SUPPLIES & MEDICAL	\$ 5,762.12	\$ 7,500.00	\$ 8,500.00	\$ 1,000.00	13%
Expense	10	441	SHERIFF'S OFFICE	CAP EQUIP-MAJOR REPAIRS	\$ -	\$ -	\$ -	\$ -	0%
Expense	10	441	SHERIFF'S OFFICE	CAPITAL EQUIPMENT	\$ 1,068,860.17	\$ 1,919,378.00	\$ 875,000.98	\$ (1,044,377.02)	-54%
Expense	10	441	SHERIFF'S OFFICE	CONTRACTED SERVICES	\$ 20,113.62	\$ 59,484.00	\$ 60,244.00	\$ 760.00	1%
Expense	10	441	SHERIFF'S OFFICE	CONTROLLED PROPERTY EXP	\$ 226,792.31	\$ 104,907.00	\$ 178,925.00	\$ 74,018.00	71%
Expense	10	441	SHERIFF'S OFFICE	DENTAL INSURANCE	\$ 19,295.88	\$ 20,340.00	\$ 20,340.00	\$ -	0%
Expense	10	441	SHERIFF'S OFFICE	DEPARTMENTAL SUPPLY	\$ 104,047.58	\$ 115,689.00	\$ 120,150.00	\$ 4,461.00	4%
Expense	10	441	SHERIFF'S OFFICE	DONATIONS CANINE SPECIFIC	\$ -	\$ 7,507.00	\$ -	\$ (7,507.00)	-100%
Expense	10	441	SHERIFF'S OFFICE	DONATIONS/CONTRI	\$ 17,570.78	\$ 76,212.00	\$ 12,000.00	\$ (64,212.00)	-84%
Expense	10	441	SHERIFF'S OFFICE	DONATIONS-CAP EQUIP-GENRL	\$ -	\$ 19,643.00	\$ -	\$ (19,643.00)	-100%
Expense	10	441	SHERIFF'S OFFICE	DONATIONS-CHAPLAINS FUND	\$ 3,965.18	\$ 34,142.00	\$ -	\$ (34,142.00)	-100%
Expense	10	441	SHERIFF'S OFFICE	DONATIONS-EQUIPMENT-GENERAL	\$ -	\$ -	\$ -	\$ -	0%
Expense	10	441	SHERIFF'S OFFICE	DONATIONS-EXPLORERS PROGRAM	\$ -	\$ 2,083.00	\$ 1,000.00	\$ (1,083.00)	-52%
Expense	10	441	SHERIFF'S OFFICE	DONATIONS-SHERIFF CANINES	\$ -	\$ 1,297.00	\$ 1,000.00	\$ (297.00)	-23%
Expense	10	441	SHERIFF'S OFFICE	DONATNS-SHERIFF CHRISTMAS	\$ 2,728.72	\$ 6,093.00	\$ 5,000.00	\$ (1,093.00)	-18%
Expense	10	441	SHERIFF'S OFFICE	DUES/SUBSCRIPTIONS	\$ 93,871.93	\$ 171,875.00	\$ 281,784.00	\$ 109,909.00	64%
Expense	10	441	SHERIFF'S OFFICE	EMPLOYER 401K	\$ 479,895.27	\$ 492,196.00	\$ 511,884.00	\$ 19,688.00	4%
Expense	10	441	SHERIFF'S OFFICE	ERAD SEIZURES	\$ -	\$ -	\$ -	\$ -	0%
Expense	10	441	SHERIFF'S OFFICE	HOSPITAL INSURANCE	\$ 1,438,130.60	\$ 1,531,200.00	\$ 1,531,200.00	\$ -	0%
Expense	10	441	SHERIFF'S OFFICE	INVESTIGATE/SEARCH/RESCUE	\$ 939.98	\$ 1,000.00	\$ 1,000.00	\$ -	0%
Expense	10	441	SHERIFF'S OFFICE	Lease Purchase Payments	\$ -	\$ -	\$ 271,255.00	\$ 271,255.00	0%
Expense	10	441	SHERIFF'S OFFICE	LICENSE/PERMIT/CERTIFCATE	\$ 4,029.00	\$ 29,078.00	\$ 49,995.00	\$ 20,917.00	72%
Expense	10	441	SHERIFF'S OFFICE	MAINT BLDG/GROUNDS	\$ -	\$ -	\$ -	\$ -	0%
Expense	10	441	SHERIFF'S OFFICE	MAINT CONTRACTS-EQUIP	\$ 31,251.58	\$ 63,868.00	\$ 70,283.00	\$ 6,415.00	10%
Expense	10	441	SHERIFF'S OFFICE	MEDICARE TAXES	\$ 124,611.08	\$ 125,926.00	\$ 130,963.00	\$ 5,037.00	4%
Expense	10	441	SHERIFF'S OFFICE	MISCELLANEOUS EXP	\$ 10,000.00	\$ 10,000.00	\$ 10,000.00	\$ -	0%
Expense	10	441	SHERIFF'S OFFICE	MOTOR FUELS/OILS	\$ 385,291.90	\$ 330,000.00	\$ 385,000.00	\$ 55,000.00	17%
Expense	10	441	SHERIFF'S OFFICE	NARC DRUG BUYS	\$ -	\$ -	\$ -	\$ -	0%
Expense	10	441	SHERIFF'S OFFICE	PENALTY EXPENSE	\$ -	\$ -	\$ -	\$ -	0%
Expense	10	441	SHERIFF'S OFFICE	POSTAGE	\$ 8,451.82	\$ 10,000.00	\$ 10,000.00	\$ -	0%
Expense	10	441	SHERIFF'S OFFICE	PROFESSIONAL SERV	\$ 29,430.44	\$ 26,304.00	\$ 30,214.00	\$ 3,910.00	15%
Expense	10	441	SHERIFF'S OFFICE	RENTAL/LEASE EQUIP/OTHER	\$ -	\$ 500.00	\$ 500.00	\$ -	0%
Expense	10	441	SHERIFF'S OFFICE	REPAIRS ON EQUIPMENT	\$ 2,453.00	\$ 1,000.00	\$ 1,000.00	\$ -	0%
Expense	10	441	SHERIFF'S OFFICE	RETIREMENT	\$ 1,119,563.57	\$ 1,238,693.00	\$ 1,288,241.00	\$ 49,548.00	4%
Expense	10	441	SHERIFF'S OFFICE	SALARIES/WAGES-P/T	\$ 413,024.46	\$ 377,775.00	\$ 392,886.00	\$ 15,111.00	4%
Expense	10	441	SHERIFF'S OFFICE	SALARIES/WAGES-REG	\$ 8,134,671.66	\$ 8,221,989.00	\$ 8,531,395.00	\$ 309,406.00	4%
Expense	10	441	SHERIFF'S OFFICE	SHERIFF CANINE FUNDRAISER	\$ -	\$ 13,223.00	\$ -	\$ (13,223.00)	-100%



Account Type	Fund#	Dept #	Department Description	Account Description	Actuals FY23-24	Amended Budget FY24-25	Manager's Budget FY25-26	Change from Amend	% Change from Amend
Expense	10	441	SHERIFF'S OFFICE	SHERIFF CANINE USPCA	\$ -	\$ -	\$ -	\$ -	0%
Expense	10	441	SHERIFF'S OFFICE	SHERIFF CANINE VESTS	\$ -	\$ 3,010.00	\$ -	\$ (3,010.00)	-100%
Expense	10	441	SHERIFF'S OFFICE	SHERIFF SUPPLMENT PENSION	\$ 280,194.35	\$ 250,000.00	\$ 300,000.00	\$ 50,000.00	20%
Expense	10	441	SHERIFF'S OFFICE	SOCIAL SECURITY TAXES	\$ 531,254.92	\$ 538,441.00	\$ 559,979.00	\$ 21,538.00	4%
Expense	10	441	SHERIFF'S OFFICE	TELECOMMUNICATIONS	\$ 81,936.51	\$ 97,771.00	\$ 101,530.00	\$ 3,759.00	4%
Expense	10	441	SHERIFF'S OFFICE	TRAVEL/TRAINING	\$ 50,087.54	\$ 40,000.00	\$ 60,000.00	\$ 20,000.00	50%
Expense	10	441	SHERIFF'S OFFICE	UNIFORMS/CLOTHING	\$ 90,412.35	\$ 100,000.00	\$ 112,250.00	\$ 12,250.00	12%
Expense	10	441	SHERIFF'S OFFICE	UNINSURED SETTLEMENT	\$ 3,100.00	\$ -	\$ -	\$ -	0%
Expense	10	<b>441 Total</b>			\$ 14,980,407.24	\$ 16,204,124.00	\$ 16,127,018.98	\$ (77,105.02)	-22%
Expense	10	<b>442</b>							
Expense	10	442	FEDERAL FORFEITED PROP						
Expense	10	442	FEDERAL FORFEITED PROF CAPITAL EQUIPMENT		\$ -	\$ 26,032.00	\$ -	\$ (26,032.00)	-100%
Expense	10	442	FEDERAL FORFEITED PROF DEPARTMENTAL SUPPLY		\$ -	\$ -	\$ -	\$ -	0%
Expense	10	442	FEDERAL FORFEITED PROF TRAVEL/TRAINING		\$ -	\$ 6,000.00	\$ -	\$ (6,000.00)	-100%
Expense	10	442	FEDERAL FORFEITED PROF UNIFORMS/CLOTHING		\$ -	\$ -	\$ -	\$ -	0%
Expense	10	<b>442 Total</b>			\$ -	\$ 32,032.00	\$ -	\$ (32,032.00)	-200%
Expense	10	<b>443</b>							
Expense	10	443	STATE FORFEITED PROPERTY						
Expense	10	443	STATE FORFEITED PROPER AUTOMOTIVE SUPPLIES		\$ 7,915.00	\$ -	\$ -	\$ -	0%
Expense	10	443	STATE FORFEITED PROPER CAPITAL EQUIPMENT		\$ 23,985.61	\$ 14,989.00	\$ -	\$ (14,989.00)	-100%
Expense	10	443	STATE FORFEITED PROPER CONTRACTED SERVICES		\$ -	\$ -	\$ -	\$ -	0%
Expense	10	443	STATE FORFEITED PROPER CONTROLLED PROPERTY EXP		\$ 27,975.19	\$ -	\$ -	\$ -	0%
Expense	10	443	STATE FORFEITED PROPER DEPARTMENTAL SUPPLY		\$ 26,935.13	\$ -	\$ -	\$ -	0%
Expense	10	443	STATE FORFEITED PROPER DONATIONS-CAP EQUIP-GENRL		\$ -	\$ -	\$ -	\$ -	0%
Expense	10	443	STATE FORFEITED PROPER DUES/SUBSCRIPTIONS		\$ -	\$ 20,000.00	\$ -	\$ (20,000.00)	-100%
Expense	10	443	STATE FORFEITED PROPER INVESTIGATE/SEARCH/RESCUE		\$ 115.00	\$ -	\$ -	\$ -	0%
Expense	10	443	STATE FORFEITED PROPER LICENSE/PERMIT/CERTIFCATE		\$ -	\$ 41,066.00	\$ -	\$ (41,066.00)	-100%
Expense	10	443	STATE FORFEITED PROPER MISCELLANEOUS EXP		\$ 23,052.56	\$ 35,011.00	\$ 50,000.00	\$ 14,989.00	43%
Expense	10	443	STATE FORFEITED PROPER UNIFORMS/CLOTHING		\$ 29,046.35	\$ 6,983.00	\$ -	\$ (6,983.00)	-100%
Expense	10	<b>443 Total</b>			\$ 139,024.84	\$ 118,049.00	\$ 50,000.00	\$ (68,049.00)	-357%
Expense	10	<b>444</b>							
Expense	10	444	DETENTION CENTER (JAIL)						
Expense	10	444	DETENTION CENTER (JAIL) AUTOMOTIVE SUPPLIES		\$ 19,154.99	\$ 20,000.00	\$ 20,000.00	\$ -	0%
Expense	10	444	DETENTION CENTER (JAIL) AWARDS/APPRECIATION		\$ -	\$ 1,000.00	\$ -	\$ (1,000.00)	-100%
Expense	10	444	DETENTION CENTER (JAIL) CAPITAL EQUIPMENT		\$ 106,005.06	\$ 176,364.00	\$ 90,000.17	\$ (86,363.83)	-49%
Expense	10	444	DETENTION CENTER (JAIL) CAPITAL EQUIPMENT-GRANTS		\$ -	\$ -	\$ -	\$ -	0%
Expense	10	444	DETENTION CENTER (JAIL) CONTRACTED SERVICES		\$ 1,607,292.43	\$ 1,548,648.00	\$ 1,652,898.00	\$ 104,250.00	7%
Expense	10	444	DETENTION CENTER (JAIL) CONTROLLED PROPERTY EXP		\$ 25,896.87	\$ 23,043.00	\$ 16,430.00	\$ (6,613.00)	-29%
Expense	10	444	DETENTION CENTER (JAIL) DENTAL INSURANCE		\$ 12,277.62	\$ 14,580.00	\$ 14,580.00	\$ -	0%
Expense	10	444	DETENTION CENTER (JAIL) DEPARTMENTAL SUPPLY		\$ 131,496.79	\$ 83,900.00	\$ 105,200.00	\$ 21,300.00	25%
Expense	10	444	DETENTION CENTER (JAIL) DETENTION FEES		\$ 40,000.00	\$ 100,000.00	\$ 100,000.00	\$ -	0%
Expense	10	444	DETENTION CENTER (JAIL) DUES/SUBSCRIPTIONS		\$ 2,719.76	\$ 15,200.00	\$ 6,681.00	\$ (8,519.00)	-56%
Expense	10	444	DETENTION CENTER (JAIL) EMPLOYER 401K		\$ 277,952.86	\$ 305,466.00	\$ 317,685.00	\$ 12,219.00	4%
Expense	10	444	DETENTION CENTER (JAIL) GRANTS		\$ 158,306.60	\$ 12,841.00	\$ -	\$ (12,841.00)	-100%
Expense	10	444	DETENTION CENTER (JAIL) H/INMATE-SSA		\$ 13,207.59	\$ 13,900.00	\$ 10,000.00	\$ (3,900.00)	-28%
Expense	10	444	DETENTION CENTER (JAIL) HOSPITAL INSURANCE		\$ 920,159.18	\$ 1,095,600.00	\$ 1,095,600.00	\$ -	0%
Expense	10	444	DETENTION CENTER (JAIL) HOSPITAL/DOCTOR FEES		\$ 472,537.58	\$ 698,000.00	\$ 475,000.00	\$ (223,000.00)	-32%
Expense	10	444	DETENTION CENTER (JAIL) INMATE INCENTIVE PROGRAM		\$ 38.34	\$ 2,000.00	\$ 2,000.00	\$ -	0%
Expense	10	444	DETENTION CENTER (JAIL) INSUR/LEGAL SETTLEMENT		\$ 629.99	\$ 75.00	\$ -	\$ (75.00)	-100%
Expense	10	444	DETENTION CENTER (JAIL) LAUNDRY/DRY CLEANING		\$ -	\$ -	\$ 5,000.00	\$ 5,000.00	0%
Expense	10	444	DETENTION CENTER (JAIL) LICENSE/PERMIT/CERTIFCATE		\$ 311.00	\$ 360.00	\$ 260.00	\$ (100.00)	-28%
Expense	10	444	DETENTION CENTER (JAIL) MAINT BLDG/GROUNDS		\$ 83,325.00	\$ 74,100.00	\$ 90,000.00	\$ 15,900.00	21%
Expense	10	444	DETENTION CENTER (JAIL) MAINT CONTRACTS-EQUIP		\$ 75,411.24	\$ 84,850.00	\$ 90,868.00	\$ 6,018.00	7%
Expense	10	444	DETENTION CENTER (JAIL) MEDICARE TAXES		\$ 66,078.21	\$ 74,346.00	\$ 77,319.80	\$ 2,973.80	4%
Expense	10	444	DETENTION CENTER (JAIL) MEDICINE & SUPPLIES		\$ -	\$ -	\$ 5,000.00	\$ 5,000.00	0%
Expense	10	444	DETENTION CENTER (JAIL) MOTOR FUELS/OILS		\$ 38,477.17	\$ 35,000.00	\$ 35,000.00	\$ -	0%
Expense	10	444	DETENTION CENTER (JAIL) PENALTY EXPENSE		\$ -	\$ -	\$ -	\$ -	0%
Expense	10	444	DETENTION CENTER (JAIL) PHARMACY FEES		\$ 116.00	\$ 472.00	\$ 1,000.00	\$ 528.00	112%
Expense	10	444	DETENTION CENTER (JAIL) PROFESSIONAL SERV		\$ 25,699.85	\$ 19,000.00	\$ 31,962.00	\$ 12,962.00	68%
Expense	10	444	DETENTION CENTER (JAIL) REFUNDS		\$ -	\$ 21,513.00	\$ -	\$ (21,513.00)	-100%
Expense	10	444	DETENTION CENTER (JAIL) RENTAL/LEASE EQUIP/OTHER		\$ 1,448.52	\$ 2,164.00	\$ -	\$ (2,164.00)	-100%
Expense	10	444	DETENTION CENTER (JAIL) REPAIRS ON EQUIPMENT		\$ 6,705.26	\$ 4,000.00	\$ 10,000.00	\$ 6,000.00	150%
Expense	10	444	DETENTION CENTER (JAIL) RETIREMENT		\$ 608,778.27	\$ 768,756.00	\$ 799,506.00	\$ 30,750.00	4%
Expense	10	444	DETENTION CENTER (JAIL) SALARIES/WAGES-O/T		\$ -	\$ 36,225.00	\$ 37,674.00	\$ 1,449.00	4%
Expense	10	444	DETENTION CENTER (JAIL) SALARIES/WAGES-REG		\$ 4,677,822.47	\$ 5,091,099.00	\$ 5,294,743.00	\$ 203,644.00	4%
Expense	10	444	DETENTION CENTER (JAIL) SOCIAL SECURITY TAXES		\$ 282,542.59	\$ 317,894.00	\$ 330,610.00	\$ 12,716.00	4%
Expense	10	444	DETENTION CENTER (JAIL) TRAVEL/TRAINING		\$ 8,232.58	\$ 10,000.00	\$ 10,000.00	\$ -	0%
Expense	10	444	DETENTION CENTER (JAIL) UNIFORMS/CLOTHING		\$ 75,292.49	\$ 63,246.00	\$ 60,500.00	\$ (2,746.00)	-4%
Expense	10	<b>444 Total</b>			\$ 9,737,916.31	\$ 10,713,642.00	\$ 10,785,516.97	\$ 71,874.97	-311%
Expense	10	<b>445</b>							
Expense	10	445	EMERGENCY MANAGEMENT						



Fiscal Year 2025-2026 Annual Budget

Account Type	Fund#	Dept #	Department Description	Account Description	Actuals FY23-24	Amended Budget FY24-25	Manager's Budget FY25-26	Change from Amend	% Change from Amend
Expense	10	445	EMERGENCY MANAGEMEN	ADVERTISING/PROMOTIONS	\$ -	\$ -	\$ -	\$ -	0%
Expense	10	445	EMERGENCY MANAGEMEN	AUTOMOTIVE SUPPLIES	\$ 5,483.69	\$ 6,000.00	\$ 6,000.00	\$ -	0%
Expense	10	445	EMERGENCY MANAGEMEN	AWARDS/APPRECIATION	\$ 15,935.47	\$ 13,426.00	\$ 18,000.00	\$ 4,574.00	34%
Expense	10	445	EMERGENCY MANAGEMEN	BOARD/COMMITTEE MEETG EXP	\$ -	\$ 100.00	\$ 100.00	\$ -	0%
Expense	10	445	EMERGENCY MANAGEMEN	CAPITAL EQUIPMENT	\$ 48,043.17	\$ 58,474.00	\$ -	\$ (58,474.00)	-100%
Expense	10	445	EMERGENCY MANAGEMEN	CONTRACTED SERVICES	\$ 27,187.00	\$ 157,710.00	\$ 162,560.00	\$ 4,850.00	3%
Expense	10	445	EMERGENCY MANAGEMEN	CONTROLLED PROPERTY EXP	\$ 6,898.26	\$ 3,300.00	\$ 8,000.00	\$ 4,700.00	142%
Expense	10	445	EMERGENCY MANAGEMEN	COVID RELIEF EXPENSES	\$ -	\$ -	\$ -	\$ -	0%
Expense	10	445	EMERGENCY MANAGEMEN	DENTAL INSURANCE	\$ 720.00	\$ 720.00	\$ 720.00	\$ -	0%
Expense	10	445	EMERGENCY MANAGEMEN	DEPARTMENTAL SUPPLY	\$ 6,474.72	\$ 9,500.00	\$ 6,000.00	\$ (3,500.00)	-37%
Expense	10	445	EMERGENCY MANAGEMEN	DONATIONS/CONTRI	\$ -	\$ -	\$ -	\$ -	0%
Expense	10	445	EMERGENCY MANAGEMEN	DUES/SUBSCRIPTIONS	\$ 7,264.43	\$ 7,850.00	\$ 6,500.00	\$ (1,350.00)	-17%
Expense	10	445	EMERGENCY MANAGEMEN	EMPLOYER 401K	\$ 15,092.30	\$ 14,760.00	\$ 15,350.40	\$ 590.40	4%
Expense	10	445	EMERGENCY MANAGEMEN	FOOD	\$ -	\$ -	\$ -	\$ -	0%
Expense	10	445	EMERGENCY MANAGEMEN	GRANTS	\$ 225,000.00	\$ 16,548.66	\$ -	\$ (16,548.66)	-100%
Expense	10	445	EMERGENCY MANAGEMEN	HOSPITAL INSURANCE	\$ 52,800.00	\$ 52,800.00	\$ 52,800.00	\$ -	0%
Expense	10	445	EMERGENCY MANAGEMEN	LICENSE/PERMIT/CERTIFCATE	\$ 7,030.00	\$ 810.00	\$ 810.00	\$ -	0%
Expense	10	445	EMERGENCY MANAGEMEN	MAINT CONTRACTS-EQUIP	\$ 3,339.28	\$ 3,000.00	\$ 3,000.00	\$ -	0%
Expense	10	445	EMERGENCY MANAGEMEN	MEDICARE TAXES	\$ 3,548.39	\$ 3,747.00	\$ 3,896.88	\$ 149.88	4%
Expense	10	445	EMERGENCY MANAGEMEN	MOTOR FUELS/OILS	\$ 9,338.89	\$ 6,000.00	\$ 6,000.00	\$ -	0%
Expense	10	445	EMERGENCY MANAGEMEN	PHARMACY FEES	\$ -	\$ -	\$ -	\$ -	0%
Expense	10	445	EMERGENCY MANAGEMEN	POSTAGE	\$ 775.50	\$ 800.00	\$ 800.00	\$ -	0%
Expense	10	445	EMERGENCY MANAGEMEN	PROFESSIONAL SERV	\$ -	\$ -	\$ -	\$ -	0%
Expense	10	445	EMERGENCY MANAGEMEN	REPAIRS ON EQUIPMENT	\$ 575.00	\$ 300.00	\$ 300.00	\$ -	0%
Expense	10	445	EMERGENCY MANAGEMEN	RETIREMENT	\$ 32,490.69	\$ 33,456.00	\$ 34,794.20	\$ 1,338.20	4%
Expense	10	445	EMERGENCY MANAGEMEN	SALARIES/WAGES-P/T	\$ 521.30	\$ 12,420.00	\$ 12,916.80	\$ 496.80	4%
Expense	10	445	EMERGENCY MANAGEMEN	SALARIES/WAGES-REG	\$ 253,751.92	\$ 245,999.00	\$ 255,839.00	\$ 9,840.00	4%
Expense	10	445	EMERGENCY MANAGEMEN	SOCIAL SECURITY TAXES	\$ 15,172.60	\$ 16,022.00	\$ 16,662.90	\$ 640.90	4%
Expense	10	445	EMERGENCY MANAGEMEN	TELECOMMUNICATIONS	\$ 3,229.05	\$ 7,300.00	\$ 7,300.00	\$ -	0%
Expense	10	445	EMERGENCY MANAGEMEN	TRAVEL/TRAINING	\$ 1,272.01	\$ 1,300.00	\$ 1,300.00	\$ -	0%
Expense	10	445	EMERGENCY MANAGEMEN	UNIFORMS/CLOTHING	\$ 3,136.09	\$ 3,248.00	\$ 3,248.00	\$ -	0%
Expense	10	445	EMERGENCY MANAGEMEN	UTILITIES	\$ 985.61	\$ 986.00	\$ 986.00	\$ -	0%
Expense	10	445	<b>Total</b>		\$ 746,065.37	\$ 676,576.66	\$ 623,884.18	\$ (52,692.48)	-50%
Expense	10	<b>446</b>							
Expense	10	446	EMERGENCY MEDICAL SERVICE						
Expense	10	446	EMERGENCY MEDICAL SEF	ADVERTISING/PROMOTIONS	\$ 10,402.24	\$ 6,000.00	\$ 10,000.00	\$ 4,000.00	67%
Expense	10	446	EMERGENCY MEDICAL SEF	AUTOMOTIVE SUPPLIES	\$ 205,271.61	\$ 130,000.00	\$ 186,200.00	\$ 56,200.00	43%
Expense	10	446	EMERGENCY MEDICAL SEF	AWARDS/APPRECIATION	\$ 17,821.86	\$ 9,000.00	\$ 21,250.00	\$ 12,250.00	136%
Expense	10	446	EMERGENCY MEDICAL SEF	C/O-BUILDING	\$ -	\$ -	\$ -	\$ -	0%
Expense	10	446	EMERGENCY MEDICAL SEF	CAP EQUIP-MAJOR REPAIRS	\$ -	\$ 2,680.00	\$ 15,000.00	\$ 12,320.00	460%
Expense	10	446	EMERGENCY MEDICAL SEF	CAPITAL EQUIPMENT	\$ 162,800.70	\$ 921,567.00	\$ 275,000.24	\$ (646,566.76)	-70%
Expense	10	446	EMERGENCY MEDICAL SEF	COLLECTION FEES	\$ 135.00	\$ 100.00	\$ 100.00	\$ -	0%
Expense	10	446	EMERGENCY MEDICAL SEF	CONTRACTED SERVICES	\$ 63,693.67	\$ 74,325.00	\$ 81,929.85	\$ 7,604.85	10%
Expense	10	446	EMERGENCY MEDICAL SEF	CONTROLLED PROPERTY EXP	\$ 115,216.46	\$ 107,674.00	\$ 106,800.00	\$ (874.00)	-1%
Expense	10	446	EMERGENCY MEDICAL SEF	DENTAL INSURANCE	\$ 16,561.18	\$ 19,080.00	\$ 19,080.00	\$ -	0%
Expense	10	446	EMERGENCY MEDICAL SEF	DEPARTMENTAL SUPPLY	\$ 57,579.45	\$ 43,380.00	\$ 41,749.00	\$ (1,631.00)	-4%
Expense	10	446	EMERGENCY MEDICAL SEF	DONATIONS-CAP EQUIP-GENRL	\$ -	\$ -	\$ -	\$ -	0%
Expense	10	446	EMERGENCY MEDICAL SEF	DUES/SUBSCRIPTIONS	\$ 31,841.39	\$ 54,718.00	\$ 53,768.00	\$ (950.00)	-2%
Expense	10	446	EMERGENCY MEDICAL SEF	EDUCATION/CERTIF/TRAINING	\$ 7,543.59	\$ 8,000.00	\$ 24,450.00	\$ 16,450.00	206%
Expense	10	446	EMERGENCY MEDICAL SEF	EMPLOYER 401K	\$ 471,644.05	\$ 509,250.00	\$ 529,620.00	\$ 20,370.00	4%
Expense	10	446	EMERGENCY MEDICAL SEF	HOSPITAL INSURANCE	\$ 1,240,886.57	\$ 1,412,400.00	\$ 1,412,400.00	\$ -	0%
Expense	10	446	EMERGENCY MEDICAL SEF	LAUNDRY/DRY CLEANING	\$ 86.65	\$ 100.00	\$ 200.00	\$ 100.00	100%
Expense	10	446	EMERGENCY MEDICAL SEF	Lease Purchase Payments	\$ -	\$ -	\$ 245,798.00	\$ 245,798.00	0%
Expense	10	446	EMERGENCY MEDICAL SEF	LICENSE/PERMIT/CERTIFCATE	\$ 26,004.62	\$ 27,950.00	\$ 33,912.00	\$ 5,962.00	21%
Expense	10	446	EMERGENCY MEDICAL SEF	MAINT BLDG/GROUNDS	\$ 19,969.61	\$ 18,000.00	\$ 41,500.00	\$ 23,500.00	131%
Expense	10	446	EMERGENCY MEDICAL SEF	MAINT CONTRACTS-EQUIP	\$ 57,126.91	\$ 91,938.00	\$ 150,175.00	\$ 58,237.00	63%
Expense	10	446	EMERGENCY MEDICAL SEF	MEDICAID-AMBLANCE PROVIDER IGT F	\$ 253,035.00	\$ 200,000.00	\$ 200,000.00	\$ -	0%
Expense	10	446	EMERGENCY MEDICAL SEF	MEDICARE TAXES	\$ 120,536.67	\$ 132,748.00	\$ 138,058.00	\$ 5,310.00	4%
Expense	10	446	EMERGENCY MEDICAL SEF	MEDICINE & SUPPLIES	\$ 205,564.10	\$ 150,000.00	\$ 305,291.54	\$ 155,291.54	104%
Expense	10	446	EMERGENCY MEDICAL SEF	MISC GRANT EXPENSE	\$ -	\$ -	\$ -	\$ -	0%
Expense	10	446	EMERGENCY MEDICAL SEF	MOTOR FUELS/OILS	\$ 271,208.16	\$ 241,910.00	\$ 300,000.00	\$ 58,090.00	24%
Expense	10	446	EMERGENCY MEDICAL SEF	PENALTY EXPENSE	\$ 50.00	\$ -	\$ -	\$ -	0%
Expense	10	446	EMERGENCY MEDICAL SEF	PHARMACY FEES	\$ 63,089.15	\$ 59,125.00	\$ 78,550.00	\$ 19,425.00	33%
Expense	10	446	EMERGENCY MEDICAL SEF	POSTAGE	\$ 484.94	\$ 500.00	\$ 504.00	\$ 4.00	1%
Expense	10	446	EMERGENCY MEDICAL SEF	PRIOR YEAR PAYABLE EXP	\$ -	\$ -	\$ -	\$ -	0%
Expense	10	446	EMERGENCY MEDICAL SEF	PROFESSIONAL SERV	\$ 1,059.99	\$ 5,330.00	\$ 5,900.00	\$ 570.00	11%
Expense	10	446	EMERGENCY MEDICAL SEF	REFUNDS	\$ 176,660.03	\$ 80,000.00	\$ 80,000.00	\$ -	0%
Expense	10	446	EMERGENCY MEDICAL SEF	RENT OF BUILDING/SPACE	\$ 30,840.97	\$ 34,240.00	\$ 36,639.96	\$ 2,399.96	7%
Expense	10	446	EMERGENCY MEDICAL SEF	RENTAL/LEASE EQUIP/OTHER	\$ 2,038.13	\$ 87.00	\$ 2,266.80	\$ 2,179.80	2506%
Expense	10	446	EMERGENCY MEDICAL SEF	REPAIRS ON EQUIPMENT	\$ 2,517.74	\$ 7,421.00	\$ 12,500.00	\$ 5,079.00	68%
Expense	10	446	EMERGENCY MEDICAL SEF	RETIREMENT	\$ 1,012,315.82	\$ 1,154,301.00	\$ 1,200,473.00	\$ 46,172.00	4%
Expense	10	446	EMERGENCY MEDICAL SEF	SALARIES/WAGES-P/T	\$ 645,337.42	\$ 667,500.00	\$ 694,200.00	\$ 26,700.00	4%
Expense	10	446	EMERGENCY MEDICAL SEF	SALARIES/WAGES-REG	\$ 7,903,858.81	\$ 8,487,508.00	\$ 8,827,008.00	\$ 339,500.00	4%
Expense	10	446	EMERGENCY MEDICAL SEF	SOCIAL SECURITY TAXES	\$ 515,396.58	\$ 567,610.00	\$ 590,314.00	\$ 22,704.00	4%

Account Type	Fund#	Dept #	Department Description	Account Description	Actuals FY23-24	Amended Budget FY24-25	Manager's Budget FY25-26	Change from Amend	% Change from Amend
Expense	10	446	EMERGENCY MEDICAL SEF	TELECOMMUNICATIONS	\$ 81,668.55	\$ 42,235.00	\$ 82,979.40	\$ 40,744.40	96%
Expense	10	446	EMERGENCY MEDICAL SEF	TRAVEL/TRAINING	\$ 20,371.19	\$ 17,000.00	\$ 55,500.00	\$ 38,500.00	226%
Expense	10	446	EMERGENCY MEDICAL SEF	UNIFORMS/CLOTHING	\$ 67,068.10	\$ 66,282.00	\$ 90,000.00	\$ 23,718.00	36%
Expense	10	446	EMERGENCY MEDICAL SEF	UTILITIES	\$ 86,539.82	\$ 65,696.00	\$ 66,680.16	\$ 984.16	1%
Expense	10	446	<b>Total</b>		\$ 13,964,205.73	\$ 15,415,655.00	\$ 16,015,796.95	\$ 600,141.95	4297%
Expense	10	447	<b>VOLUNTEER RESCUE</b>						
Expense	10	447	VOLUNTEER RESCUE	AUTOMOTIVE SUPPLIES	\$ -	\$ -	\$ -	\$ -	0%
Expense	10	447	VOLUNTEER RESCUE	AWARDS/APPRECIATION	\$ -	\$ -	\$ -	\$ -	0%
Expense	10	447	VOLUNTEER RESCUE	CAPITAL EQUIPMENT	\$ -	\$ -	\$ -	\$ -	0%
Expense	10	447	VOLUNTEER RESCUE	CONTROLLED PROPERTY EXP	\$ -	\$ -	\$ -	\$ -	0%
Expense	10	447	VOLUNTEER RESCUE	DEPARTMENTAL SUPPLY	\$ -	\$ -	\$ -	\$ -	0%
Expense	10	447	VOLUNTEER RESCUE	DUES/SUBSCRIPTIONS	\$ -	\$ -	\$ -	\$ -	0%
Expense	10	447	VOLUNTEER RESCUE	EDUCATION/CERTIF/TRAINING	\$ -	\$ -	\$ -	\$ -	0%
Expense	10	447	VOLUNTEER RESCUE	MAINT BLDG/GROUNDS	\$ -	\$ -	\$ -	\$ -	0%
Expense	10	447	VOLUNTEER RESCUE	MAINT CONTRACTS-EQUIP	\$ -	\$ -	\$ -	\$ -	0%
Expense	10	447	VOLUNTEER RESCUE	MEDICINE & SUPPLIES	\$ -	\$ -	\$ -	\$ -	0%
Expense	10	447	VOLUNTEER RESCUE	MOTOR FUELS/OILS	\$ -	\$ -	\$ -	\$ -	0%
Expense	10	447	VOLUNTEER RESCUE	TELECOMMUNICATIONS	\$ -	\$ -	\$ -	\$ -	0%
Expense	10	447	VOLUNTEER RESCUE	UNIFORMS/CLOTHING	\$ -	\$ -	\$ -	\$ -	0%
Expense	10	447	VOLUNTEER RESCUE	UTILITIES	\$ -	\$ -	\$ -	\$ -	0%
Expense	10	447	<b>Total</b>		\$ -	\$ -	\$ -	\$ -	0%
Expense	10	448	<b>E911 COMMUNICATIONS</b>						
Expense	10	448	E911 COMMUNICATIONS	AWARDS/APPRECIATION	\$ 3,225.15	\$ 1,000.00	\$ 3,500.00	\$ 2,500.00	250%
Expense	10	448	E911 COMMUNICATIONS	CAPITAL EQUIPMENT	\$ -	\$ -	\$ -	\$ -	0%
Expense	10	448	E911 COMMUNICATIONS	CONTRACTED SERVICES	\$ -	\$ 11,310.00	\$ 5,655.00	\$ (5,655.00)	-50%
Expense	10	448	E911 COMMUNICATIONS	CONTROLLED PROPERTY EXP	\$ -	\$ -	\$ -	\$ -	0%
Expense	10	448	E911 COMMUNICATIONS	DENTAL INSURANCE	\$ 3,465.00	\$ 3,240.00	\$ 3,240.00	\$ -	0%
Expense	10	448	E911 COMMUNICATIONS	DEPARTMENTAL SUPPLY	\$ 6,905.48	\$ 5,717.00	\$ 7,500.00	\$ 1,783.00	31%
Expense	10	448	E911 COMMUNICATIONS	DUES/SUBSCRIPTIONS	\$ 6,896.53	\$ 7,638.00	\$ 7,354.00	\$ (284.00)	-4%
Expense	10	448	E911 COMMUNICATIONS	EDUCATION/CERTIF/TRAINING	\$ -	\$ -	\$ 2,500.00	\$ 2,500.00	0%
Expense	10	448	E911 COMMUNICATIONS	EMPLOYER 401K	\$ 71,128.18	\$ 71,020.00	\$ 73,860.80	\$ 2,840.80	4%
Expense	10	448	E911 COMMUNICATIONS	HOSPITAL INSURANCE	\$ 254,100.00	\$ 237,600.00	\$ 237,600.00	\$ -	0%
Expense	10	448	E911 COMMUNICATIONS	LICENSE/PERMIT/CERTIFICATE	\$ -	\$ 260.00	\$ 260.00	\$ -	0%
Expense	10	448	E911 COMMUNICATIONS	MAINT CONTRACTS-EQUIP	\$ 115,675.98	\$ 163,266.00	\$ 189,240.00	\$ 25,974.00	16%
Expense	10	448	E911 COMMUNICATIONS	MEDICARE TAXES	\$ 17,011.89	\$ 18,067.00	\$ 18,789.70	\$ 722.70	4%
Expense	10	448	E911 COMMUNICATIONS	POSTAGE	\$ 105.50	\$ 400.00	\$ 500.00	\$ 100.00	25%
Expense	10	448	E911 COMMUNICATIONS	PROFESSIONAL SERV	\$ 11,424.00	\$ 2,000.00	\$ 2,000.00	\$ -	0%
Expense	10	448	E911 COMMUNICATIONS	RENTAL/LEASE EQUIP/OTHER	\$ 524.00	\$ 540.00	\$ 600.00	\$ 60.00	11%
Expense	10	448	E911 COMMUNICATIONS	REPAIRS ON EQUIPMENT	\$ -	\$ -	\$ 3,500.00	\$ 3,500.00	0%
Expense	10	448	E911 COMMUNICATIONS	RETIREMENT	\$ 153,136.34	\$ 160,978.00	\$ 167,417.00	\$ 6,439.00	4%
Expense	10	448	E911 COMMUNICATIONS	SALARIES/WAGES-P/T	\$ 7,424.43	\$ 62,359.00	\$ 64,853.40	\$ 2,494.40	4%
Expense	10	448	E911 COMMUNICATIONS	SALARIES/WAGES-REG	\$ 1,122,647.29	\$ 1,183,659.00	\$ 1,231,005.00	\$ 47,346.00	4%
Expense	10	448	E911 COMMUNICATIONS	SALARIES/WAGES-TRNG PREM	\$ 73,796.34	\$ -	\$ -	\$ -	0%
Expense	10	448	E911 COMMUNICATIONS	SOCIAL SECURITY TAXES	\$ 72,740.40	\$ 77,253.00	\$ 80,343.10	\$ 3,090.10	4%
Expense	10	448	E911 COMMUNICATIONS	TELECOMMUNICATIONS	\$ 1,401.82	\$ 1,783.00	\$ 2,000.00	\$ 217.00	12%
Expense	10	448	E911 COMMUNICATIONS	TRAVEL/TRAINING	\$ 4,318.68	\$ 4,000.00	\$ 7,800.00	\$ 3,800.00	95%
Expense	10	448	E911 COMMUNICATIONS	UNIFORMS/CLOTHING	\$ 1,845.98	\$ 100.00	\$ -	\$ (100.00)	-100%
Expense	10	448	<b>Total</b>		\$ 1,927,772.99	\$ 2,012,190.00	\$ 2,109,518.00	\$ 97,328.00	311%
Expense	10	449	<b>ELECTRONIC MAINTENANCE</b>						
Expense	10	449	ELECTRONIC MAINTENANCE	AUTOMOTIVE SUPPLIES	\$ 1,441.69	\$ 2,500.00	\$ 3,220.00	\$ 720.00	29%
Expense	10	449	ELECTRONIC MAINTENANCE	CAPITAL EQUIPMENT	\$ 262,792.21	\$ 245,300.00	\$ -	\$ (245,300.00)	-100%
Expense	10	449	ELECTRONIC MAINTENANCE	CONTROLLED PROPERTY EXP	\$ 249,262.53	\$ 6,700.00	\$ 250,000.00	\$ 243,300.00	3631%
Expense	10	449	ELECTRONIC MAINTENANCE	DENTAL INSURANCE	\$ 540.00	\$ 540.00	\$ 540.00	\$ -	0%
Expense	10	449	ELECTRONIC MAINTENANCE	DEPARTMENTAL SUPPLY	\$ 45,342.61	\$ 41,838.00	\$ 44,000.00	\$ 2,162.00	5%
Expense	10	449	ELECTRONIC MAINTENANCE	DUES/SUBSCRIPTIONS	\$ 2,997.78	\$ 4,538.00	\$ 3,600.00	\$ (938.00)	-21%
Expense	10	449	ELECTRONIC MAINTENANCE	EMPLOYER 401K	\$ 14,966.50	\$ 14,987.00	\$ 15,586.50	\$ 599.50	4%
Expense	10	449	ELECTRONIC MAINTENANCE	HOSPITAL INSURANCE	\$ 39,600.00	\$ 39,600.00	\$ 39,600.00	\$ -	0%
Expense	10	449	ELECTRONIC MAINTENANCE	INSURANCE /BONDING	\$ -	\$ -	\$ -	\$ -	0%
Expense	10	449	ELECTRONIC MAINTENANCE	LICENSE/PERMIT/CERTIFICATE	\$ 150.00	\$ 500.00	\$ 500.00	\$ -	0%
Expense	10	449	ELECTRONIC MAINTENANCE	MAINT CONTRACTS-EQUIP	\$ 291,828.76	\$ 317,117.00	\$ 327,188.62	\$ 10,071.62	3%
Expense	10	449	ELECTRONIC MAINTENANCE	MEDICARE TAXES	\$ 4,331.24	\$ 4,296.00	\$ 4,467.84	\$ 171.84	4%
Expense	10	449	ELECTRONIC MAINTENANCE	MOTOR FUELS/OILS	\$ 5,017.31	\$ 4,950.00	\$ 3,750.00	\$ (1,200.00)	-24%
Expense	10	449	ELECTRONIC MAINTENANCE	POSTAGE	\$ 156.59	\$ 500.00	\$ 500.00	\$ -	0%
Expense	10	449	ELECTRONIC MAINTENANCE	RENT OF BUILDING/SPACE	\$ 7,500.00	\$ 12,400.00	\$ 12,400.00	\$ -	0%
Expense	10	449	ELECTRONIC MAINTENANCE	RENTAL/LEASE EQUIP/OTHER	\$ 223.64	\$ 224.00	\$ 224.00	\$ -	0%
Expense	10	449	ELECTRONIC MAINTENANCE	REPAIRS ON EQUIPMENT	\$ 12,427.39	\$ 7,000.00	\$ 10,000.00	\$ 3,000.00	43%
Expense	10	449	ELECTRONIC MAINTENANCE	RETIREMENT	\$ 35,894.87	\$ 33,971.00	\$ 35,329.80	\$ 1,358.80	4%
Expense	10	449	ELECTRONIC MAINTENANCE	SALARIES/WAGES-P/T	\$ 48,756.00	\$ 46,575.00	\$ 48,438.00	\$ 1,863.00	4%
Expense	10	449	ELECTRONIC MAINTENANCE	SALARIES/WAGES-REG	\$ 253,103.46	\$ 249,789.00	\$ 259,781.00	\$ 9,992.00	4%

Account Type	Fund#	Dept #	Department Description	Account Description	Actuals FY23-24	Amended Budget FY24-25	Manager's Budget FY25-26	Change from Amend	% Change from Amend
Expense	10	449	ELECTRONIC MAINTENANCE	SOCIAL SECURITY TAXES	\$ 18,519.16	\$ 18,375.00	\$ 19,110.00	\$ 735.00	4%
Expense	10	449	ELECTRONIC MAINTENANCE	TELECOMMUNICATIONS	\$ 2,620.46	\$ 7,900.00	\$ 1,900.00	\$ (6,000.00)	-76%
Expense	10	449	ELECTRONIC MAINTENANCE	TRAVEL/TRAINING	\$ 3,712.20	\$ 3,400.00	\$ 4,000.00	\$ 600.00	18%
Expense	10	449	ELECTRONIC MAINTENANCE	UTILITIES	\$ 161.04	\$ 162.00	\$ 4,800.00	\$ 4,638.00	2863%
Expense	10	449 Total			\$ 1,301,345.44	\$ 1,063,162.00	\$ 1,088,935.76	\$ 25,773.76	6395%
Expense	10	450							
Expense	10	450	BUILDING INSPECTIONS						
Expense	10	450	BUILDING INSPECTIONS	AUTOMOTIVE SUPPLIES	\$ 2,518.71	\$ 4,000.00	\$ 4,000.00	\$ -	0%
Expense	10	450	BUILDING INSPECTIONS	AWARDS/APPRECIATION	\$ -	\$ 50.00	\$ 50.00	\$ -	0%
Expense	10	450	BUILDING INSPECTIONS	CAPITAL EQUIPMENT	\$ 82,869.54	\$ 41,588.00	\$ 43,000.00	\$ 1,412.00	3%
Expense	10	450	BUILDING INSPECTIONS	CONTRACTED SERVICES	\$ 14,682.72	\$ 10,000.00	\$ 20,000.00	\$ 10,000.00	100%
Expense	10	450	BUILDING INSPECTIONS	DENTAL INSURANCE	\$ 690.00	\$ 900.00	\$ 900.00	\$ -	0%
Expense	10	450	BUILDING INSPECTIONS	DEPARTMENTAL SUPPLY	\$ 1,633.47	\$ 6,250.00	\$ 12,500.00	\$ 6,250.00	100%
Expense	10	450	BUILDING INSPECTIONS	DUES/SUBSCRIPTIONS	\$ 5,715.70	\$ 6,500.00	\$ 6,500.00	\$ -	0%
Expense	10	450	BUILDING INSPECTIONS	EMPLOYER 401K	\$ 15,387.13	\$ 18,322.00	\$ 19,054.90	\$ 732.90	4%
Expense	10	450	BUILDING INSPECTIONS	HOSPITAL INSURANCE	\$ 50,600.00	\$ 66,000.00	\$ 66,000.00	\$ -	0%
Expense	10	450	BUILDING INSPECTIONS	LICENSE/PERMIT/CERTIFICATE	\$ 80.00	\$ 450.00	\$ 450.00	\$ -	0%
Expense	10	450	BUILDING INSPECTIONS	MAINT CONTRACTS-EQUIP	\$ 2,729.26	\$ 2,725.00	\$ 45,725.00	\$ 43,000.00	1578%
Expense	10	450	BUILDING INSPECTIONS	MEDICARE TAXES	\$ 3,948.25	\$ 4,428.00	\$ 4,605.12	\$ 177.12	4%
Expense	10	450	BUILDING INSPECTIONS	MOTOR FUELS/OILS	\$ 13,620.42	\$ 12,500.00	\$ 12,500.00	\$ -	0%
Expense	10	450	BUILDING INSPECTIONS	POSTAGE	\$ 30.23	\$ 100.00	\$ 100.00	\$ -	0%
Expense	10	450	BUILDING INSPECTIONS	REFUNDS	\$ -	\$ -	\$ -	\$ -	0%
Expense	10	450	BUILDING INSPECTIONS	RETIREMENT	\$ 33,130.23	\$ 41,529.00	\$ 43,190.20	\$ 1,661.20	4%
Expense	10	450	BUILDING INSPECTIONS	SALARIES/WAGES-P/T	\$ 30,487.09	\$ -	\$ -	\$ -	0%
Expense	10	450	BUILDING INSPECTIONS	SALARIES/WAGES-REG	\$ 261,003.02	\$ 305,361.00	\$ 317,575.00	\$ 12,214.00	4%
Expense	10	450	BUILDING INSPECTIONS	SOCIAL SECURITY TAXES	\$ 16,881.82	\$ 18,932.00	\$ 19,689.30	\$ 757.30	4%
Expense	10	450	BUILDING INSPECTIONS	TELECOMMUNICATIONS	\$ 3,983.14	\$ 5,000.00	\$ 5,000.00	\$ -	0%
Expense	10	450	BUILDING INSPECTIONS	TRAVEL/TRAINING	\$ 3,090.30	\$ 2,500.00	\$ 2,500.00	\$ -	0%
Expense	10	450	BUILDING INSPECTIONS	UNIFORMS/CLOTHING	\$ -	\$ -	\$ -	\$ -	0%
Expense	10	450 Total			\$ 543,081.03	\$ 547,135.00	\$ 623,339.52	\$ 76,204.52	1801%
Expense	10	451							
Expense	10	451	MEDICAL EXAMINER						
Expense	10	451	MEDICAL EXAMINER	HOSPITAL/DOCTOR FEES	\$ 77,100.00	\$ 82,500.00	\$ 65,000.00	\$ (17,500.00)	-21%
Expense	10	451 Total			\$ 77,100.00	\$ 82,500.00	\$ 65,000.00	\$ (17,500.00)	-21%
Expense	10	453							
Expense	10	453	HAZ-MAT CONTROL						
Expense	10	453	HAZ-MAT CONTROL	AUTOMOTIVE SUPPLIES	\$ -	\$ -	\$ -	\$ -	0%
Expense	10	453	HAZ-MAT CONTROL	CONTROLLED PROPERTY EXP	\$ -	\$ 1,500.00	\$ 1,500.00	\$ -	0%
Expense	10	453	HAZ-MAT CONTROL	DEPARTMENTAL SUPPLY	\$ 1,527.84	\$ -	\$ -	\$ -	0%
Expense	10	453	HAZ-MAT CONTROL	DUES/SUBSCRIPTIONS	\$ -	\$ 100.00	\$ 100.00	\$ -	0%
Expense	10	453	HAZ-MAT CONTROL	HOSPITAL/DOCTOR FEES	\$ 1,448.00	\$ 1,500.00	\$ 1,500.00	\$ -	0%
Expense	10	453	HAZ-MAT CONTROL	INSURANCE /BONDING	\$ -	\$ 1,550.00	\$ 1,550.00	\$ -	0%
Expense	10	453	HAZ-MAT CONTROL	MOTOR FUELS/OILS	\$ -	\$ -	\$ -	\$ -	0%
Expense	10	453	HAZ-MAT CONTROL	PROFESSIONAL SERV	\$ 470.00	\$ -	\$ -	\$ -	0%
Expense	10	453	HAZ-MAT CONTROL	TELECOMMUNICATIONS	\$ -	\$ -	\$ -	\$ -	0%
Expense	10	453	HAZ-MAT CONTROL	TRAVEL/TRAINING	\$ -	\$ -	\$ -	\$ -	0%
Expense	10	453	HAZ-MAT CONTROL	UNIFORMS/CLOTHING	\$ -	\$ -	\$ -	\$ -	0%
Expense	10	453 Total			\$ 3,445.84	\$ 4,650.00	\$ 4,650.00	\$ -	0%
Expense	10	470							
Expense	10	470	PUBLIC FIRING RANGE						
Expense	10	470	PUBLIC FIRING RANGE	ADVERTISING/PROMOTIONS	\$ 1,256.90	\$ 3,800.00	\$ 3,800.00	\$ -	0%
Expense	10	470	PUBLIC FIRING RANGE	AUTOMOTIVE SUPPLIES	\$ 2,468.84	\$ 4,000.00	\$ 3,500.00	\$ (500.00)	-13%
Expense	10	470	PUBLIC FIRING RANGE	AWARDS/APPRECIATION	\$ 1,250.72	\$ 500.00	\$ 700.00	\$ 200.00	40%
Expense	10	470	PUBLIC FIRING RANGE	BOARD/COMMITTEE MEETG EXP	\$ 120.85	\$ 500.00	\$ 750.00	\$ 250.00	50%
Expense	10	470	PUBLIC FIRING RANGE	CAP EQUIP-MAJOR REPAIRS	\$ -	\$ -	\$ 1,000.00	\$ 1,000.00	0%
Expense	10	470	PUBLIC FIRING RANGE	CAPITAL EQUIPMENT	\$ 23,793.00	\$ 36,280.00	\$ 45,000.00	\$ 8,720.00	24%
Expense	10	470	PUBLIC FIRING RANGE	CONCEALED WEAPONS CLASSES/MEALS	\$ 670.56	\$ 1,650.00	\$ 1,000.00	\$ (650.00)	-39%
Expense	10	470	PUBLIC FIRING RANGE	CONTRACTED LABOR	\$ 570.60	\$ 400.00	\$ 400.00	\$ -	0%
Expense	10	470	PUBLIC FIRING RANGE	CONTRACTED SERVICES	\$ 22,568.75	\$ 24,870.00	\$ 30,970.00	\$ 6,100.00	25%
Expense	10	470	PUBLIC FIRING RANGE	CONTROLLED PROPERTY EXP	\$ 8,959.57	\$ 8,000.00	\$ 10,000.00	\$ 2,000.00	25%
Expense	10	470	PUBLIC FIRING RANGE	DENTAL INSURANCE	\$ 450.00	\$ 900.00	\$ 900.00	\$ -	0%
Expense	10	470	PUBLIC FIRING RANGE	DEPARTMENTAL SUPPLY	\$ 30,364.54	\$ 32,000.00	\$ 55,700.00	\$ 23,700.00	74%
Expense	10	470	PUBLIC FIRING RANGE	DONATIONS/CONTRIBUTIONS	\$ 2,648.20	\$ 40,000.00	\$ -	\$ (40,000.00)	-100%
Expense	10	470	PUBLIC FIRING RANGE	DUES/SUBSCRIPTIONS	\$ 5,331.28	\$ 6,200.00	\$ 6,915.00	\$ 715.00	12%
Expense	10	470	PUBLIC FIRING RANGE	EMPLOYER 401K	\$ 8,643.03	\$ 13,998.00	\$ 14,557.90	\$ 559.90	4%
Expense	10	470	PUBLIC FIRING RANGE	GRANTS	\$ -	\$ 95,000.00	\$ -	\$ (95,000.00)	-100%
Expense	10	470	PUBLIC FIRING RANGE	HOSPITAL INSURANCE	\$ 33,000.00	\$ 66,000.00	\$ 66,000.00	\$ -	0%
Expense	10	470	PUBLIC FIRING RANGE	LAUNDRY/DRY CLEANING	\$ 1,149.86	\$ 1,600.00	\$ 1,600.00	\$ -	0%
Expense	10	470	PUBLIC FIRING RANGE	LICENSE/PERMIT/CERTIFICATE	\$ 155.00	\$ 555.00	\$ 555.00	\$ -	0%
Expense	10	470	PUBLIC FIRING RANGE	MAINT BLDG/GROUNDS	\$ 14,745.13	\$ 16,000.00	\$ 20,000.00	\$ 4,000.00	25%
Expense	10	470	PUBLIC FIRING RANGE	MAINT CONTRACTS-EQUIP	\$ 1,598.71	\$ 1,570.00	\$ 1,550.00	\$ (20.00)	-1%

Account Type	Fund#	Dept #	Department Description	Account Description	Actuals FY23-24	Amended Budget FY24-25	Manager's Budget FY25-26	Change from Amend	% Change from Amend
Expense	10	470	PUBLIC FIRING RANGE	MEDICARE TAXES	\$ 8,055.56	\$ 9,011.00	\$ 9,371.44	\$ 360.44	4%
Expense	10	470	PUBLIC FIRING RANGE	MEDICINE & SUPPLIES	\$ -	\$ 100.00	\$ 200.00	\$ 100.00	100%
Expense	10	470	PUBLIC FIRING RANGE	MOTOR FUELS/OILS	\$ 2,550.55	\$ 3,700.00	\$ 4,000.00	\$ 300.00	8%
Expense	10	470	PUBLIC FIRING RANGE	PENALTY EXPENSE	\$ -	\$ -	\$ -	\$ -	0%
Expense	10	470	PUBLIC FIRING RANGE	POSTAGE	\$ 133.70	\$ 500.00	\$ 500.00	\$ -	0%
Expense	10	470	PUBLIC FIRING RANGE	PRAP MERCHANDISE	\$ 95,050.88	\$ 79,000.00	\$ 115,600.00	\$ 36,600.00	46%
Expense	10	470	PUBLIC FIRING RANGE	PROFESSIONAL SERV	\$ 4,040.00	\$ 1,000.00	\$ 3,000.00	\$ 2,000.00	200%
Expense	10	470	PUBLIC FIRING RANGE	RENTAL/LEASE EQUIP/OTHER	\$ 950.00	\$ 3,000.00	\$ 3,000.00	\$ -	0%
Expense	10	470	PUBLIC FIRING RANGE	REPAIRS ON EQUIPMENT	\$ 6,367.75	\$ 5,000.00	\$ 5,000.00	\$ -	0%
Expense	10	470	PUBLIC FIRING RANGE	RETIREMENT	\$ 18,611.58	\$ 31,728.00	\$ 32,997.10	\$ 1,269.10	4%
Expense	10	470	PUBLIC FIRING RANGE	SALARIES/WAGES-P/T	\$ 415,538.97	\$ 320,000.00	\$ 332,800.00	\$ 12,800.00	4%
Expense	10	470	PUBLIC FIRING RANGE	SALARIES/WAGES-REG	\$ 145,048.31	\$ 233,292.00	\$ 242,624.00	\$ 9,332.00	4%
Expense	10	470	PUBLIC FIRING RANGE	SOCIAL SECURITY TAXES	\$ 34,444.68	\$ 38,528.00	\$ 40,069.10	\$ 1,541.10	4%
Expense	10	470	PUBLIC FIRING RANGE	TELECOMMUNICATIONS	\$ 1,024.68	\$ 1,200.00	\$ 1,200.00	\$ -	0%
Expense	10	470	PUBLIC FIRING RANGE	TRAVEL/TRAINING	\$ -	\$ 1,800.00	\$ 5,500.00	\$ 3,700.00	206%
Expense	10	470	PUBLIC FIRING RANGE	UNIFORMS/CLOTHING	\$ 2,206.06	\$ 1,500.00	\$ 1,500.00	\$ -	0%
Expense	10	470	PUBLIC FIRING RANGE	UTILITIES	\$ 20,242.78	\$ 19,000.00	\$ 19,000.00	\$ -	0%
Expense	10	470 Total			\$ 914,051.04	\$ 1,102,182.00	\$ 1,081,259.54	\$ (20,922.46)	605%
Expense	10	471							
Expense	10	471	SHOOTING RANGE-SKEET & TRAP						
Expense	10	471	SHOOTING RANGE-SKEET	DEPARTMENTAL SUPPLY	\$ -	\$ -	\$ -	\$ -	0%
Expense	10	471	SHOOTING RANGE-SKEET	PRAP MERCHANDISE	\$ -	\$ -	\$ -	\$ -	0%
Expense	10	471 Total			\$ -	\$ -	\$ -	\$ -	0%
Expense	10	491							
Expense	10	491	PLANNING & ZONING						
Expense	10	491	PLANNING & ZONING	ADVERTISING/PROMOTIONS	\$ 835.50	\$ 2,000.00	\$ 2,000.00	\$ -	0%
Expense	10	491	PLANNING & ZONING	AUTOMOTIVE SUPPLIES	\$ 105.32	\$ 500.00	\$ 500.00	\$ -	0%
Expense	10	491	PLANNING & ZONING	AWARDS/APPRECIATION	\$ -	\$ -	\$ 200.00	\$ 200.00	0%
Expense	10	491	PLANNING & ZONING	BOARD/COMMITTEE MEETG EXP	\$ 482.87	\$ 1,000.00	\$ 1,000.00	\$ -	0%
Expense	10	491	PLANNING & ZONING	CONTRACTED SERVICES	\$ 13,200.00	\$ 13,200.00	\$ 13,200.00	\$ -	0%
Expense	10	491	PLANNING & ZONING	DENTAL INSURANCE	\$ 1,155.00	\$ 1,260.00	\$ 1,260.00	\$ -	0%
Expense	10	491	PLANNING & ZONING	DEPARTMENTAL SUPPLY	\$ 3,825.90	\$ 3,303.00	\$ 6,000.00	\$ 2,697.00	82%
Expense	10	491	PLANNING & ZONING	DUES/SUBSCRIPTIONS	\$ 16,261.13	\$ 20,784.00	\$ 21,920.00	\$ 1,136.00	5%
Expense	10	491	PLANNING & ZONING	EMPLOYER 401K	\$ 21,499.61	\$ 22,523.00	\$ 23,423.90	\$ 900.90	4%
Expense	10	491	PLANNING & ZONING	HOSPITAL INSURANCE	\$ 84,700.00	\$ 92,400.00	\$ 92,400.00	\$ -	0%
Expense	10	491	PLANNING & ZONING	LICENSE/PERMIT/CERTIFICATE	\$ 23,425.00	\$ 13,919.00	\$ 13,592.00	\$ (327.00)	-2%
Expense	10	491	PLANNING & ZONING	MAINT CONTRACTS-EQUIP	\$ 4,429.80	\$ 5,750.00	\$ 4,650.00	\$ (1,100.00)	-19%
Expense	10	491	PLANNING & ZONING	MEDICARE TAXES	\$ 5,313.00	\$ 5,698.00	\$ 5,925.92	\$ 227.92	4%
Expense	10	491	PLANNING & ZONING	MOTOR FUELS/OILS	\$ 694.39	\$ 1,000.00	\$ 1,000.00	\$ -	0%
Expense	10	491	PLANNING & ZONING	POSTAGE	\$ 263.48	\$ 1,000.00	\$ 1,000.00	\$ -	0%
Expense	10	491	PLANNING & ZONING	PROFESSIONAL SERV	\$ 19,806.00	\$ 8,230.00	\$ 65,000.00	\$ 56,770.00	690%
Expense	10	491	PLANNING & ZONING	REFUNDS	\$ -	\$ -	\$ -	\$ -	0%
Expense	10	491	PLANNING & ZONING	REPAIRS ON EQUIPMENT	\$ -	\$ -	\$ -	\$ -	0%
Expense	10	491	PLANNING & ZONING	RETIREMENT	\$ 46,278.48	\$ 51,053.00	\$ 53,095.10	\$ 2,042.10	4%
Expense	10	491	PLANNING & ZONING	SALARIES/WAGES-P/T	\$ 18,660.36	\$ 17,595.00	\$ 18,298.80	\$ 703.80	4%
Expense	10	491	PLANNING & ZONING	SALARIES/WAGES-REG	\$ 362,289.86	\$ 375,390.00	\$ 390,406.00	\$ 15,016.00	4%
Expense	10	491	PLANNING & ZONING	SOCIAL SECURITY TAXES	\$ 22,718.28	\$ 24,365.00	\$ 25,339.60	\$ 974.60	4%
Expense	10	491	PLANNING & ZONING	TELECOMMUNICATIONS	\$ 2,829.16	\$ 3,200.00	\$ 3,200.00	\$ -	0%
Expense	10	491	PLANNING & ZONING	TRAVEL/TRAINING	\$ 1,077.22	\$ 3,000.00	\$ 10,600.00	\$ 7,600.00	253%
Expense	10	491 Total			\$ 649,850.36	\$ 667,170.00	\$ 754,011.32	\$ 86,841.32	1033%
Expense	10	492							
Expense	10	492	ECONOMIC DEVELOPMENT						
Expense	10	492	ECONOMIC DEVELOPMEN	ADVERTISING/PROMOTIONS	\$ -	\$ -	\$ -	\$ -	0%
Expense	10	492	ECONOMIC DEVELOPMEN	CONTRACTED SERVICES	\$ 92,021.67	\$ 49,500.00	\$ 49,500.00	\$ -	0%
Expense	10	492	ECONOMIC DEVELOPMEN	DENTAL INSURANCE	\$ 330.00	\$ 540.00	\$ 540.00	\$ -	0%
Expense	10	492	ECONOMIC DEVELOPMEN	DEPARTMENTAL SUPPLY	\$ 9.76	\$ -	\$ -	\$ -	0%
Expense	10	492	ECONOMIC DEVELOPMEN	DUES/SUBSCRIPTIONS	\$ -	\$ -	\$ -	\$ -	0%
Expense	10	492	ECONOMIC DEVELOPMEN	EMPLOYER 401K	\$ 9,470.60	\$ 15,492.00	\$ 16,111.70	\$ 619.70	4%
Expense	10	492	ECONOMIC DEVELOPMEN	GRANTS	\$ 326,500.00	\$ 164,000.00	\$ 0.02	\$ (163,999.98)	-100%
Expense	10	492	ECONOMIC DEVELOPMEN	HOSPITAL INSURANCE	\$ 24,200.00	\$ 39,600.00	\$ 39,600.00	\$ -	0%
Expense	10	492	ECONOMIC DEVELOPMEN	INDUSTRIAL INCENTIVE GRNT	\$ 1,867,691.96	\$ 1,497,900.00	\$ 1,500,000.00	\$ 2,100.00	0%
Expense	10	492	ECONOMIC DEVELOPMEN	MAINT CONTRACTS-EQUIP	\$ 2,059.79	\$ 2,100.00	\$ -	\$ (2,100.00)	-100%
Expense	10	492	ECONOMIC DEVELOPMEN	MEDICARE TAXES	\$ 2,211.03	\$ 3,744.00	\$ 3,893.76	\$ 149.76	4%
Expense	10	492	ECONOMIC DEVELOPMEN	MISCELLANEOUS EXP	\$ -	\$ -	\$ -	\$ -	0%
Expense	10	492	ECONOMIC DEVELOPMEN	POSTAGE	\$ -	\$ -	\$ -	\$ -	0%
Expense	10	492	ECONOMIC DEVELOPMEN	PROFESSIONAL SERV	\$ -	\$ -	\$ -	\$ -	0%
Expense	10	492	ECONOMIC DEVELOPMEN	RETIREMENT	\$ 20,395.99	\$ 35,114.00	\$ 36,518.60	\$ 1,404.60	4%
Expense	10	492	ECONOMIC DEVELOPMEN	SALARIES/WAGES-REG	\$ 158,844.74	\$ 258,192.00	\$ 268,520.00	\$ 10,328.00	4%
Expense	10	492	ECONOMIC DEVELOPMEN	SHELL BLDG SETTLEMENT	\$ -	\$ -	\$ -	\$ -	0%
Expense	10	492	ECONOMIC DEVELOPMEN	SOCIAL SECURITY TAXES	\$ 9,454.21	\$ 16,008.00	\$ 16,648.30	\$ 640.30	4%
Expense	10	492	ECONOMIC DEVELOPMEN	TRAVEL/TRAINING	\$ 1,346.85	\$ -	\$ -	\$ -	0%
Expense	10	492 Total			\$ 2,514,536.60	\$ 2,082,190.00	\$ 1,931,332.38	\$ (150,857.62)	-180%



Account Type	Fund#	Dept #	Department Description	Account Description	Actuals FY23-24	Amended Budget FY24-25	Manager's Budget FY25-26	Change from Amend	% Change from Amend
Expense	10								
Expense	10	494		<b>BUSINESS DEVELOPMENT</b>					
Expense	10	494	BUSINESS DEVELOPMENT	AUTOMOTIVE SUPPLIES	\$ -	\$ 250.00	\$ 250.00	\$ -	0%
Expense	10	494	BUSINESS DEVELOPMENT	CONTRACTED SERVICES	\$ 12,611.40	\$ 94,889.00	\$ 600,000.00	\$ 505,111.00	532%
Expense	10	494	BUSINESS DEVELOPMENT	DENTAL INSURANCE	\$ -	\$ 180.00	\$ 180.00	\$ -	0%
Expense	10	494	BUSINESS DEVELOPMENT	DEPARTMENTAL SUPPLY	\$ -	\$ 1,500.00	\$ 1,500.00	\$ -	0%
Expense	10	494	BUSINESS DEVELOPMENT	DUES/SUBSCRIPTIONS	\$ -	\$ 360.00	\$ -	\$ (360.00)	-100%
Expense	10	494	BUSINESS DEVELOPMENT	EMPLOYER 401K	\$ -	\$ 6,877.00	\$ 6,877.00	\$ -	0%
Expense	10	494	BUSINESS DEVELOPMENT	HOSPITAL INSURANCE	\$ -	\$ 13,200.00	\$ 13,200.00	\$ -	0%
Expense	10	494	BUSINESS DEVELOPMENT	MEDICARE TAXES	\$ -	\$ 1,662.00	\$ 1,728.48	\$ 66.48	4%
Expense	10	494	BUSINESS DEVELOPMENT	MOTOR FUELS/OILS	\$ -	\$ 1,500.00	\$ 1,500.00	\$ -	0%
Expense	10	494	BUSINESS DEVELOPMENT	POSTAGE	\$ -	\$ 100.00	\$ -	\$ (100.00)	-100%
Expense	10	494	BUSINESS DEVELOPMENT	RENT OF BUILDING/SPACE	\$ -	\$ 1,500.00	\$ 500.00	\$ (1,000.00)	-67%
Expense	10	494	BUSINESS DEVELOPMENT	RETIREMENT	\$ -	\$ 15,587.00	\$ 16,210.50	\$ 623.50	4%
Expense	10	494	BUSINESS DEVELOPMENT	SALARIES/WAGES-REG	\$ -	\$ 114,612.00	\$ 119,196.00	\$ 4,584.00	4%
Expense	10	494	BUSINESS DEVELOPMENT	SOCIAL SECURITY TAXES	\$ -	\$ 7,106.00	\$ 7,390.24	\$ 284.24	4%
Expense	10	494	BUSINESS DEVELOPMENT	TRAVEL/TRAINING	\$ -	\$ 2,040.00	\$ 2,500.00	\$ 460.00	23%
Expense	10	494	<b>Total</b>		\$ 12,611.40	\$ 261,363.00	\$ 771,032.22	\$ 509,669.22	304%
Expense	10	495		<b>COOPERATIVE EXTENSION</b>					
Expense	10	495	COOPERATIVE EXTENSION	4H EVENTS	\$ -	\$ 3,000.00	\$ 4,000.00	\$ 1,000.00	33%
Expense	10	495	COOPERATIVE EXTENSION	4H PROGRAM ENHANCEMENTS	\$ 4,397.62	\$ 9,997.00	\$ -	\$ (9,997.00)	-100%
Expense	10	495	COOPERATIVE EXTENSION	4H SHOOTING SPORTS	\$ -	\$ 3,305.00	\$ -	\$ (3,305.00)	-100%
Expense	10	495	COOPERATIVE EXTENSION	ADVERTISING/PROMOTIONS	\$ 210.00	\$ 750.00	\$ 750.00	\$ -	0%
Expense	10	495	COOPERATIVE EXTENSION	AUTOMOTIVE SUPPLIES	\$ 885.21	\$ 500.00	\$ 1,500.00	\$ 1,000.00	200%
Expense	10	495	COOPERATIVE EXTENSION	AWARDS/APPRECIATION	\$ 252.20	\$ 750.00	\$ 750.00	\$ -	0%
Expense	10	495	COOPERATIVE EXTENSION	BOARD/COMMITTEE MEETG EXP	\$ -	\$ 750.00	\$ 500.00	\$ (250.00)	-33%
Expense	10	495	COOPERATIVE EXTENSION	CAPITAL EQUIPMENT	\$ 40,632.47	\$ -	\$ 25,000.00	\$ 25,000.00	0%
Expense	10	495	COOPERATIVE EXTENSION	CONTROLLED PROPERTY EXP	\$ -	\$ -	\$ -	\$ -	0%
Expense	10	495	COOPERATIVE EXTENSION	COOP NUTRITION CLASS EXP	\$ 9.75	\$ 978.00	\$ 750.00	\$ (228.00)	-23%
Expense	10	495	COOPERATIVE EXTENSION	CORN GROWERS ASSOC ACTIVY	\$ 4,442.74	\$ 4,207.00	\$ 1,500.00	\$ (2,707.00)	-64%
Expense	10	495	COOPERATIVE EXTENSION	DAIRY STEER PROJ-CONTRIBU	\$ 9,774.43	\$ 10,023.00	\$ -	\$ (10,023.00)	-100%
Expense	10	495	COOPERATIVE EXTENSION	DEPARTMENTAL SUPPLY	\$ 9,754.37	\$ 6,000.00	\$ 7,000.00	\$ 1,000.00	17%
Expense	10	495	COOPERATIVE EXTENSION	DONATIONS/CONTRI	\$ 1,251.50	\$ 2,878.00	\$ 1,000.00	\$ (1,878.00)	-65%
Expense	10	495	COOPERATIVE EXTENSION	DONATIONS-D LEATHERWOOD MEM GAI	\$ -	\$ -	\$ -	\$ -	0%
Expense	10	495	COOPERATIVE EXTENSION	DUES/SUBSCRIPTIONS	\$ 5,411.66	\$ 5,452.00	\$ 3,814.00	\$ (1,638.00)	-30%
Expense	10	495	COOPERATIVE EXTENSION	EFNEP-HLTHY TOGETHER GRANT	\$ -	\$ -	\$ -	\$ -	0%
Expense	10	495	COOPERATIVE EXTENSION	EMPLOYER 401K	\$ -	\$ 14,623.00	\$ 15,207.92	\$ 584.92	4%
Expense	10	495	COOPERATIVE EXTENSION	GRANTS	\$ 13,323.00	\$ 11,500.00	\$ 11,500.00	\$ -	0%
Expense	10	495	COOPERATIVE EXTENSION	GRG DONATIONS	\$ -	\$ 1,583.00	\$ -	\$ (1,583.00)	-100%
Expense	10	495	COOPERATIVE EXTENSION	HOME HORTICULTURE	\$ -	\$ 1,457.00	\$ -	\$ (1,457.00)	-100%
Expense	10	495	COOPERATIVE EXTENSION	HORTICULTURE ACTIVITIES	\$ 42.67	\$ 2,776.00	\$ -	\$ (2,776.00)	-100%
Expense	10	495	COOPERATIVE EXTENSION	HOSPITAL INSURANCE	\$ 25,017.62	\$ 27,000.00	\$ 27,000.00	\$ -	0%
Expense	10	495	COOPERATIVE EXTENSION	MAINT BLDG/GROUNDS	\$ -	\$ 500.00	\$ 1,000.00	\$ 500.00	100%
Expense	10	495	COOPERATIVE EXTENSION	MAINT CONTRACTS-EQUIP	\$ 1,192.74	\$ 1,200.00	\$ 2,000.00	\$ 800.00	67%
Expense	10	495	COOPERATIVE EXTENSION	MASTER GARDENERS	\$ 1,058.86	\$ 3,134.00	\$ 1,000.00	\$ (2,134.00)	-68%
Expense	10	495	COOPERATIVE EXTENSION	MEDICARE TAXES	\$ 2,842.48	\$ 3,534.00	\$ 3,675.36	\$ 141.36	4%
Expense	10	495	COOPERATIVE EXTENSION	MOTOR FUELS/OILS	\$ 614.31	\$ 750.00	\$ 1,250.00	\$ 500.00	67%
Expense	10	495	COOPERATIVE EXTENSION	POSTAGE	\$ 292.96	\$ 1,210.00	\$ 1,500.00	\$ 290.00	24%
Expense	10	495	COOPERATIVE EXTENSION	PROFESSIONAL SERV	\$ 36,432.00	\$ 52,500.00	\$ 64,000.00	\$ 11,500.00	22%
Expense	10	495	COOPERATIVE EXTENSION	REFUNDS	\$ -	\$ -	\$ -	\$ -	0%
Expense	10	495	COOPERATIVE EXTENSION	RENTAL/LEASE EQUIP/OTHER	\$ 2,190.16	\$ 2,191.00	\$ 3,326.00	\$ 1,135.00	52%
Expense	10	495	COOPERATIVE EXTENSION	REPAIRS ON EQUIPMENT	\$ 423.74	\$ -	\$ -	\$ -	0%
Expense	10	495	COOPERATIVE EXTENSION	RETIREMENT	\$ 48,598.91	\$ 33,145.00	\$ 34,470.80	\$ 1,325.80	4%
Expense	10	495	COOPERATIVE EXTENSION	SALARIES/WAGES-P/T	\$ -	\$ -	\$ -	\$ -	0%
Expense	10	495	COOPERATIVE EXTENSION	SALARIES/WAGES-REG	\$ 211,410.49	\$ 280,274.00	\$ 253,459.44	\$ (26,814.56)	-10%
Expense	10	495	COOPERATIVE EXTENSION	SOCIAL SECURITY TAXES	\$ 9,417.60	\$ 15,110.00	\$ 15,714.40	\$ 604.40	4%
Expense	10	495	COOPERATIVE EXTENSION	SUMMER FUN ACTIVITIES	\$ 5,458.12	\$ 3,859.00	\$ 2,500.00	\$ (1,359.00)	-35%
Expense	10	495	COOPERATIVE EXTENSION	TELECOMMUNICATIONS	\$ 1,982.32	\$ 2,700.00	\$ 2,800.00	\$ 100.00	4%
Expense	10	495	COOPERATIVE EXTENSION	TRAVEL/TRAINING	\$ 1,190.00	\$ 1,600.00	\$ 2,400.00	\$ 800.00	50%
Expense	10	495	COOPERATIVE EXTENSION	UNEMP COMPENSATION	\$ -	\$ -	\$ -	\$ -	0%
Expense	10	495	<b>Total</b>		\$ 438,509.93	\$ 509,236.00	\$ 489,367.92	\$ (19,868.08)	-278%
Expense	10	496		<b>FORESTRY</b>					
Expense	10	496	FORESTRY	CONTRACTED SERVICES	\$ 85,810.55	\$ 99,728.00	\$ 130,767.00	\$ 31,039.00	31%
Expense	10	496	<b>Total</b>		\$ 85,810.55	\$ 99,728.00	\$ 130,767.00	\$ 31,039.00	31%
Expense	10	497		<b>TRANSPORTATION ADMIN</b>					
Expense	10	497	TRANSPORTATION ADMIN	GRANTS	\$ 334,690.00	\$ 253,965.00	\$ 253,965.00	\$ -	0%
Expense	10	497	<b>Total</b>		\$ 334,690.00	\$ 253,965.00	\$ 253,965.00	\$ -	0%

Account Type	Fund#	Dept #	Department Description	Account Description	Actuals FY23-24	Amended Budget FY24-25	Manager's Budget FY25-26	Change from Amend	% Change from Amend
Expense	10	<b>498</b>							
Expense	10	498	<b>SOIL CONSERVATION</b>						
Expense	10	498	SOIL CONSERVATION	AUTOMOTIVE SUPPLIES	\$ 966.70	\$ 1,600.00	\$ 1,600.00	\$ -	0%
Expense	10	498	SOIL CONSERVATION	DENTAL INSURANCE	\$ 360.00	\$ 360.00	\$ 360.00	\$ -	0%
Expense	10	498	SOIL CONSERVATION	DEPARTMENTAL SUPPLY	\$ 1,184.34	\$ 1,300.00	\$ 1,300.00	\$ -	0%
Expense	10	498	SOIL CONSERVATION	DEPT SUPPLY-ED MATERIALS	\$ 784.35	\$ 1,000.00	\$ 1,000.00	\$ -	0%
Expense	10	498	SOIL CONSERVATION	DUES/SUBSCRIPTIONS	\$ 3,131.92	\$ 3,680.00	\$ 3,880.00	\$ 200.00	5%
Expense	10	498	SOIL CONSERVATION	EMPLOYER 401K	\$ 6,813.68	\$ 6,893.00	\$ 7,168.72	\$ 275.72	4%
Expense	10	498	SOIL CONSERVATION	FARM EQUIPMENT REPAIRS	\$ 1,653.48	\$ 1,000.00	\$ 1,000.00	\$ -	0%
Expense	10	498	SOIL CONSERVATION	GRANTS	\$ -	\$ 122,235.00	\$ 300.00	\$ (121,935.00)	-100%
Expense	10	498	SOIL CONSERVATION	HOSPITAL INSURANCE	\$ 26,400.00	\$ 26,400.00	\$ 26,400.00	\$ -	0%
Expense	10	498	SOIL CONSERVATION	MEDICARE TAXES	\$ 1,687.31	\$ 1,869.00	\$ 1,943.76	\$ 74.76	4%
Expense	10	498	SOIL CONSERVATION	MISCELLANEOUS EXP	\$ 1,544.21	\$ 3,000.00	\$ 3,000.00	\$ -	0%
Expense	10	498	SOIL CONSERVATION	MOTOR FUELS/OILS	\$ 960.71	\$ 2,000.00	\$ 2,000.00	\$ -	0%
Expense	10	498	SOIL CONSERVATION	POSTAGE	\$ 69.94	\$ 300.00	\$ 300.00	\$ -	0%
Expense	10	498	SOIL CONSERVATION	RENT OF BUILDING/SPACE	\$ 3,255.12	\$ 3,360.00	\$ 3,453.36	\$ 93.36	3%
Expense	10	498	SOIL CONSERVATION	RETIREMENT	\$ 14,669.59	\$ 15,623.00	\$ 16,247.90	\$ 624.90	4%
Expense	10	498	SOIL CONSERVATION	SALARIES/WAGES-P/T	\$ 13,672.42	\$ 14,000.00	\$ 14,560.00	\$ 560.00	4%
Expense	10	498	SOIL CONSERVATION	SALARIES/WAGES-REG	\$ 115,060.17	\$ 114,877.00	\$ 119,472.00	\$ 4,595.00	4%
Expense	10	498	SOIL CONSERVATION	SOCIAL SECURITY TAXES	\$ 7,214.84	\$ 7,990.00	\$ 8,309.60	\$ 319.60	4%
Expense	10	498	SOIL CONSERVATION	TELECOMMUNICATIONS	\$ 520.79	\$ 600.00	\$ 600.00	\$ -	0%
Expense	10	498	SOIL CONSERVATION	TRAVEL/TRAINING	\$ 721.78	\$ 3,000.00	\$ 3,625.00	\$ 625.00	21%
Expense	10	<b>498 Total</b>			\$ 200,671.35	\$ 331,087.00	\$ 216,520.34	\$ (114,566.66)	-47%
Expense	10	<b>542</b>							
Expense	10	542	<b>ANIMAL SERVICES</b>						
Expense	10	542	ANIMAL SERVICES	ADVERTISING/PROMOTIONS	\$ 400.09	\$ 1,000.00	\$ 2,000.00	\$ 1,000.00	100%
Expense	10	542	ANIMAL SERVICES	AUTOMOTIVE SUPPLIES	\$ 15,493.13	\$ 15,000.00	\$ 15,000.00	\$ -	0%
Expense	10	542	ANIMAL SERVICES	AWARDS/APPRECIATION	\$ 585.05	\$ 700.00	\$ 1,200.00	\$ 500.00	71%
Expense	10	542	ANIMAL SERVICES	C/O-OTHER IMPROVE	\$ -	\$ -	\$ -	\$ -	0%
Expense	10	542	ANIMAL SERVICES	CAPITAL EQUIPMENT	\$ 151,667.76	\$ 170,196.00	\$ 489,255.00	\$ 319,059.00	187%
Expense	10	542	ANIMAL SERVICES	CONTRACTED LABOR	\$ 9,457.62	\$ 61,000.00	\$ 10,000.00	\$ (51,000.00)	-84%
Expense	10	542	ANIMAL SERVICES	CONTRACTED SERVICES	\$ 12,400.01	\$ 13,000.00	\$ 15,000.00	\$ 2,000.00	15%
Expense	10	542	ANIMAL SERVICES	CONTROLLED PROPERTY EXP	\$ 6,552.52	\$ 7,217.00	\$ 4,500.00	\$ (2,717.00)	-38%
Expense	10	542	ANIMAL SERVICES	DENTAL INSURANCE	\$ 2,835.00	\$ 3,420.00	\$ 3,420.00	\$ -	0%
Expense	10	542	ANIMAL SERVICES	DEPARTMENTAL SUPPLY	\$ 27,968.50	\$ 30,000.00	\$ 35,000.00	\$ 5,000.00	17%
Expense	10	542	ANIMAL SERVICES	DONATIONS/CONTRIBUTIONS	\$ 979.60	\$ 27,369.00	\$ -	\$ (27,369.00)	-100%
Expense	10	542	ANIMAL SERVICES	DONATIONS-FERAL CATS	\$ -	\$ 4,338.00	\$ -	\$ (4,338.00)	-100%
Expense	10	542	ANIMAL SERVICES	DUES/SUBSCRIPTIONS	\$ 5,664.09	\$ 4,750.00	\$ 7,500.00	\$ 2,750.00	58%
Expense	10	542	ANIMAL SERVICES	EDUCATION/CERTIF/TRAINING	\$ 1,562.00	\$ 600.00	\$ 600.00	\$ -	0%
Expense	10	542	ANIMAL SERVICES	EMPLOYER 401K	\$ 57,729.39	\$ 62,228.00	\$ 62,228.00	\$ -	0%
Expense	10	542	ANIMAL SERVICES	FOOD	\$ 21,310.16	\$ 30,000.00	\$ 30,000.00	\$ -	0%
Expense	10	542	ANIMAL SERVICES	GARBAGE EXPENSES	\$ 4,162.92	\$ 4,200.00	\$ 4,200.00	\$ -	0%
Expense	10	542	ANIMAL SERVICES	GRANTS	\$ -	\$ -	\$ -	\$ -	0%
Expense	10	542	ANIMAL SERVICES	HOSPITAL INSURANCE	\$ 204,600.00	\$ 237,600.00	\$ 237,600.00	\$ -	0%
Expense	10	542	ANIMAL SERVICES	LAUNDRY/DRY CLEANING	\$ -	\$ -	\$ -	\$ -	0%
Expense	10	542	ANIMAL SERVICES	LEGAL SERVICES	\$ -	\$ -	\$ -	\$ -	0%
Expense	10	542	ANIMAL SERVICES	LICENSE/PERMIT/CERTIFICATE	\$ 1,451.00	\$ 1,000.00	\$ 1,000.00	\$ -	0%
Expense	10	542	ANIMAL SERVICES	MAINT BLDG/GROUNDS	\$ 19,466.69	\$ 17,000.00	\$ 17,000.00	\$ -	0%
Expense	10	542	ANIMAL SERVICES	MAINT CONTRACTS-EQUIP	\$ 3,478.11	\$ 27,743.00	\$ 15,000.00	\$ (12,743.00)	-46%
Expense	10	542	ANIMAL SERVICES	MEDICARE TAXES	\$ 13,985.60	\$ 15,372.00	\$ 15,986.90	\$ 614.90	4%
Expense	10	542	ANIMAL SERVICES	MEDICINE & SUPPLIES	\$ 89,852.62	\$ 90,000.00	\$ 75,000.00	\$ (15,000.00)	-17%
Expense	10	542	ANIMAL SERVICES	MOTOR FUELS/OILS	\$ 38,467.52	\$ 30,000.00	\$ 30,000.00	\$ -	0%
Expense	10	542	ANIMAL SERVICES	POSTAGE	\$ 83.03	\$ 100.00	\$ 500.00	\$ 400.00	400%
Expense	10	542	ANIMAL SERVICES	PROFESSIONAL SERVICES	\$ 100,996.73	\$ 107,400.00	\$ 80,000.00	\$ (27,400.00)	-26%
Expense	10	542	ANIMAL SERVICES	REFUNDS	\$ -	\$ -	\$ -	\$ -	0%
Expense	10	542	ANIMAL SERVICES	RENTAL/LEASE EQUIPMENT	\$ -	\$ 1,000.00	\$ 1,000.00	\$ -	0%
Expense	10	542	ANIMAL SERVICES	REPAIRS ON EQUIPMENT	\$ -	\$ -	\$ 750.00	\$ 750.00	0%
Expense	10	542	ANIMAL SERVICES	RETIREMENT	\$ 124,274.05	\$ 141,051.00	\$ 146,693.00	\$ 5,642.00	4%
Expense	10	542	ANIMAL SERVICES	SALARIES/WAGES-P/T	\$ 15,785.30	\$ 23,000.00	\$ 23,920.00	\$ 920.00	4%
Expense	10	542	ANIMAL SERVICES	SALARIES/WAGES-REG	\$ 975,179.52	\$ 1,037,141.00	\$ 1,078,627.00	\$ 41,486.00	4%
Expense	10	542	ANIMAL SERVICES	SOCIAL SECURITY TAXES	\$ 59,801.52	\$ 65,729.00	\$ 68,358.20	\$ 2,629.20	4%
Expense	10	542	ANIMAL SERVICES	TELECOMMUNICATIONS	\$ 13,022.83	\$ 14,000.00	\$ 16,000.00	\$ 2,000.00	14%
Expense	10	542	ANIMAL SERVICES	TRAVEL/TRAINING	\$ 12,784.00	\$ 5,500.00	\$ 8,000.00	\$ 2,500.00	45%
Expense	10	542	ANIMAL SERVICES	UNIFORMS/CLOTHING	\$ 8,188.89	\$ 10,000.00	\$ 10,000.00	\$ -	0%
Expense	10	542	ANIMAL SERVICES	UTILITIES	\$ 18,700.27	\$ 20,000.00	\$ 20,000.00	\$ -	0%
Expense	10	<b>542 Total</b>			\$ 2,018,885.52	\$ 2,278,654.00	\$ 2,525,338.10	\$ 246,684.10	519%
Expense	10	<b>560</b>							
Expense	10	560	<b>MENTAL HEALTH (PATHWAYS)</b>						
Expense	10	560	MENTAL HEALTH (PATHWAY)	CONTRACTED SERVICES	\$ -	\$ -	\$ -	\$ -	0%
Expense	10	560	MENTAL HEALTH (PATHWAY)	DENTAL INSURANCE	\$ -	\$ -	\$ -	\$ -	0%
Expense	10	560	MENTAL HEALTH (PATHWAY)	EMPLOYER 401K	\$ -	\$ -	\$ -	\$ -	0%
Expense	10	560	MENTAL HEALTH (PATHWAY)	GRANTS	\$ 552,000.00	\$ 606,800.00	\$ -	\$ (606,800.00)	-100%
Expense	10	560	MENTAL HEALTH (PATHWAY)	HOSPITAL INSURANCE	\$ -	\$ -	\$ -	\$ -	0%



Account Type	Fund#	Dept #	Department Description	Account Description	Actuals FY23-24	Amended Budget FY24-25	Manager's Budget FY25-26	Change from Amend	% Change from Amend
Expense	10	560		MENTAL HEALTH (PATHWA) MEDICARE TAXES	\$ -	\$ -	\$ -	\$ -	0%
Expense	10	560		MENTAL HEALTH (PATHWA) PROFESSIONAL SERV	\$ -	\$ -	\$ -	\$ -	0%
Expense	10	560		MENTAL HEALTH (PATHWA) RETIREMENT	\$ -	\$ -	\$ -	\$ -	0%
Expense	10	560		MENTAL HEALTH (PATHWA) SALARIES/WAGES-P/T	\$ -	\$ -	\$ -	\$ -	0%
Expense	10	560		MENTAL HEALTH (PATHWA) SALARIES/WAGES-REG	\$ -	\$ -	\$ -	\$ -	0%
Expense	10	560		MENTAL HEALTH (PATHWA) SOCIAL SECURITY TAXES	\$ -	\$ -	\$ -	\$ -	0%
Expense	10	560	<b>Total</b>		\$ 552,000.00	\$ 606,800.00	\$ -	\$ (606,800.00)	-100%
Expense	10	591							
Expense	10	591	<b>VETERAN SERVICES</b>						
Expense	10	591	VETERAN SERVICES	AWARDS/APPRECIATION	\$ -	\$ 8,200.00	\$ 1,500.00	\$ (6,700.00)	-82%
Expense	10	591	VETERAN SERVICES	CONTRACTED SERVICES	\$ 67.15	\$ -	\$ -	\$ -	0%
Expense	10	591	VETERAN SERVICES	DENTAL INSURANCE	\$ 360.00	\$ 360.00	\$ 360.00	\$ -	0%
Expense	10	591	VETERAN SERVICES	DEPARTMENTAL SUPPLY	\$ 1,501.96	\$ 1,650.00	\$ 2,400.00	\$ 750.00	45%
Expense	10	591	VETERAN SERVICES	DONATIONS/CONTRIBUTIONS	\$ -	\$ -	\$ -	\$ -	0%
Expense	10	591	VETERAN SERVICES	DUES/SUBSCRIPTIONS	\$ 60.00	\$ 120.00	\$ 240.00	\$ 120.00	100%
Expense	10	591	VETERAN SERVICES	EMPLOYER 401K	\$ 5,681.88	\$ 5,649.00	\$ 5,874.96	\$ 225.96	4%
Expense	10	591	VETERAN SERVICES	HOSPITAL INSURANCE	\$ 26,400.00	\$ 26,400.00	\$ 26,400.00	\$ -	0%
Expense	10	591	VETERAN SERVICES	MAINT CONTRACTS-EQUIP	\$ 3,267.07	\$ 2,500.00	\$ 2,500.00	\$ -	0%
Expense	10	591	VETERAN SERVICES	MEDICARE TAXES	\$ 1,370.61	\$ 1,583.00	\$ 1,646.32	\$ 63.32	4%
Expense	10	591	VETERAN SERVICES	POSTAGE	\$ 58.48	\$ 500.00	\$ 500.00	\$ -	0%
Expense	10	591	VETERAN SERVICES	PROFESSIONAL SERVICES	\$ -	\$ -	\$ -	\$ -	0%
Expense	10	591	VETERAN SERVICES	RETIREMENT	\$ 12,232.66	\$ 12,805.00	\$ 13,317.20	\$ 512.20	4%
Expense	10	591	VETERAN SERVICES	SALARIES/WAGES-PT	\$ -	\$ 15,000.00	\$ 15,600.00	\$ 600.00	4%
Expense	10	591	VETERAN SERVICES	SALARIES/WAGES-REG	\$ 95,699.81	\$ 94,156.00	\$ 97,922.20	\$ 3,766.20	4%
Expense	10	591	VETERAN SERVICES	SOCIAL SECURITY TAXES	\$ 5,860.67	\$ 6,768.00	\$ 7,038.72	\$ 270.72	4%
Expense	10	591	VETERAN SERVICES	TELECOMMUNICATIONS	\$ 134.33	\$ 500.00	\$ 1,500.00	\$ 1,000.00	200%
Expense	10	591	VETERAN SERVICES	TRAVEL/TRAINING	\$ 1,436.55	\$ 2,950.00	\$ 3,950.00	\$ 1,000.00	34%
Expense	10	591	<b>Total</b>		\$ 154,131.17	\$ 179,141.00	\$ 180,749.40	\$ 1,608.40	322%
Expense	10	600							
Expense	10	600	<b>CLEVELAND COUNTY SCHOOLS</b>						
Expense	10	600	CLEVELAND COUNTY SCH	C/O SCH-SPEC ALLOCATION	\$ 700,000.00	\$ 700,000.00	\$ 700,000.00	\$ -	0%
Expense	10	600	CLEVELAND COUNTY SCH	CAPITAL OUTLAY SCH	\$ 700,000.00	\$ 700,000.00	\$ -	\$ (700,000.00)	-100%
Expense	10	600	CLEVELAND COUNTY SCH	CURRENT EXPENSE SCH	\$ 10,250,000.00	\$ 10,250,000.00	\$ 5,100,000.00	\$ (5,150,000.00)	-50%
Expense	10	600	CLEVELAND COUNTY SCH	GRANTS	\$ 1,000,000.00	\$ 40,000.00	\$ -	\$ (40,000.00)	-100%
Expense	10	600	CLEVELAND COUNTY SCH	TEACHER SUPPLEMENTS	\$ 2,600,000.00	\$ 2,990,378.00	\$ 3,000,000.00	\$ 9,622.00	0%
Expense	10	600	<b>Total</b>		\$ 15,250,000.00	\$ 14,680,378.00	\$ 8,800,000.00	\$ (5,880,378.00)	-250%
Expense	10	604							
Expense	10	604	<b>CLEVELAND COMM COLLEGE</b>						
Expense	10	604	CLEVELAND COMM COLLE	CURRENT EXPENSE SCH	\$ 3,308,872.00	\$ 3,648,872.00	\$ 0.01	\$ (3,648,871.99)	-100%
Expense	10	604	CLEVELAND COMM COLLE	MAINT BLDG/GROUNDS	\$ 30,000.00	\$ 30,000.00	\$ 30,000.00	\$ -	0%
Expense	10	604	CLEVELAND COMM COLLE	UTILITIES	\$ 43,322.28	\$ 55,000.00	\$ 55,000.00	\$ -	0%
Expense	10	604	<b>Total</b>		\$ 3,382,194.28	\$ 3,733,872.00	\$ 85,000.01	\$ (3,648,871.99)	-100%
Expense	10	611							
Expense	10	611	<b>LIBRARY SYSTEM</b>						
Expense	10	611	LIBRARY SYSTEM	ADVERTISING/PROMOTIONS	\$ 565.98	\$ 1,000.00	\$ 1,000.00	\$ -	0%
Expense	10	611	LIBRARY SYSTEM	AUTOMOTIVE SUPPLIES	\$ 65.46	\$ 500.00	\$ 500.00	\$ -	0%
Expense	10	611	LIBRARY SYSTEM	AWARDS/APPRECIATION	\$ 728.25	\$ 600.00	\$ 600.00	\$ -	0%
Expense	10	611	LIBRARY SYSTEM	CAPITAL EQUIPMENT	\$ -	\$ -	\$ -	\$ -	0%
Expense	10	611	LIBRARY SYSTEM	CONTRACTED SERVICES	\$ 819.19	\$ 1,200.00	\$ 1,200.00	\$ -	0%
Expense	10	611	LIBRARY SYSTEM	CONTROL EQ-MAJOR REPAIRS	\$ -	\$ -	\$ -	\$ -	0%
Expense	10	611	LIBRARY SYSTEM	CONTROLLED PROPERTY EXP	\$ -	\$ -	\$ -	\$ -	0%
Expense	10	611	LIBRARY SYSTEM	DENTAL INSURANCE	\$ 2,250.00	\$ 2,520.00	\$ 2,520.00	\$ -	0%
Expense	10	611	LIBRARY SYSTEM	DEPARTMENTAL SUPPLY	\$ 19,715.19	\$ 22,000.00	\$ 22,000.00	\$ -	0%
Expense	10	611	LIBRARY SYSTEM	DEPARTMENTAL SUPPLY-ADULT PROG	\$ 2,189.29	\$ 1,500.00	\$ 1,500.00	\$ -	0%
Expense	10	611	LIBRARY SYSTEM	DEPARTMENTAL SUPPLY-OUTREACH PR	\$ 2,224.08	\$ 2,500.00	\$ 2,500.00	\$ -	0%
Expense	10	611	LIBRARY SYSTEM	DEPARTMENTAL SUPPLY-SPANGLER BR	\$ 2,866.61	\$ 3,000.00	\$ 3,000.00	\$ -	0%
Expense	10	611	LIBRARY SYSTEM	DEPARTMENTAL SUPPLY-YOUTH SERVS	\$ 3,346.25	\$ 3,500.00	\$ 3,500.00	\$ -	0%
Expense	10	611	LIBRARY SYSTEM	DONATIONS GROVER BRANCH	\$ -	\$ -	\$ -	\$ -	0%
Expense	10	611	LIBRARY SYSTEM	DONATIONS SPANGLER FOUNDA	\$ -	\$ 25,445.00	\$ -	\$ (25,445.00)	-100%
Expense	10	611	LIBRARY SYSTEM	DONATIONS SPECIAL BLANTON	\$ 23,660.93	\$ 153,617.00	\$ 87,500.00	\$ (66,117.00)	-43%
Expense	10	611	LIBRARY SYSTEM	DONATIONS/CONTRI	\$ 4,308.21	\$ 107,699.00	\$ 4,000.00	\$ (103,699.00)	-96%
Expense	10	611	LIBRARY SYSTEM	DONATIONS-AUDIO/VIDEO-GEN	\$ -	\$ 407.00	\$ -	\$ (407.00)	-100%
Expense	10	611	LIBRARY SYSTEM	DONATIONS-BOOKS-GENERAL	\$ 5,959.26	\$ 50,294.00	\$ 7,000.00	\$ (43,294.00)	-86%
Expense	10	611	LIBRARY SYSTEM	DONATIONS-CAP EQUIP-GENRL	\$ -	\$ -	\$ -	\$ -	0%
Expense	10	611	LIBRARY SYSTEM	DONATIONS-EQUIPMENT-GENERAL	\$ -	\$ -	\$ -	\$ -	0%
Expense	10	611	LIBRARY SYSTEM	DONATIONS-PERIODICALS-GEN	\$ -	\$ 1,763.00	\$ -	\$ (1,763.00)	-100%
Expense	10	611	LIBRARY SYSTEM	DONT-BOOKS-B BLACKBURN	\$ 988.03	\$ 1,000.00	\$ 1,000.00	\$ -	0%
Expense	10	611	LIBRARY SYSTEM	DONT-BOOKS-SNODDY	\$ 2,745.86	\$ 3,357.00	\$ 500.00	\$ (2,857.00)	-85%
Expense	10	611	LIBRARY SYSTEM	DONT-BOOKS-YOUNG	\$ 5,083.15	\$ 44,275.00	\$ 3,000.00	\$ (41,275.00)	-93%
Expense	10	611	LIBRARY SYSTEM	DUES/SUBSCRIPTIONS	\$ 20,409.41	\$ 22,607.00	\$ 22,607.00	\$ -	0%
Expense	10	611	LIBRARY SYSTEM	EDUCATION/CERTIF/TRAINING	\$ 430.69	\$ 700.00	\$ 700.00	\$ -	0%

Account Type	Fund#	Dept #	Department Description	Account Description	Actuals FY23-24	Amended Budget	Manager's Budget	Change from Amend	% Change
						FY24-25	FY25-26		from Amend
Expense	10	611	LIBRARY SYSTEM	EMPLOYER 401K	\$ 32,693.23	\$ 34,739.00	\$ 36,128.60	\$ 1,389.60	4%
Expense	10	611	LIBRARY SYSTEM	FOOD	\$ -	\$ 500.00	\$ 500.00	\$ -	0%
Expense	10	611	LIBRARY SYSTEM	GRANTS	\$ 85,500.00	\$ 172,650.00	\$ 85,500.00	\$ (87,150.00)	-50%
Expense	10	611	LIBRARY SYSTEM	HOSPITAL INSURANCE	\$ 160,600.00	\$ 184,800.00	\$ 184,800.00	\$ -	0%
Expense	10	611	LIBRARY SYSTEM	Lease Purchase Payments	\$ -	\$ -	\$ 14,513.00	\$ 14,513.00	0%
Expense	10	611	LIBRARY SYSTEM	LIBRARY AUDIO/VIDEO MAT	\$ 4,704.42	\$ 4,000.00	\$ 4,000.00	\$ -	0%
Expense	10	611	LIBRARY SYSTEM	LIBRARY BOOKS	\$ 47,025.60	\$ 45,000.00	\$ 47,000.00	\$ 2,000.00	4%
Expense	10	611	LIBRARY SYSTEM	LIBRARY PERIODICALS	\$ 6,479.45	\$ 6,846.00	\$ 7,118.00	\$ 272.00	4%
Expense	10	611	LIBRARY SYSTEM	LICENSE/PERMIT/CERTIFICATE	\$ 2,943.90	\$ 4,651.00	\$ 4,651.00	\$ -	0%
Expense	10	611	LIBRARY SYSTEM	MAINT BLDG/GROUNDS	\$ 761.30	\$ 2,000.00	\$ 196,000.00	\$ 194,000.00	9700%
Expense	10	611	LIBRARY SYSTEM	MAINT CONTRACTS-EQUIP	\$ (7,224.24)	\$ 13,000.00	\$ 13,000.00	\$ -	0%
Expense	10	611	LIBRARY SYSTEM	MEDICARE TAXES	\$ 8,725.43	\$ 9,700.00	\$ 10,088.00	\$ 388.00	4%
Expense	10	611	LIBRARY SYSTEM	MOTOR FUELS/OILS	\$ 510.40	\$ 800.00	\$ 800.00	\$ -	0%
Expense	10	611	LIBRARY SYSTEM	POSTAGE	\$ 1,363.36	\$ 1,000.00	\$ 1,000.00	\$ -	0%
Expense	10	611	LIBRARY SYSTEM	PROFESSIONAL SERV	\$ 3,867.00	\$ 3,000.00	\$ 3,000.00	\$ -	0%
Expense	10	611	LIBRARY SYSTEM	REPAIRS ON EQUIPMENT	\$ 500.00	\$ 600.00	\$ 600.00	\$ -	0%
Expense	10	611	LIBRARY SYSTEM	RETIREMENT	\$ 71,519.33	\$ 78,741.00	\$ 81,890.60	\$ 3,149.60	4%
Expense	10	611	LIBRARY SYSTEM	SALARIES/WAGES-P/T	\$ 72,687.01	\$ 60,000.00	\$ 62,400.00	\$ 2,400.00	4%
Expense	10	611	LIBRARY SYSTEM	SALARIES/WAGES-REG	\$ 551,462.17	\$ 578,977.00	\$ 602,136.00	\$ 23,159.00	4%
Expense	10	611	LIBRARY SYSTEM	SOCIAL SECURITY TAXES	\$ 37,308.44	\$ 41,477.00	\$ 43,136.10	\$ 1,659.10	4%
Expense	10	611	LIBRARY SYSTEM	TELECOMMUNICATIONS	\$ 5,182.80	\$ 5,979.00	\$ 5,979.00	\$ -	0%
Expense	10	611	LIBRARY SYSTEM	TRAVEL/TRAINING	\$ 3,708.47	\$ 7,500.00	\$ 4,500.00	\$ (3,000.00)	-40%
Expense	10	611	LIBRARY SYSTEM	UTILITIES	\$ 37,127.25	\$ 35,000.00	\$ 35,000.00	\$ -	0%
Expense	10	<b>611 Total</b>			\$ 1,225,801.16	\$ 1,740,444.00	\$ 1,608,367.30	\$ (132,076.70)	8938%
Expense	10	<b>612</b>							
Expense	10	612	<b>RECREATION</b>						
Expense	10	612	RECREATION	CONTRACTED SERVICES	\$ 67,913.97	\$ 70,000.00	\$ 70,000.00	\$ -	0%
Expense	10	612	RECREATION	GRANTS	\$ 61,000.00	\$ 61,000.00	\$ 61,000.00	\$ -	0%
Expense	10	612	RECREATION	LICENSE/PERMIT/CERTIFICATE	\$ -	\$ 50.00	\$ 50.00	\$ -	0%
Expense	10	612	RECREATION	MEDICARE TAXES	\$ -	\$ -	\$ -	\$ -	0%
Expense	10	612	RECREATION	SALARIES/WAGES-P/T	\$ -	\$ -	\$ -	\$ -	0%
Expense	10	612	RECREATION	SOCIAL SECURITY TAXES	\$ -	\$ -	\$ -	\$ -	0%
Expense	10	612	RECREATION	UTILITIES	\$ 60.13	\$ 5,000.00	\$ 5,000.00	\$ -	0%
Expense	10	<b>612 Total</b>			\$ 128,974.10	\$ 136,050.00	\$ 136,050.00	\$ -	0%
Expense	10	<b>613</b>							
Expense	10	613	<b>COMMUNITIES IN SCHOOLS</b>						
Expense	10	613	COMMUNITIES IN SCHOOLS	GRANTS	\$ 57,870.00	\$ 40,000.00	\$ -	\$ (40,000.00)	-100%
Expense	10	613	COMMUNITIES IN SCHOOLS	PRIOR YEAR PAYABLE EXP	\$ -	\$ -	\$ -	\$ -	0%
Expense	10	<b>613 Total</b>			\$ 57,870.00	\$ 40,000.00	\$ -	\$ (40,000.00)	-100%
Expense	10	<b>614</b>							
Expense	10	614	<b>HISTORIC COURTHOUSE</b>						
Expense	10	614	HISTORIC COURTHOUSE	GRANTS	\$ 95,400.00	\$ 96,500.00	\$ -	\$ (96,500.00)	-100%
Expense	10	<b>614 Total</b>			\$ 95,400.00	\$ 96,500.00	\$ -	\$ (96,500.00)	-100%
Expense	10	<b>617</b>							
Expense	10	617	<b>COUNCIL ON AGING</b>						
Expense	10	617	COUNCIL ON AGING	GRANTS	\$ 168,332.00	\$ 168,332.00	\$ -	\$ (168,332.00)	-100%
Expense	10	<b>617 Total</b>			\$ 168,332.00	\$ 168,332.00	\$ -	\$ (168,332.00)	-100%
Expense	10	<b>619</b>							
Expense	10	619	<b>ROD AUTOMATION E &amp; P</b>						
Expense	10	619	ROD AUTOMATION E & P	PROFESSIONAL SERV	\$ 120,435.10	\$ 114,125.00	\$ 90,000.00	\$ (24,125.00)	-21%
Expense	10	<b>619 Total</b>			\$ 120,435.10	\$ 114,125.00	\$ 90,000.00	\$ (24,125.00)	-21%
Expense	10	<b>800</b>							
Expense	10	800	<b>DEBT SERVICE</b>						
Expense	10	800	DEBT SERVICE	BOND INTEREST	\$ -	\$ -	\$ -	\$ -	0%
Expense	10	800	DEBT SERVICE	BOND PRINCIPAL	\$ -	\$ -	\$ -	\$ -	0%
Expense	10	800	DEBT SERVICE	LEASE PAYMENT INTEREST	\$ 14,086.16	\$ 15,184.00	\$ 15,184.00	\$ -	0%
Expense	10	800	DEBT SERVICE	LEASE PUR PAYMENTS	\$ 1,168,063.49	\$ 531,566.00	\$ -	\$ (531,566.00)	-100%
Expense	10	<b>800 Total</b>			\$ 1,182,149.65	\$ 546,750.00	\$ 15,184.00	\$ (531,566.00)	-100%
Expense	10	<b>981</b>							
Expense	10	981	<b>FUND TRANSFERS</b>						
Expense	10	981	FUND TRANSFERS	ADMINISTRATIVE SERVICES	\$ 16,067,007.35	\$ 14,612,622.00	\$ 14,576,781.24	\$ (35,840.76)	0%
Expense	10	981	FUND TRANSFERS	INTERFUND TRANSFERS	\$ 4,809,428.71	\$ 7,839,923.00	\$ 2,158,832.08	\$ (5,681,090.92)	-72%
Expense	10	<b>981 Total</b>			\$ 20,876,436.06	\$ 22,452,545.00	\$ 16,735,613.32	\$ (5,716,931.68)	-73%
Expense	10	<b>998</b>							
Expense	10	998	<b>CONTINGENCY</b>						
Expense	10	998	CONTINGENCY	EMERG & CONTINGENCY	\$ -	\$ 446,354.34	\$ 3,949,147.99	\$ 3,502,793.65	785%
Expense	10	<b>998 Total</b>			\$ -	\$ 446,354.34	\$ 3,949,147.99	\$ 3,502,793.65	785%



Account Type	Fund#	Dept #	Department Description	Account Description	Actuals FY23-24	Amended Budget FY24-25	Manager's Budget FY25-26	Change from Amend	% Change from Amend
Expense	10								
Expense	<b>10 Total</b>				<b>\$ 110,365,384.56</b>	<b>\$ 119,599,683.00</b>	<b>\$ 111,135,164.78</b>	<b>\$ (8,464,518.22)</b>	<b>21349%</b>
Expense	11								
Expense	11	<b>504</b>							
Expense	11	504		<b>SOCIAL WORK (PREV TITLE XX)</b>					
Expense	11	504		SOCIAL WORK (PREV TITLE CAPITAL EQUIPMENT	\$ -	\$ -	\$ -	\$ -	0%
Expense	11	504		SOCIAL WORK (PREV TITLE CONTRACTED LABOR	\$ 94,739.50	\$ 50,000.00	\$ 50,000.00	\$ -	0%
Expense	11	504		SOCIAL WORK (PREV TITLE CONTRACTED SERVICES	\$ 410,946.69	\$ 433,786.00	\$ 421,500.00	\$ (12,286.00)	-3%
Expense	11	504		SOCIAL WORK (PREV TITLE DENTAL INSURANCE	\$ 10,618.82	\$ 10,980.00	\$ 10,980.00	\$ -	0%
Expense	11	504		SOCIAL WORK (PREV TITLE DEPARTMENTAL SUPPLY	\$ -	\$ -	\$ -	\$ -	0%
Expense	11	504		SOCIAL WORK (PREV TITLE DSS ADOPTION PROMOTIONS	\$ -	\$ 115,569.00	\$ -	\$ (115,569.00)	-100%
Expense	11	504		SOCIAL WORK (PREV TITLE EMPLOYER 401K	\$ 273,090.37	\$ 282,052.00	\$ 293,334.00	\$ 11,282.00	4%
Expense	11	504		SOCIAL WORK (PREV TITLE GRANTS	\$ -	\$ 43,500.00	\$ -	\$ (43,500.00)	-100%
Expense	11	504		SOCIAL WORK (PREV TITLE HOSPITAL INSURANCE	\$ 797,413.43	\$ 818,400.00	\$ 818,400.00	\$ -	0%
Expense	11	504		SOCIAL WORK (PREV TITLE MEDICARE TAXES	\$ 65,407.55	\$ 68,308.00	\$ 71,040.00	\$ 2,732.00	4%
Expense	11	504		SOCIAL WORK (PREV TITLE MISC GRANT EXPENSE	\$ 20,407.99	\$ 50,000.00	\$ 50,000.00	\$ -	0%
Expense	11	504		SOCIAL WORK (PREV TITLE MISCELLANEOUS EXP	\$ -	\$ -	\$ -	\$ -	0%
Expense	11	504		SOCIAL WORK (PREV TITLE PROFESSIONAL SERV	\$ 92,796.54	\$ 80,000.00	\$ 90,000.00	\$ 10,000.00	13%
Expense	11	504		SOCIAL WORK (PREV TITLE RETIREMENT	\$ 588,020.28	\$ 639,318.00	\$ 664,891.00	\$ 25,573.00	4%
Expense	11	504		SOCIAL WORK (PREV TITLE SALARIES/WAGES-P/T	\$ 27,602.50	\$ 10,000.00	\$ 10,400.00	\$ 400.00	4%
Expense	11	504		SOCIAL WORK (PREV TITLE SALARIES/WAGES-REG	\$ 4,584,057.17	\$ 4,700,869.00	\$ 4,888,904.00	\$ 188,035.00	4%
Expense	11	504		SOCIAL WORK (PREV TITLE SOCIAL SECURITY TAXES	\$ 279,675.65	\$ 292,074.00	\$ 303,757.00	\$ 11,683.00	4%
Expense	11	504		SOCIAL WORK (PREV TITLE TRAVEL/TRAINING	\$ 102,080.28	\$ 80,000.00	\$ 95,000.00	\$ 15,000.00	19%
Expense	11	504		SOCIAL WORK (PREV TITLE UNFUNDED MH SERVICES	\$ 11,975.00	\$ 27,575.00	\$ 40,000.00	\$ 12,425.00	45%
Expense	11	<b>504 Total</b>			<b>\$ 7,358,831.77</b>	<b>\$ 7,702,431.00</b>	<b>\$ 7,808,206.00</b>	<b>\$ 105,775.00</b>	<b>-103%</b>
Expense	11	<b>506</b>							
Expense	11	506		<b>SOCIAL SERVICES ADMIN</b>					
Expense	11	506		SOCIAL SERVICES ADMIN ADMINISTRATIVE SERVICES	\$ 191,000.00	\$ 191,000.00	\$ 191,000.00	\$ -	0%
Expense	11	506		SOCIAL SERVICES ADMIN ADVERTISING/PROMOTIONS	\$ 459.10	\$ -	\$ 1,500.00	\$ 1,500.00	0%
Expense	11	506		SOCIAL SERVICES ADMIN AUTOMOTIVE SUPPLIES	\$ 10,173.91	\$ 20,000.00	\$ 20,000.00	\$ -	0%
Expense	11	506		SOCIAL SERVICES ADMIN AWARDS/APPRECIATION	\$ 12,264.58	\$ 15,000.00	\$ 15,000.00	\$ -	0%
Expense	11	506		SOCIAL SERVICES ADMIN BOARD/COMMITTEE MEETG EXP	\$ 1,100.00	\$ 3,840.00	\$ 3,840.00	\$ -	0%
Expense	11	506		SOCIAL SERVICES ADMIN CAP EQUIP-MAJOR REPAIRS	\$ -	\$ -	\$ -	\$ -	0%
Expense	11	506		SOCIAL SERVICES ADMIN CAPITAL EQUIPMENT	\$ -	\$ 278,456.00	\$ 47,300.00	\$ (231,156.00)	-83%
Expense	11	506		SOCIAL SERVICES ADMIN CONTRACTED LABOR	\$ -	\$ -	\$ -	\$ -	0%
Expense	11	506		SOCIAL SERVICES ADMIN CONTRACTED SERVICES	\$ 64,903.19	\$ 97,900.00	\$ 12,000.00	\$ (85,900.00)	-88%
Expense	11	506		SOCIAL SERVICES ADMIN CONTROLLED PROPERTY EXP	\$ 40,680.77	\$ -	\$ 100,000.00	\$ 100,000.00	0%
Expense	11	506		SOCIAL SERVICES ADMIN COURT EXPENSE	\$ 37,364.55	\$ 45,000.00	\$ 45,000.00	\$ -	0%
Expense	11	506		SOCIAL SERVICES ADMIN DENTAL INSURANCE	\$ 1,597.50	\$ 1,440.00	\$ 1,440.00	\$ -	0%
Expense	11	506		SOCIAL SERVICES ADMIN DEPARTMENTAL SUPPLY	\$ 97,175.84	\$ 85,000.00	\$ 138,508.00	\$ 53,508.00	63%
Expense	11	506		SOCIAL SERVICES ADMIN DONATIONS/CONTRI	\$ -	\$ -	\$ -	\$ -	0%
Expense	11	506		SOCIAL SERVICES ADMIN DUES/SUBSCRIPTIONS	\$ 30,191.83	\$ 30,000.00	\$ 30,000.00	\$ -	0%
Expense	11	506		SOCIAL SERVICES ADMIN EDUCATION/CERTIF/TRAINING	\$ 188.72	\$ 300.00	\$ 1,300.00	\$ 1,000.00	333%
Expense	11	506		SOCIAL SERVICES ADMIN EMERG & CONTINGENCY	\$ -	\$ -	\$ -	\$ -	0%
Expense	11	506		SOCIAL SERVICES ADMIN EMPLOYER 401K	\$ 46,371.67	\$ 43,979.00	\$ 45,738.20	\$ 1,759.20	4%
Expense	11	506		SOCIAL SERVICES ADMIN GARBAGE EXPENSE	\$ 600.98	\$ 3,606.00	\$ 3,606.00	\$ -	0%
Expense	11	506		SOCIAL SERVICES ADMIN HOSPITAL INSURANCE	\$ 117,150.00	\$ 118,800.00	\$ 118,800.00	\$ -	0%
Expense	11	506		SOCIAL SERVICES ADMIN INS-RETIRED BENEFITS	\$ 390,500.00	\$ 435,600.00	\$ 435,600.00	\$ -	0%
Expense	11	506		SOCIAL SERVICES ADMIN LEGAL SERVICES	\$ -	\$ -	\$ -	\$ -	0%
Expense	11	506		SOCIAL SERVICES ADMIN LICENSE/PERMIT/CERTIFICATE	\$ 419.00	\$ 1,000.00	\$ 1,000.00	\$ -	0%
Expense	11	506		SOCIAL SERVICES ADMIN MAINT BLDG/GROUNDS	\$ 14,919.88	\$ 9,000.00	\$ 9,000.00	\$ -	0%
Expense	11	506		SOCIAL SERVICES ADMIN MAINT CONTRACTS-EQUIP	\$ 104,611.98	\$ 239,100.00	\$ 300,000.00	\$ 60,900.00	25%
Expense	11	506		SOCIAL SERVICES ADMIN Medicaid Exp	\$ -	\$ -	\$ -	\$ -	0%
Expense	11	506		SOCIAL SERVICES ADMIN MEDICARE TAXES	\$ 10,811.39	\$ 10,628.00	\$ 11,053.10	\$ 425.10	4%
Expense	11	506		SOCIAL SERVICES ADMIN MOTOR FUELS/OILS	\$ 18,012.65	\$ 20,500.00	\$ 17,000.00	\$ (3,500.00)	-17%
Expense	11	506		SOCIAL SERVICES ADMIN PENALTY EXPENSE	\$ -	\$ -	\$ -	\$ -	0%
Expense	11	506		SOCIAL SERVICES ADMIN PHARMACY FEES	\$ -	\$ -	\$ -	\$ -	0%
Expense	11	506		SOCIAL SERVICES ADMIN POSTAGE	\$ 64,287.76	\$ 80,000.00	\$ 90,000.00	\$ 10,000.00	13%
Expense	11	506		SOCIAL SERVICES ADMIN PROFESSIONAL SERV	\$ 62,654.90	\$ 55,000.00	\$ 55,000.00	\$ -	0%
Expense	11	506		SOCIAL SERVICES ADMIN RENT OF BUILDING/SPACE	\$ 25,000.00	\$ 25,000.00	\$ 25,000.00	\$ -	0%
Expense	11	506		SOCIAL SERVICES ADMIN REPAIRS ON EQUIPMENT	\$ 2,239.50	\$ -	\$ -	\$ -	0%
Expense	11	506		SOCIAL SERVICES ADMIN RETIREMENT	\$ 99,796.94	\$ 99,533.00	\$ 103,514.00	\$ 3,981.00	4%
Expense	11	506		SOCIAL SERVICES ADMIN SALARIES/WAGES-REG	\$ 778,103.31	\$ 689,979.00	\$ 762,298.00	\$ 72,319.00	10%
Expense	11	506		SOCIAL SERVICES ADMIN SOCIAL SECURITY TAXES	\$ 46,229.01	\$ 45,445.00	\$ 47,262.80	\$ 1,817.80	4%
Expense	11	506		SOCIAL SERVICES ADMIN TELECOMMUNICATIONS	\$ 127,177.49	\$ 125,004.00	\$ 125,000.00	\$ (4.00)	0%
Expense	11	506		SOCIAL SERVICES ADMIN TRAVEL/TRAINING	\$ 9,653.05	\$ 5,000.00	\$ 10,000.00	\$ 5,000.00	100%
Expense	11	506		SOCIAL SERVICES ADMIN UNCOLL/BAD DEBT EXP	\$ -	\$ -	\$ -	\$ -	0%
Expense	11	506		SOCIAL SERVICES ADMIN WORK COMP TFR FDS TO FD60	\$ 117,600.00	\$ 117,600.00	\$ 117,600.00	\$ -	0%
Expense	11	<b>506 Total</b>			<b>\$ 2,523,239.50</b>	<b>\$ 2,892,710.00</b>	<b>\$ 2,884,360.10</b>	<b>\$ (8,349.90)</b>	<b>373%</b>
Expense	11	<b>507</b>							
Expense	11	507		<b>OUTSIDE POOR</b>					
Expense	11	507		OUTSIDE POOR EMERG & CONTINGENCY	\$ -	\$ -	\$ -	\$ -	0%
Expense	11	507		OUTSIDE POOR FOOD	\$ 988.79	\$ 1,120.00	\$ 2,000.00	\$ 880.00	79%

Account Type	Fund#	Dept #	Department Description	Account Description	Actuals FY23-24	Amended Budget FY24-25	Manager's Budget FY25-26	Change from Amend	% Change from Amend
Expense	11	507	OUTSIDE POOR	GRANTS	\$ 13,444.11	\$ 3,000.00	\$ 3,000.00	\$ -	0%
Expense	11	507	OUTSIDE POOR	HOSPITAL/DOCTOR FEES	\$ -	\$ -	\$ -	\$ -	0%
Expense	11	507	OUTSIDE POOR	MEDICINE & SUPPLIES	\$ 436.71	\$ 380.00	\$ 1,500.00	\$ 1,120.00	295%
Expense	11	507	OUTSIDE POOR	MISCELLANEOUS EXPENSE	\$ 915.24	\$ -	\$ 5,000.00	\$ 5,000.00	0%
Expense	11	507	OUTSIDE POOR	PUBLIC ASSISTANCE	\$ 2,324,104.76	\$ 2,400,000.00	\$ 2,400,000.00	\$ -	0%
Expense	11	507	OUTSIDE POOR	SUBSISTANCE	\$ 31,881.39	\$ 38,000.00	\$ 60,000.00	\$ 22,000.00	58%
Expense	11	507	OUTSIDE POOR	UNIFORMS/CLOTHING	\$ 3,034.39	\$ 4,000.00	\$ 5,000.00	\$ 1,000.00	25%
Expense	11	<b>507 Total</b>			<b>\$ 2,374,805.39</b>	<b>\$ 2,446,500.00</b>	<b>\$ 2,476,500.00</b>	<b>\$ 30,000.00</b>	<b>456%</b>
Expense	11	<b>508</b>							
Expense	11	508	INCOME MAINTENANCE						
Expense	11	508	INCOME MAINTENANCE	CAPITAL EQUIPMENT	\$ 122,000.00	\$ -	\$ -	\$ -	0%
Expense	11	508	INCOME MAINTENANCE	CONTRACTED LABOR	\$ 98,822.64	\$ 90,000.00	\$ 75,000.00	\$ (15,000.00)	-17%
Expense	11	508	INCOME MAINTENANCE	CONTRACTED SERVICES	\$ 4,195.99	\$ 4,000.00	\$ 5,500.00	\$ 1,500.00	38%
Expense	11	508	INCOME MAINTENANCE	CONTROLLED PROPERTY EXP	\$ 17,199.98	\$ -	\$ -	\$ -	0%
Expense	11	508	INCOME MAINTENANCE	DENTAL INSURANCE	\$ 15,112.50	\$ 16,560.00	\$ 16,560.00	\$ -	0%
Expense	11	508	INCOME MAINTENANCE	DEPARTMENTAL SUPPLY	\$ -	\$ -	\$ -	\$ -	0%
Expense	11	508	INCOME MAINTENANCE	EMPLOYER 401K	\$ 251,223.81	\$ 281,079.00	\$ 292,322.00	\$ 11,243.00	4%
Expense	11	508	INCOME MAINTENANCE	GRANTS	\$ 43,997.37	\$ -	\$ -	\$ -	0%
Expense	11	508	INCOME MAINTENANCE	GRANTS-STATE MEDICAID	\$ 94,427.45	\$ -	\$ -	\$ -	0%
Expense	11	508	INCOME MAINTENANCE	HOSPITAL INSURANCE	\$ 1,074,150.00	\$ 1,174,800.00	\$ 1,174,800.00	\$ -	0%
Expense	11	508	INCOME MAINTENANCE	MEDICARE TAXES	\$ 61,751.19	\$ 67,927.00	\$ 70,644.00	\$ 2,717.00	4%
Expense	11	508	INCOME MAINTENANCE	MISCELLANEOUS EXP	\$ 339.40	\$ 250.00	\$ 250.00	\$ -	0%
Expense	11	508	INCOME MAINTENANCE	PROFESSIONAL SERVICE	\$ -	\$ -	\$ -	\$ -	0%
Expense	11	508	INCOME MAINTENANCE	PUBLIC ASSISTANCE	\$ 963.57	\$ 5,000.00	\$ 2,500.00	\$ (2,500.00)	-50%
Expense	11	508	INCOME MAINTENANCE	REFUNDS	\$ -	\$ -	\$ -	\$ -	0%
Expense	11	508	INCOME MAINTENANCE	RETIREMENT	\$ 540,967.63	\$ 637,113.00	\$ 662,598.00	\$ 25,485.00	4%
Expense	11	508	INCOME MAINTENANCE	SALARIES/WAGES-P/T	\$ 138,401.30	\$ 200,000.00	\$ 208,000.00	\$ 8,000.00	4%
Expense	11	508	INCOME MAINTENANCE	SALARIES/WAGES-REG	\$ 4,233,513.23	\$ 4,684,655.00	\$ 4,872,041.00	\$ 187,386.00	4%
Expense	11	508	INCOME MAINTENANCE	SOCIAL SECURITY TAXES	\$ 264,043.57	\$ 290,449.00	\$ 302,067.00	\$ 11,618.00	4%
Expense	11	508	INCOME MAINTENANCE	TRAVEL/TRAINING	\$ 3,143.16	\$ 3,500.00	\$ 3,500.00	\$ -	0%
Expense	11	<b>508 Total</b>			<b>\$ 6,964,252.79</b>	<b>\$ 7,455,333.00</b>	<b>\$ 7,685,782.00</b>	<b>\$ 230,449.00</b>	<b>-5%</b>
Expense	11	<b>509</b>							
Expense	11	509	SPECIAL ASSISTANCE						
Expense	11	509	SPECIAL ASSISTANCE	DENTAL INSURANCE	\$ 120.00	\$ 180.00	\$ 180.00	\$ -	0%
Expense	11	509	SPECIAL ASSISTANCE	EMPLOYER 401K	\$ 2,009.77	\$ 2,489.00	\$ 2,588.56	\$ 99.56	4%
Expense	11	509	SPECIAL ASSISTANCE	HOSPITAL INSURANCE	\$ 8,800.00	\$ 13,200.00	\$ 13,200.00	\$ -	0%
Expense	11	509	SPECIAL ASSISTANCE	MEDICARE TAXES	\$ 482.43	\$ 602.00	\$ 626.08	\$ 24.08	4%
Expense	11	509	SPECIAL ASSISTANCE	RETIREMENT	\$ 4,328.77	\$ 5,643.00	\$ 5,868.72	\$ 225.72	4%
Expense	11	509	SPECIAL ASSISTANCE	SALARIES/WAGES-REG	\$ 34,021.07	\$ 41,490.00	\$ 43,149.76	\$ 1,659.76	4%
Expense	11	509	SPECIAL ASSISTANCE	SOCIAL SECURITY TAXES	\$ 2,062.79	\$ 2,572.00	\$ 2,674.88	\$ 102.88	4%
Expense	11	<b>509 Total</b>			<b>\$ 51,824.83</b>	<b>\$ 66,176.00</b>	<b>\$ 68,288.00</b>	<b>\$ 2,112.00</b>	<b>20%</b>
Expense	11	<b>511</b>							
Expense	11	511	AID TO BLIND						
Expense	11	511	AID TO BLIND	PUBLIC ASSISTANCE	\$ -	\$ 12,045.00	\$ -	\$ (12,045.00)	-100%
Expense	11	<b>511 Total</b>			<b>\$ -</b>	<b>\$ 12,045.00</b>	<b>\$ -</b>	<b>\$ (12,045.00)</b>	<b>-100%</b>
Expense	11	<b>512</b>							
Expense	11	512	IVD CHILD SUPPORT						
Expense	11	512	IVD CHILD SUPPORT	DENTAL INSURANCE	\$ 3,547.50	\$ 3,240.00	\$ 3,240.00	\$ -	0%
Expense	11	512	IVD CHILD SUPPORT	DUES/SUBSCRIPTIONS	\$ 116.31	\$ 150.00	\$ 150.00	\$ -	0%
Expense	11	512	IVD CHILD SUPPORT	EMPLOYER 401K	\$ 65,905.27	\$ 70,383.00	\$ 73,198.00	\$ 2,815.00	4%
Expense	11	512	IVD CHILD SUPPORT	HOSPITAL INSURANCE	\$ 260,150.00	\$ 237,600.00	\$ 237,600.00	\$ -	0%
Expense	11	512	IVD CHILD SUPPORT	MAINT CONTRACTS-EQUIP	\$ -	\$ 2,500.00	\$ 2,500.00	\$ -	0%
Expense	11	512	IVD CHILD SUPPORT	MEDICARE TAXES	\$ 15,511.40	\$ 17,009.00	\$ 17,689.00	\$ 680.00	4%
Expense	11	512	IVD CHILD SUPPORT	MISCELLANEOUS EXP	\$ 194.27	\$ 250.00	\$ 250.00	\$ -	0%
Expense	11	512	IVD CHILD SUPPORT	PROFESSIONAL SERVICES	\$ 5,872.50	\$ 6,500.00	\$ 6,500.00	\$ -	0%
Expense	11	512	IVD CHILD SUPPORT	RETIREMENT	\$ 141,814.30	\$ 159,534.00	\$ 165,915.00	\$ 6,381.00	4%
Expense	11	512	IVD CHILD SUPPORT	SALARIES/WAGES-REG	\$ 1,110,344.72	\$ 1,173,047.00	\$ 1,219,969.00	\$ 46,922.00	4%
Expense	11	512	IVD CHILD SUPPORT	SOCIAL SECURITY TAXES	\$ 66,326.17	\$ 72,729.00	\$ 75,638.00	\$ 2,909.00	4%
Expense	11	512	IVD CHILD SUPPORT	TRAVEL/TRAINING	\$ 1,462.81	\$ 1,980.00	\$ 2,500.00	\$ 520.00	26%
Expense	11	<b>512 Total</b>			<b>\$ 1,671,245.25</b>	<b>\$ 1,744,922.00</b>	<b>\$ 1,805,149.00</b>	<b>\$ 60,227.00</b>	<b>46%</b>
Expense	11	<b>516</b>							
Expense	11	516	SMART START						
Expense	11	516	SMART START	DENTAL INSURANCE	\$ 330.00	\$ 360.00	\$ 360.00	\$ -	0%
Expense	11	516	SMART START	EMPLOYER 401K	\$ 4,884.48	\$ 5,113.00	\$ 5,317.60	\$ 204.60	4%
Expense	11	516	SMART START	HOSPITAL INSURANCE	\$ 24,200.00	\$ 26,400.00	\$ 26,400.00	\$ -	0%
Expense	11	516	SMART START	MEDICARE TAXES	\$ 1,182.53	\$ 1,236.00	\$ 1,285.44	\$ 49.44	4%
Expense	11	516	SMART START	RETIREMENT	\$ 10,516.99	\$ 11,590.00	\$ 12,053.60	\$ 463.60	4%
Expense	11	516	SMART START	SALARIES/WAGES-REG	\$ 82,432.89	\$ 85,224.00	\$ 88,633.00	\$ 3,409.00	4%
Expense	11	516	SMART START	SOCIAL SECURITY TAXES	\$ 5,056.21	\$ 5,284.00	\$ 5,495.36	\$ 211.36	4%
Expense	11	<b>516 Total</b>			<b>\$ 128,603.10</b>	<b>\$ 135,207.00</b>	<b>\$ 139,545.00</b>	<b>\$ 4,338.00</b>	<b>20%</b>



Account Type	Fund#	Dept #	Department Description	Account Description	Actuals FY23-24	Amended Budget FY24-25	Manager's Budget FY25-26	Change from Amend	% Change from Amend
Expense	11								
Expense	11	519							
Expense	11	519	PUBLIC ASSISTANCE						
Expense	11	519	PUBLIC ASSISTANCE	CONTRACTED SERVICES	\$ 219,402.47	\$ 230,000.00	\$ 230,000.00	\$ -	0%
Expense	11	519	PUBLIC ASSISTANCE	DONATIONS/CONTRI	\$ -	\$ -	\$ -	\$ -	0%
Expense	11	519	PUBLIC ASSISTANCE	MISC GRANT EXPENSE	\$ -	\$ 369,988.00	\$ -	\$ (369,988.00)	-100%
Expense	11	519	PUBLIC ASSISTANCE	NON-REIM MEDICAID TRANSPO	\$ 3,990.25	\$ 6,000.00	\$ 10,000.00	\$ 4,000.00	67%
Expense	11	519	PUBLIC ASSISTANCE	PROFESSIONAL SERV	\$ 63.46	\$ 5,000.00	\$ 5,000.00	\$ -	0%
Expense	11	519	PUBLIC ASSISTANCE	PUB ASSIST - FOOD STAMPS	\$ 31,715.63	\$ 32,800.00	\$ 32,800.00	\$ -	0%
Expense	11	519	PUBLIC ASSISTANCE	PUB ASSIST-DSNAP	\$ -	\$ 50,000.00	\$ -	\$ (50,000.00)	-100%
Expense	11	519	PUBLIC ASSISTANCE	PUB ASSIST-MEDICAID	\$ 2,609.53	\$ 5,400.00	\$ 5,400.00	\$ -	0%
Expense	11	519	PUBLIC ASSISTANCE	PUB ASSIST-SPECIAL ASSIST	\$ 612,506.50	\$ 600,000.00	\$ 600,000.00	\$ -	0%
Expense	11	519	PUBLIC ASSISTANCE	PUBLIC ASSISTANCE-AFDC	\$ 478,319.82	\$ 400,000.00	\$ 500,000.00	\$ 100,000.00	25%
Expense	11	519	PUBLIC ASSISTANCE	PUBLIC ASST - CRISIS	\$ 45,568.02	\$ 60,000.00	\$ 60,000.00	\$ -	0%
Expense	11	519	PUBLIC ASSISTANCE	PUBLIC ASST - LIEAP	\$ 67,873.31	\$ 80,000.00	\$ 80,000.00	\$ -	0%
Expense	11	519	PUBLIC ASSISTANCE	PUBLIC ASST - LIHWAP	\$ 1,171.95	\$ -	\$ -	\$ -	0%
Expense	11	519 Total			\$ 1,463,220.94	\$ 1,839,188.00	\$ 1,523,200.00	\$ (315,988.00)	-108%
Expense	11 Total				\$ 22,536,023.57	\$ 24,294,512.00	\$ 24,391,030.10	\$ 96,518.10	599%
Expense	12								
Expense	12	530							
Expense	12	530	HEALTH ADMINISTRATION						
Expense	12	530	HEALTH ADMINISTRATION	ADMINISTRATIVE SERVICES	\$ -	\$ -	\$ -	\$ -	0%
Expense	12	530	HEALTH ADMINISTRATION	ADVERTISING/PROMOTIONS	\$ 4,788.62	\$ 41,500.00	\$ 750.00	\$ (40,750.00)	-98%
Expense	12	530	HEALTH ADMINISTRATION	AUTOMOTIVE SUPPLIES	\$ 45.90	\$ 1,000.00	\$ 1,000.00	\$ -	0%
Expense	12	530	HEALTH ADMINISTRATION	AWARDS/APPRECIATION	\$ 9,086.06	\$ 23,000.00	\$ 10,000.00	\$ (13,000.00)	-57%
Expense	12	530	HEALTH ADMINISTRATION	BOARD/COMMITTEE MEETG EXP	\$ 3,904.28	\$ 3,000.00	\$ 3,500.00	\$ 500.00	17%
Expense	12	530	HEALTH ADMINISTRATION	CAPITAL EQUIPMENT	\$ 26,972.00	\$ -	\$ -	\$ -	0%
Expense	12	530	HEALTH ADMINISTRATION	CONTRACTED LABOR	\$ -	\$ 118,035.00	\$ -	\$ (118,035.00)	-100%
Expense	12	530	HEALTH ADMINISTRATION	CONTRACTED SERVICES	\$ 92,871.87	\$ 196,990.00	\$ 85,600.40	\$ (111,389.60)	-57%
Expense	12	530	HEALTH ADMINISTRATION	CONTROLLED PROPERTY EXP	\$ 1,861.68	\$ 1,875.00	\$ -	\$ (1,875.00)	-100%
Expense	12	530	HEALTH ADMINISTRATION	DENTAL INSURANCE	\$ 1,505.11	\$ 1,620.00	\$ 1,620.00	\$ -	0%
Expense	12	530	HEALTH ADMINISTRATION	DEPARTMENTAL SUPPLY	\$ 13,877.07	\$ 18,000.00	\$ 18,000.00	\$ -	0%
Expense	12	530	HEALTH ADMINISTRATION	DONATIONS/CONTRI	\$ -	\$ 1,220.00	\$ 2,000.00	\$ 780.00	64%
Expense	12	530	HEALTH ADMINISTRATION	DUES/SUBSCRIPTIONS	\$ 136,980.82	\$ 147,000.00	\$ 167,000.00	\$ 20,000.00	14%
Expense	12	530	HEALTH ADMINISTRATION	EDUCATION/CERTIF/TRAINING	\$ 299.00	\$ 10,500.00	\$ 500.00	\$ (10,000.00)	-95%
Expense	12	530	HEALTH ADMINISTRATION	Emergency/Contingency	\$ -	\$ 434,610.00	\$ -	\$ (434,610.00)	-100%
Expense	12	530	HEALTH ADMINISTRATION	EMPLOYEE WELLNESS CONTRIB	\$ -	\$ -	\$ -	\$ -	0%
Expense	12	530	HEALTH ADMINISTRATION	EMPLOYER 401K	\$ 27,956.74	\$ 30,106.00	\$ 31,310.00	\$ 1,204.00	4%
Expense	12	530	HEALTH ADMINISTRATION	GARBAGE EXPENSE	\$ 7,069.26	\$ 7,000.00	\$ 7,000.00	\$ -	0%
Expense	12	530	HEALTH ADMINISTRATION	GRANTS	\$ -	\$ -	\$ -	\$ -	0%
Expense	12	530	HEALTH ADMINISTRATION	HOSPITAL INSURANCE	\$ 110,374.69	\$ 118,800.00	\$ 118,800.00	\$ -	0%
Expense	12	530	HEALTH ADMINISTRATION	HOSPITAL/DOCTOR FEES	\$ -	\$ -	\$ -	\$ -	0%
Expense	12	530	HEALTH ADMINISTRATION	INSURANCE /BONDING	\$ 27,723.00	\$ 28,414.00	\$ 30,000.00	\$ 1,586.00	6%
Expense	12	530	HEALTH ADMINISTRATION	LAUNDRY/DRY CLEANING	\$ -	\$ -	\$ -	\$ -	0%
Expense	12	530	HEALTH ADMINISTRATION	LICENSE/PERMIT/CERTIFCATE	\$ 4,147.48	\$ 4,600.00	\$ 5,000.00	\$ 400.00	9%
Expense	12	530	HEALTH ADMINISTRATION	MAINT BLDG/GROUNDS	\$ 12,649.97	\$ 37,000.00	\$ 7,000.00	\$ (30,000.00)	-81%
Expense	12	530	HEALTH ADMINISTRATION	MAINT CONTRACTS-EQUIP	\$ 19,707.93	\$ 31,103.00	\$ 31,000.00	\$ (103.00)	0%
Expense	12	530	HEALTH ADMINISTRATION	MEDICARE TAXES	\$ 6,534.84	\$ 7,276.00	\$ 7,421.00	\$ 145.00	2%
Expense	12	530	HEALTH ADMINISTRATION	MEDICINE & SUPPLIES	\$ -	\$ -	\$ -	\$ -	0%
Expense	12	530	HEALTH ADMINISTRATION	MOTOR FUELS/OILS	\$ (1,182.12)	\$ 750.00	\$ 750.00	\$ -	0%
Expense	12	530	HEALTH ADMINISTRATION	POSTAGE	\$ 1,870.23	\$ 1,500.00	\$ 1,500.00	\$ -	0%
Expense	12	530	HEALTH ADMINISTRATION	PROFESSIONAL SERV	\$ -	\$ -	\$ -	\$ -	0%
Expense	12	530	HEALTH ADMINISTRATION	RENTAL/LEASE EQUIP/OTHER	\$ 3,379.81	\$ 4,012.00	\$ 5,500.00	\$ 1,488.00	37%
Expense	12	530	HEALTH ADMINISTRATION	REPAIRS ON EQUIPMENT	\$ 2,965.00	\$ 3,500.00	\$ 3,500.00	\$ -	0%
Expense	12	530	HEALTH ADMINISTRATION	RETIREMENT	\$ 60,010.17	\$ 68,241.00	\$ 70,976.60	\$ 2,729.60	4%
Expense	12	530	HEALTH ADMINISTRATION	SALARIES/WAGES-P/T	\$ -	\$ 10,000.00	\$ 10,400.00	\$ 400.00	4%
Expense	12	530	HEALTH ADMINISTRATION	SALARIES/WAGES-REG	\$ 470,552.84	\$ 513,505.00	\$ 521,842.00	\$ 8,337.00	2%
Expense	12	530	HEALTH ADMINISTRATION	SOCIAL SECURITY TAXES	\$ 27,941.30	\$ 31,110.00	\$ 31,730.00	\$ 620.00	2%
Expense	12	530	HEALTH ADMINISTRATION	TELECOMMUNICATIONS	\$ 12,319.46	\$ 11,250.00	\$ 11,250.00	\$ -	0%
Expense	12	530	HEALTH ADMINISTRATION	TRAVEL/TRAINING	\$ 8,601.21	\$ 56,000.00	\$ 10,000.00	\$ (46,000.00)	-82%
Expense	12	530	HEALTH ADMINISTRATION	UNIFORMS/CLOTHING	\$ 908.65	\$ -	\$ -	\$ -	0%
Expense	12	530	HEALTH ADMINISTRATION	UTILITIES	\$ 130,826.31	\$ 113,608.00	\$ 112,000.00	\$ (1,608.00)	-1%
Expense	12	530 Total			\$ 1,226,549.18	\$ 2,076,125.00	\$ 1,306,944.00	\$ (769,181.00)	-608%
Expense	12	531							
Expense	12	531	AIDS						
Expense	12	531	AIDS	DENTAL INSURANCE	\$ 180.00	\$ 180.00	\$ 180.00	\$ -	0%
Expense	12	531	AIDS	DEPARTMENTAL SUPPLY	\$ 329.61	\$ 300.00	\$ 300.00	\$ -	0%
Expense	12	531	AIDS	EMPLOYER 401K	\$ 3,995.54	\$ 3,986.00	\$ 4,145.44	\$ 159.44	4%
Expense	12	531	AIDS	HOSPITAL INSURANCE	\$ 13,200.00	\$ 13,200.00	\$ 13,200.00	\$ -	0%
Expense	12	531	AIDS	LAB SUPPLIES	\$ 300.00	\$ 300.00	\$ 300.00	\$ -	0%
Expense	12	531	AIDS	MEDICARE TAXES	\$ 962.87	\$ 963.00	\$ 1,001.52	\$ 38.52	4%
Expense	12	531	AIDS	MEDICINE & SUPPLIES	\$ 200.00	\$ 200.00	\$ 200.00	\$ -	0%
Expense	12	531	AIDS	RETIREMENT	\$ 8,601.99	\$ 9,035.00	\$ 9,396.40	\$ 361.40	4%



Account Type	Fund#	Dept #	Department Description	Account Description	Actuals FY23-24	Amended Budget FY24-25	Manager's Budget FY25-26	Change from Amend	% Change from Amend
Expense	12	531	AIDS	SALARIES/WAGES-REG	\$ 67,092.64	\$ 66,432.00	\$ 69,089.30	\$ 2,657.30	4%
Expense	12	531	AIDS	SOCIAL SECURITY TAXES	\$ 4,116.83	\$ 4,119.00	\$ 4,283.76	\$ 164.76	4%
Expense	12	531	AIDS	TRAVEL/TRAINING	\$ -	\$ 500.00	\$ -	\$ (500.00)	-100%
Expense	12	531	<b>Total</b>		\$ 98,979.48	\$ 99,215.00	\$ 102,096.42	\$ 2,881.42	-80%
Expense	12	532							
Expense	12	532	TB/STD/CD						
Expense	12	532	TB/STD/CD	ADVERTISING/PROMOTIONS	\$ -	\$ -	\$ -	\$ -	0%
Expense	12	532	TB/STD/CD	CAPITAL EQUIPMENT	\$ 34,787.68	\$ -	\$ -	\$ -	0%
Expense	12	532	TB/STD/CD	CONTRACTED SERVICES	\$ 5,015.36	\$ 10,000.00	\$ 3,000.00	\$ (7,000.00)	-70%
Expense	12	532	TB/STD/CD	CONTROLLED PROPERTY EXP	\$ 3,149.87	\$ -	\$ -	\$ -	0%
Expense	12	532	TB/STD/CD	DENTAL INSURANCE	\$ 178.20	\$ 180.00	\$ 180.00	\$ -	0%
Expense	12	532	TB/STD/CD	DEPARTMENTAL SUPPLY	\$ 2,127.19	\$ 2,000.00	\$ 2,000.00	\$ -	0%
Expense	12	532	TB/STD/CD	DONATIONS/CONTRI	\$ -	\$ -	\$ -	\$ -	0%
Expense	12	532	TB/STD/CD	EDUCATION/CERTIF/TRAINING	\$ -	\$ -	\$ -	\$ -	0%
Expense	12	532	TB/STD/CD	EMPLOYER 401K	\$ 4,570.53	\$ 4,579.00	\$ 4,762.16	\$ 183.16	4%
Expense	12	532	TB/STD/CD	HOSPITAL INSURANCE	\$ 13,068.00	\$ 13,200.00	\$ 13,200.00	\$ -	0%
Expense	12	532	TB/STD/CD	LAB SUPPLIES	\$ 29,143.63	\$ 48,257.00	\$ 60,000.00	\$ 11,743.00	24%
Expense	12	532	TB/STD/CD	MEDICARE TAXES	\$ 1,104.90	\$ 1,106.00	\$ 1,150.24	\$ 44.24	4%
Expense	12	532	TB/STD/CD	MEDICINE & SUPPLIES	\$ 4,722.96	\$ 4,000.00	\$ 4,000.00	\$ -	0%
Expense	12	532	TB/STD/CD	POSTAGE	\$ 365.81	\$ 1,300.00	\$ 1,300.00	\$ -	0%
Expense	12	532	TB/STD/CD	PRESCRIPTION DRUGS	\$ 33,877.16	\$ 40,775.00	\$ 4,518.00	\$ (36,257.00)	-89%
Expense	12	532	TB/STD/CD	PROFESSIONAL SERV	\$ -	\$ -	\$ -	\$ -	0%
Expense	12	532	TB/STD/CD	RETIREMENT	\$ 9,833.92	\$ 10,378.00	\$ 10,793.10	\$ 415.10	4%
Expense	12	532	TB/STD/CD	SALARIES/WAGES-REG	\$ 76,676.66	\$ 76,309.00	\$ 79,361.40	\$ 3,052.40	4%
Expense	12	532	TB/STD/CD	SOCIAL SECURITY TAXES	\$ 4,724.57	\$ 4,731.00	\$ 4,920.24	\$ 189.24	4%
Expense	12	532	TB/STD/CD	TRAVEL/TRAINING	\$ 4,677.70	\$ 4,500.00	\$ 8,000.00	\$ 3,500.00	78%
Expense	12	532	<b>Total</b>		\$ 228,024.14	\$ 221,315.00	\$ 197,185.14	\$ (24,129.86)	-37%
Expense	12	533							
Expense	12	533	ADULT HEALTH						
Expense	12	533	ADULT HEALTH	ADVERTISING/PROMOTIONS	\$ -	\$ 1,000.00	\$ 1,000.00	\$ -	0%
Expense	12	533	ADULT HEALTH	AUTOMOTIVE SUPPLIES	\$ -	\$ 1,500.00	\$ 1,500.00	\$ -	0%
Expense	12	533	ADULT HEALTH	AWARDS/APPRECIATION	\$ 147.82	\$ 500.00	\$ 500.00	\$ -	0%
Expense	12	533	ADULT HEALTH	C/O-BUILDING	\$ -	\$ -	\$ -	\$ -	0%
Expense	12	533	ADULT HEALTH	CAPITAL EQUIPMENT	\$ -	\$ 6,063.00	\$ -	\$ (6,063.00)	-100%
Expense	12	533	ADULT HEALTH	CONTRACTED LABOR	\$ -	\$ -	\$ -	\$ -	0%
Expense	12	533	ADULT HEALTH	CONTRACTED SERVICES	\$ 40,585.61	\$ 45,000.00	\$ 50,000.00	\$ 5,000.00	11%
Expense	12	533	ADULT HEALTH	CONTROLLED PROPERTY EXP	\$ -	\$ -	\$ -	\$ -	0%
Expense	12	533	ADULT HEALTH	DENTAL INSURANCE	\$ 555.81	\$ 900.00	\$ 900.00	\$ -	0%
Expense	12	533	ADULT HEALTH	DEPARTMENTAL SUPPLY	\$ 3,833.09	\$ 8,000.00	\$ 5,000.00	\$ (3,000.00)	-38%
Expense	12	533	ADULT HEALTH	DONATIONS/CONTRI	\$ 1,546.76	\$ 1,500.00	\$ 1,500.00	\$ -	0%
Expense	12	533	ADULT HEALTH	EDUCATION/CERTIF/TRAINING	\$ -	\$ 500.00	\$ 250.00	\$ (250.00)	-50%
Expense	12	533	ADULT HEALTH	EMERG & CONTINGENCY	\$ -	\$ -	\$ -	\$ -	0%
Expense	12	533	ADULT HEALTH	EMPLOYER 401K	\$ 12,073.73	\$ 18,211.00	\$ 18,939.40	\$ 728.40	4%
Expense	12	533	ADULT HEALTH	HOSPITAL INSURANCE	\$ 27,559.50	\$ 66,000.00	\$ 66,000.00	\$ -	0%
Expense	12	533	ADULT HEALTH	HOSPITAL/DOCTOR FEES	\$ -	\$ -	\$ -	\$ -	0%
Expense	12	533	ADULT HEALTH	LAB SUPPLIES	\$ 62.23	\$ 1,000.00	\$ -	\$ (1,000.00)	-100%
Expense	12	533	ADULT HEALTH	MAINT BLDG/GROUNDS	\$ -	\$ -	\$ -	\$ -	0%
Expense	12	533	ADULT HEALTH	MEDICARE TAXES	\$ 2,832.02	\$ 4,401.00	\$ 4,577.04	\$ 176.04	4%
Expense	12	533	ADULT HEALTH	MEDICINE & SUPPLIES	\$ 4,683.89	\$ 9,400.00	\$ 6,000.00	\$ (3,400.00)	-36%
Expense	12	533	ADULT HEALTH	MISCELLANEOUS EXP	\$ -	\$ -	\$ -	\$ -	0%
Expense	12	533	ADULT HEALTH	NON-PRESCRIPTION DRUGS	\$ -	\$ -	\$ -	\$ -	0%
Expense	12	533	ADULT HEALTH	PHARMACY FEES	\$ 13,485.22	\$ 33,000.00	\$ 15,000.00	\$ (18,000.00)	-55%
Expense	12	533	ADULT HEALTH	POSTAGE	\$ 711.36	\$ 2,000.00	\$ 2,000.00	\$ -	0%
Expense	12	533	ADULT HEALTH	PRESCRIPTION DRUGS	\$ 181,718.54	\$ 185,000.00	\$ 190,000.00	\$ 5,000.00	3%
Expense	12	533	ADULT HEALTH	PROFESSIONAL SERV	\$ -	\$ -	\$ -	\$ -	0%
Expense	12	533	ADULT HEALTH	RETIREMENT	\$ 26,441.01	\$ 41,277.00	\$ 42,928.10	\$ 1,651.10	4%
Expense	12	533	ADULT HEALTH	SALARIES/WAGES-REG	\$ 203,706.77	\$ 303,508.00	\$ 315,648.00	\$ 12,140.00	4%
Expense	12	533	ADULT HEALTH	SOCIAL SECURITY TAXES	\$ 12,109.74	\$ 18,818.00	\$ 19,570.70	\$ 752.70	4%
Expense	12	533	ADULT HEALTH	TELECOMMUNICATIONS	\$ 1,001.46	\$ 437.00	\$ 1,000.00	\$ 563.00	129%
Expense	12	533	ADULT HEALTH	TRAVEL/TRAINING	\$ 1,976.93	\$ 2,000.00	\$ 2,000.00	\$ -	0%
Expense	12	533	<b>Total</b>		\$ 535,031.49	\$ 750,015.00	\$ 744,313.24	\$ (5,701.76)	-216%
Expense	12	534							
Expense	12	534	SCHOOL HEALTH						
Expense	12	534	SCHOOL HEALTH	ADVERTISING/PROMOTIONS	\$ -	\$ -	\$ -	\$ -	0%
Expense	12	534	SCHOOL HEALTH	AWARDS/APPRECIATION	\$ 50.32	\$ -	\$ -	\$ -	0%
Expense	12	534	SCHOOL HEALTH	CAPITAL EQUIPMENT	\$ -	\$ -	\$ -	\$ -	0%
Expense	12	534	SCHOOL HEALTH	CONTRACTED LABOR	\$ -	\$ -	\$ -	\$ -	0%
Expense	12	534	SCHOOL HEALTH	CONTRACTED LABOR-ARPA COVID19	\$ -	\$ -	\$ -	\$ -	0%
Expense	12	534	SCHOOL HEALTH	CONTRACTED SERVICES	\$ 352.80	\$ 500.00	\$ 500.00	\$ -	0%
Expense	12	534	SCHOOL HEALTH	CONTROLLED PROPERTY EXP	\$ -	\$ -	\$ -	\$ -	0%
Expense	12	534	SCHOOL HEALTH	DENTAL INSURANCE	\$ 2,996.74	\$ 3,857.00	\$ 3,857.00	\$ -	0%
Expense	12	534	SCHOOL HEALTH	DEPARTMENTAL SUPPLY	\$ 3,240.60	\$ 3,675.00	\$ 3,500.00	\$ (175.00)	-5%

Account Type	Fund#	Dept #	Department Description	Account Description	Actuals FY23-24	Amended Budget FY24-25	Manager's Budget FY25-26	Change from Amend	% Change from Amend
Expense	12	534	SCHOOL HEALTH	EDUCATION/CERTIF/TRAINING	\$ 1,148.74	\$ 525.00	\$ 1,000.00	\$ 475.00	90%
Expense	12	534	SCHOOL HEALTH	EMPLOYER 401K	\$ 75,392.53	\$ 78,984.00	\$ 82,143.40	\$ 3,159.40	4%
Expense	12	534	SCHOOL HEALTH	HOSPITAL INSURANCE	\$ 201,355.00	\$ 206,184.00	\$ 206,184.00	\$ -	0%
Expense	12	534	SCHOOL HEALTH	LAB SUPPLIES	\$ 2,252.77	\$ 4,500.00	\$ 3,500.00	\$ (1,000.00)	-22%
Expense	12	534	SCHOOL HEALTH	LICENSE/PERMIT/CERTIFICATE	\$ -	\$ -	\$ -	\$ -	0%
Expense	12	534	SCHOOL HEALTH	MEDICARE TAXES	\$ 16,743.07	\$ 19,088.00	\$ 19,851.50	\$ 763.50	4%
Expense	12	534	SCHOOL HEALTH	MEDICINE & SUPPLIES	\$ 3,001.10	\$ 4,000.00	\$ 3,500.00	\$ (500.00)	-13%
Expense	12	534	SCHOOL HEALTH	MISCELLANEOUS EXP	\$ -	\$ -	\$ -	\$ -	0%
Expense	12	534	SCHOOL HEALTH	NON-PRESCRIPTION DRUGS	\$ 813.40	\$ 1,500.00	\$ 1,200.00	\$ (300.00)	-20%
Expense	12	534	SCHOOL HEALTH	POSTAGE	\$ -	\$ 300.00	\$ 150.00	\$ (150.00)	-50%
Expense	12	534	SCHOOL HEALTH	PRESCRIPTION DRUGS	\$ 1,638.92	\$ 3,000.00	\$ 3,000.00	\$ -	0%
Expense	12	534	SCHOOL HEALTH	PROFESSIONAL SERV	\$ -	\$ -	\$ -	\$ -	0%
Expense	12	534	SCHOOL HEALTH	RENT OF BUILDING/SPACE	\$ -	\$ -	\$ -	\$ -	0%
Expense	12	534	SCHOOL HEALTH	RETIREMENT	\$ 162,318.32	\$ 179,030.00	\$ 186,191.00	\$ 7,161.00	4%
Expense	12	534	SCHOOL HEALTH	SALARIES/WAGES-P/T	\$ -	\$ -	\$ -	\$ -	0%
Expense	12	534	SCHOOL HEALTH	SALARIES/WAGES-REG	\$ 1,267,048.18	\$ 1,316,400.00	\$ 1,369,056.00	\$ 52,656.00	4%
Expense	12	534	SCHOOL HEALTH	SOCIAL SECURITY TAXES	\$ 71,592.89	\$ 81,617.00	\$ 84,881.70	\$ 3,264.70	4%
Expense	12	534	SCHOOL HEALTH	TELECOMMUNICATIONS	\$ 12,800.65	\$ 10,500.00	\$ 10,500.00	\$ -	0%
Expense	12	534	SCHOOL HEALTH	TRAVEL/TRAINING	\$ 7,613.17	\$ 10,000.00	\$ 12,000.00	\$ 2,000.00	20%
Expense	12	534	<b>Total</b>		\$ 1,830,359.20	\$ 1,923,660.00	\$ 1,991,014.60	\$ 67,354.60	21%
Expense	12	535							
Expense	12	535	HEALTH PROMOTIONS						
Expense	12	535	HEALTH PROMOTIONS	ADVERTISING/PROMOTIONS	\$ 2,381.70	\$ 2,600.00	\$ 3,000.00	\$ 400.00	15%
Expense	12	535	HEALTH PROMOTIONS	AWARDS/APPRECIATION	\$ 2,840.87	\$ 3,000.00	\$ 3,000.00	\$ -	0%
Expense	12	535	HEALTH PROMOTIONS	CONTRACTED SERVICES	\$ -	\$ -	\$ -	\$ -	0%
Expense	12	535	HEALTH PROMOTIONS	DENTAL INSURANCE	\$ 180.00	\$ 180.00	\$ 180.00	\$ -	0%
Expense	12	535	HEALTH PROMOTIONS	DEPARTMENTAL SUPPLY	\$ 2,675.76	\$ 3,000.00	\$ 3,000.00	\$ -	0%
Expense	12	535	HEALTH PROMOTIONS	EDUCATION/CERTIF/TRAINING	\$ -	\$ 2,300.00	\$ 2,300.00	\$ -	0%
Expense	12	535	HEALTH PROMOTIONS	EMPLOYER 401K	\$ 2,513.93	\$ 2,952.00	\$ 3,070.08	\$ 118.08	4%
Expense	12	535	HEALTH PROMOTIONS	HOSPITAL INSURANCE	\$ 13,200.00	\$ 13,200.00	\$ 13,200.00	\$ -	0%
Expense	12	535	HEALTH PROMOTIONS	MAINT CONTRACTS-EQUIP	\$ 531.71	\$ 550.00	\$ 550.00	\$ -	0%
Expense	12	535	HEALTH PROMOTIONS	MEDICARE TAXES	\$ 607.97	\$ 713.00	\$ 741.52	\$ 28.52	4%
Expense	12	535	HEALTH PROMOTIONS	MEDICINE & SUPPLIES	\$ -	\$ -	\$ -	\$ -	0%
Expense	12	535	HEALTH PROMOTIONS	POSTAGE	\$ -	\$ 100.00	\$ 100.00	\$ -	0%
Expense	12	535	HEALTH PROMOTIONS	PROFESSIONAL SERV	\$ -	\$ -	\$ -	\$ -	0%
Expense	12	535	HEALTH PROMOTIONS	RETIREMENT	\$ 5,400.69	\$ 6,692.00	\$ 6,959.68	\$ 267.68	4%
Expense	12	535	HEALTH PROMOTIONS	SALARIES/WAGES-REG	\$ 42,398.51	\$ 49,204.00	\$ 51,172.20	\$ 1,968.20	4%
Expense	12	535	HEALTH PROMOTIONS	SOCIAL SECURITY TAXES	\$ 2,599.39	\$ 3,051.00	\$ 3,173.04	\$ 122.04	4%
Expense	12	535	HEALTH PROMOTIONS	TRAVEL/TRAINING	\$ 662.37	\$ 2,000.00	\$ 2,000.00	\$ -	0%
Expense	12	535	<b>Total</b>		\$ 75,992.90	\$ 89,542.00	\$ 92,446.52	\$ 2,904.52	35%
Expense	12	536							
Expense	12	536	ADOLESCENT PREGNANCY PREV						
Expense	12	536	ADOLESCENT PREGNANCY	ADVERTISING/PROMOTIONS	\$ 6,582.04	\$ 5,000.00	\$ 6,000.00	\$ 1,000.00	20%
Expense	12	536	ADOLESCENT PREGNANCY	AWARDS/APPRECIATION	\$ 1,610.83	\$ 5,000.00	\$ 5,000.00	\$ -	0%
Expense	12	536	ADOLESCENT PREGNANCY	BOARD/COMMITTEE MEETG EXP	\$ -	\$ 1,500.00	\$ 1,500.00	\$ -	0%
Expense	12	536	ADOLESCENT PREGNANCY	DENTAL INSURANCE	\$ 180.00	\$ 180.00	\$ 180.00	\$ -	0%
Expense	12	536	ADOLESCENT PREGNANCY	DEPARTMENTAL SUPPLY	\$ 3,141.41	\$ 3,000.00	\$ 3,000.00	\$ -	0%
Expense	12	536	ADOLESCENT PREGNANCY	DONATIONS/CONTRI	\$ -	\$ 50.00	\$ -	\$ (50.00)	-100%
Expense	12	536	ADOLESCENT PREGNANCY	EDUCATION/CERTIF/TRAINING	\$ 428.46	\$ 7,500.00	\$ 8,000.00	\$ 500.00	7%
Expense	12	536	ADOLESCENT PREGNANCY	EMPLOYER 401K	\$ 2,862.75	\$ 2,894.00	\$ 3,009.76	\$ 115.76	4%
Expense	12	536	ADOLESCENT PREGNANCY	HOSPITAL INSURANCE	\$ 13,200.00	\$ 13,200.00	\$ 13,200.00	\$ -	0%
Expense	12	536	ADOLESCENT PREGNANCY	MEDICARE TAXES	\$ 699.01	\$ 699.00	\$ 726.96	\$ 27.96	4%
Expense	12	536	ADOLESCENT PREGNANCY	PROFESSIONAL SERV	\$ -	\$ -	\$ -	\$ -	0%
Expense	12	536	ADOLESCENT PREGNANCY	RETIREMENT	\$ 6,163.49	\$ 6,561.00	\$ 6,823.44	\$ 262.44	4%
Expense	12	536	ADOLESCENT PREGNANCY	SALARIES/WAGES-REG	\$ 48,212.62	\$ 48,241.00	\$ 50,170.60	\$ 1,929.60	4%
Expense	12	536	ADOLESCENT PREGNANCY	SOCIAL SECURITY TAXES	\$ 2,989.27	\$ 2,991.00	\$ 3,110.64	\$ 119.64	4%
Expense	12	536	ADOLESCENT PREGNANCY	TELECOMMUNICATIONS	\$ -	\$ 1,000.00	\$ -	\$ (1,000.00)	-100%
Expense	12	536	ADOLESCENT PREGNANCY	TRAVEL/TRAINING	\$ 5,065.39	\$ 8,684.00	\$ 9,000.00	\$ 316.00	4%
Expense	12	536	<b>Total</b>		\$ 91,135.27	\$ 106,500.00	\$ 109,721.40	\$ 3,221.40	-150%
Expense	12	537							
Expense	12	537	CHILD HEALTH						
Expense	12	537	CHILD HEALTH	ADVERTISING/PROMOTIONS	\$ -	\$ 500.00	\$ 500.00	\$ -	0%
Expense	12	537	CHILD HEALTH	AWARDS/APPRECIATION	\$ 1,146.93	\$ 3,254.00	\$ 3,000.00	\$ (254.00)	-8%
Expense	12	537	CHILD HEALTH	CONTRACTED LABOR	\$ -	\$ -	\$ -	\$ -	0%
Expense	12	537	CHILD HEALTH	CONTRACTED SERVICES	\$ 3,130.03	\$ 6,700.00	\$ 8,000.00	\$ 1,300.00	19%
Expense	12	537	CHILD HEALTH	CONTROLLED PROPERTY EXP	\$ -	\$ -	\$ -	\$ -	0%
Expense	12	537	CHILD HEALTH	DENTAL INSURANCE	\$ 1,415.33	\$ 1,980.00	\$ 1,980.00	\$ -	0%
Expense	12	537	CHILD HEALTH	DEPARTMENTAL SUPPLY	\$ 1,511.59	\$ 2,000.00	\$ 2,000.00	\$ -	0%
Expense	12	537	CHILD HEALTH	EDUCATION/CERTIF/TRAINING	\$ -	\$ -	\$ -	\$ -	0%
Expense	12	537	CHILD HEALTH	EMPLOYER 401K	\$ 35,870.50	\$ 38,890.00	\$ 40,445.60	\$ 1,555.60	4%
Expense	12	537	CHILD HEALTH	HOSPITAL INSURANCE	\$ 103,790.93	\$ 145,200.00	\$ 145,200.00	\$ -	0%
Expense	12	537	CHILD HEALTH	HOSPITAL/DOCTOR FEES	\$ -	\$ -	\$ -	\$ -	0%



Account Type	Fund#	Dept #	Department Description	Account Description	Amended Budget		Manager's Budget		% Change	
					Actuals FY23-24	FY24-25	FY25-26	Change from Amend	from Amend	
Expense	12	537	CHILD HEALTH	LAB SUPPLIES	\$ 3,401.06	\$ 5,000.00	\$ 6,500.00	\$ 1,500.00		30%
Expense	12	537	CHILD HEALTH	MEDICARE TAXES	\$ 8,351.97	\$ 9,399.00	\$ 9,774.96	\$ 375.96		4%
Expense	12	537	CHILD HEALTH	MEDICINE & SUPPLIES	\$ 1,026.76	\$ 1,500.00	\$ 1,500.00	\$ -		0%
Expense	12	537	CHILD HEALTH	NON-PRESCRIPTION DRUGS	\$ -	\$ -	\$ -	\$ -		0%
Expense	12	537	CHILD HEALTH	POSTAGE	\$ 1,412.75	\$ 2,000.00	\$ 2,000.00	\$ -		0%
Expense	12	537	CHILD HEALTH	PRESCRIPTION DRUGS	\$ 1,062.71	\$ 500.00	\$ -	\$ (500.00)		-100%
Expense	12	537	CHILD HEALTH	PROFESSIONAL SERV	\$ -	\$ -	\$ -	\$ -		0%
Expense	12	537	CHILD HEALTH	RETIREMENT	\$ 76,990.14	\$ 88,152.00	\$ 91,678.10	\$ 3,526.10		4%
Expense	12	537	CHILD HEALTH	SALARIES/WAGES-P/T	\$ -	\$ -	\$ -	\$ -		0%
Expense	12	537	CHILD HEALTH	SALARIES/WAGES-REG	\$ 602,281.56	\$ 648,174.00	\$ 674,101.00	\$ 25,927.00		4%
Expense	12	537	CHILD HEALTH	SOCIAL SECURITY TAXES	\$ 35,710.65	\$ 40,187.00	\$ 41,794.50	\$ 1,607.50		4%
Expense	12	537	CHILD HEALTH	TRAVEL/TRAINING	\$ -	\$ 1,000.00	\$ 1,000.00	\$ -		0%
Expense	12	537	<b>Total</b>		\$ 877,102.91	\$ 994,436.00	\$ 1,029,474.16	\$ 35,038.16		-38%
Expense	12	538	<b>MATERNAL HEALTH</b>							
Expense	12	538	MATERNAL HEALTH	ADVERTISING/PROMOTIONS	\$ -	\$ -	\$ -	\$ -		0%
Expense	12	538	MATERNAL HEALTH	AWARDS/APPRECIATION	\$ 266.79	\$ 1,000.00	\$ 1,000.00	\$ -		0%
Expense	12	538	MATERNAL HEALTH	CAPITAL EQUIPMENT	\$ -	\$ -	\$ -	\$ -		0%
Expense	12	538	MATERNAL HEALTH	CONTRACTED LABOR	\$ -	\$ 50,000.00	\$ -	\$ (50,000.00)		-100%
Expense	12	538	MATERNAL HEALTH	CONTRACTED SERVICES	\$ 4,702.50	\$ 100,000.00	\$ 150,000.00	\$ 50,000.00		50%
Expense	12	538	MATERNAL HEALTH	CONTROLLED PROPERTY EXP	\$ -	\$ -	\$ -	\$ -		0%
Expense	12	538	MATERNAL HEALTH	DENTAL INSURANCE	\$ 1,010.28	\$ 1,440.00	\$ 1,440.00	\$ -		0%
Expense	12	538	MATERNAL HEALTH	DEPARTMENTAL SUPPLY	\$ 708.82	\$ 3,000.00	\$ 3,000.00	\$ -		0%
Expense	12	538	MATERNAL HEALTH	EDUCATION/CERTIF/TRAINING	\$ 753.61	\$ 1,000.00	\$ 1,000.00	\$ -		0%
Expense	12	538	MATERNAL HEALTH	EMPLOYER 401K	\$ 19,279.39	\$ 19,459.00	\$ 20,237.40	\$ 778.40		4%
Expense	12	538	MATERNAL HEALTH	HOSPITAL INSURANCE	\$ 74,087.13	\$ 105,600.00	\$ 105,600.00	\$ -		0%
Expense	12	538	MATERNAL HEALTH	HOSPITAL/DOCTOR FEES	\$ -	\$ 5,000.00	\$ -	\$ (5,000.00)		-100%
Expense	12	538	MATERNAL HEALTH	LAB SUPPLIES	\$ 941.00	\$ 10,000.00	\$ 10,000.00	\$ -		0%
Expense	12	538	MATERNAL HEALTH	MAINT CONTRACTS-EQUIP	\$ 1,724.02	\$ 7,000.00	\$ 5,000.00	\$ (2,000.00)		-29%
Expense	12	538	MATERNAL HEALTH	MEDICARE TAXES	\$ 4,645.37	\$ 4,703.00	\$ 4,891.12	\$ 188.12		4%
Expense	12	538	MATERNAL HEALTH	MEDICINE & SUPPLIES	\$ -	\$ 4,000.00	\$ 4,000.00	\$ -		0%
Expense	12	538	MATERNAL HEALTH	MISCELLANEOUS EXP	\$ -	\$ -	\$ -	\$ -		0%
Expense	12	538	MATERNAL HEALTH	POSTAGE	\$ 101.04	\$ 1,200.00	\$ 1,000.00	\$ (200.00)		-17%
Expense	12	538	MATERNAL HEALTH	PRESCRIPTION DRUGS	\$ 551.64	\$ 4,000.00	\$ 6,000.00	\$ 2,000.00		50%
Expense	12	538	MATERNAL HEALTH	PROFESSIONAL SERV	\$ -	\$ -	\$ -	\$ -		0%
Expense	12	538	MATERNAL HEALTH	RENTAL/LEASE EQUIP/OTHER	\$ -	\$ -	\$ -	\$ -		0%
Expense	12	538	MATERNAL HEALTH	RETIREMENT	\$ 41,368.25	\$ 44,107.00	\$ 45,871.30	\$ 1,764.30		4%
Expense	12	538	MATERNAL HEALTH	SALARIES/WAGES-P/T	\$ -	\$ -	\$ -	\$ -		0%
Expense	12	538	MATERNAL HEALTH	SALARIES/WAGES-REG	\$ 324,786.92	\$ 324,316.00	\$ 337,289.00	\$ 12,973.00		4%
Expense	12	538	MATERNAL HEALTH	SOCIAL SECURITY TAXES	\$ 19,863.18	\$ 20,108.00	\$ 20,912.30	\$ 804.30		4%
Expense	12	538	MATERNAL HEALTH	TRAVEL/TRAINING	\$ 860.30	\$ 3,000.00	\$ 5,000.00	\$ 2,000.00		67%
Expense	12	538	<b>Total</b>		\$ 495,650.24	\$ 708,933.00	\$ 722,241.12	\$ 13,308.12		-59%
Expense	12	539	<b>FAMILY PLANNING</b>							
Expense	12	539	FAMILY PLANNING	ADVERTISING/PROMOTIONS	\$ 180.00	\$ 500.00	\$ 500.00	\$ -		0%
Expense	12	539	FAMILY PLANNING	AWARDS/APPRECIATION	\$ 11.11	\$ 500.00	\$ 500.00	\$ -		0%
Expense	12	539	FAMILY PLANNING	CONTRACTED SERVICES	\$ 31,004.64	\$ 32,500.00	\$ 40,000.00	\$ 7,500.00		23%
Expense	12	539	FAMILY PLANNING	CONTROLLED PROPERTY EXP	\$ -	\$ -	\$ -	\$ -		0%
Expense	12	539	FAMILY PLANNING	DENTAL INSURANCE	\$ 1,758.56	\$ 3,060.00	\$ 3,060.00	\$ -		0%
Expense	12	539	FAMILY PLANNING	DEPARTMENTAL SUPPLY	\$ 2,891.92	\$ 3,000.00	\$ 3,000.00	\$ -		0%
Expense	12	539	FAMILY PLANNING	EDUCATION/CERTIF/TRAINING	\$ 201.96	\$ -	\$ -	\$ -		0%
Expense	12	539	FAMILY PLANNING	EMPLOYER 401K	\$ 35,341.95	\$ 52,381.00	\$ 52,381.00	\$ -		0%
Expense	12	539	FAMILY PLANNING	HOSPITAL INSURANCE	\$ 128,961.33	\$ 205,400.00	\$ 224,400.00	\$ 19,000.00		9%
Expense	12	539	FAMILY PLANNING	HOSPITAL/DOCTOR FEES	\$ -	\$ -	\$ -	\$ -		0%
Expense	12	539	FAMILY PLANNING	LAB SUPPLIES	\$ 6,074.24	\$ 14,000.00	\$ 15,000.00	\$ 1,000.00		7%
Expense	12	539	FAMILY PLANNING	MEDICARE TAXES	\$ 8,367.38	\$ 12,659.00	\$ 13,165.40	\$ 506.40		4%
Expense	12	539	FAMILY PLANNING	MEDICINE & SUPPLIES	\$ 3,968.54	\$ 5,000.00	\$ 5,000.00	\$ -		0%
Expense	12	539	FAMILY PLANNING	MISCELLANEOUS EXP	\$ -	\$ -	\$ -	\$ -		0%
Expense	12	539	FAMILY PLANNING	NON-PRESCRIPTION DRUGS	\$ -	\$ -	\$ -	\$ -		0%
Expense	12	539	FAMILY PLANNING	POSTAGE	\$ 276.87	\$ 2,000.00	\$ 2,000.00	\$ -		0%
Expense	12	539	FAMILY PLANNING	PRESCRIPTION DRUGS	\$ 47,609.88	\$ 55,000.00	\$ 50,000.00	\$ (5,000.00)		-9%
Expense	12	539	FAMILY PLANNING	PROFESSIONAL SERV	\$ -	\$ -	\$ -	\$ -		0%
Expense	12	539	FAMILY PLANNING	RENTAL/LEASE EQUIP/OTHER	\$ 83.33	\$ -	\$ 500.00	\$ 500.00		0%
Expense	12	539	FAMILY PLANNING	RETIREMENT	\$ 75,743.43	\$ 118,730.00	\$ 123,479.00	\$ 4,749.00		4%
Expense	12	539	FAMILY PLANNING	SALARIES/WAGES-P/T	\$ -	\$ -	\$ -	\$ -		0%
Expense	12	539	FAMILY PLANNING	SALARIES/WAGES-REG	\$ 594,643.90	\$ 873,013.00	\$ 907,934.00	\$ 34,921.00		4%
Expense	12	539	FAMILY PLANNING	SOCIAL SECURITY TAXES	\$ 35,777.75	\$ 54,127.00	\$ 56,292.10	\$ 2,165.10		4%
Expense	12	539	FAMILY PLANNING	TRAVEL/TRAINING	\$ 267.88	\$ 1,000.00	\$ 3,000.00	\$ 2,000.00		200%
Expense	12	539	<b>Total</b>		\$ 973,164.67	\$ 1,432,870.00	\$ 1,500,211.50	\$ 67,341.50		246%
Expense	12	540	<b>WOMEN-INFANTS-CHILDREN</b>							
Expense	12	540	WOMEN-INFANTS-CHILDR	ADVERTISING/PROMOTIONS	\$ -	\$ -	\$ -	\$ -		0%

Account Type	Fund#	Dept #	Department Description	Account Description	Actuals FY23-24	Amended Budget FY24-25	Manager's Budget FY25-26	Change from Amend	% Change from Amend
Expense	12	540	WOMEN-INFANTS-CHILDR ADVERTISING/PROMOTIONS-WIC BRF		\$ 1,825.93	\$ 2,000.00	\$ 2,000.00	\$ -	0%
Expense	12	540	WOMEN-INFANTS-CHILDR ADVERTISING/PROMOTIONS-WIC CS		\$ 4,913.29	\$ 3,550.00	\$ 3,550.00	\$ -	0%
Expense	12	540	WOMEN-INFANTS-CHILDR ADVERTISING/PROMOTIONS-WIC NE		\$ -	\$ -	\$ -	\$ -	0%
Expense	12	540	WOMEN-INFANTS-CHILDR AWARDS/APPRECIATION-WIC BRF		\$ 18,650.09	\$ 25,000.00	\$ 5,000.00	\$ (20,000.00)	-80%
Expense	12	540	WOMEN-INFANTS-CHILDR AWARDS/APPRECIATION-WIC CS		\$ 4,907.02	\$ 5,000.00	\$ 5,000.00	\$ -	0%
Expense	12	540	WOMEN-INFANTS-CHILDR AWARDS/APPRECIATION-WIC NE		\$ 1,935.66	\$ 2,500.00	\$ 2,500.00	\$ -	0%
Expense	12	540	WOMEN-INFANTS-CHILDR CAPITAL EQUIPMENT-WIC CS		\$ -	\$ -	\$ -	\$ -	0%
Expense	12	540	WOMEN-INFANTS-CHILDR CONTRACTED LABOR-WIC BRF		\$ -	\$ -	\$ -	\$ -	0%
Expense	12	540	WOMEN-INFANTS-CHILDR CONTRACTED LABOR-WIC PC		\$ -	\$ -	\$ -	\$ -	0%
Expense	12	540	WOMEN-INFANTS-CHILDR CONTRACTED SERVICES-CS		\$ -	\$ 3,000.00	\$ 5,000.00	\$ 2,000.00	67%
Expense	12	540	WOMEN-INFANTS-CHILDR CONTROLLED PROPERTY EXP		\$ -	\$ 1,827.00	\$ -	\$ (1,827.00)	-100%
Expense	12	540	WOMEN-INFANTS-CHILDR CONTROLLED PROPERTY EXP-WIC BRF		\$ -	\$ -	\$ -	\$ -	0%
Expense	12	540	WOMEN-INFANTS-CHILDR CONTROLLED PROPERTY EXP-WIC NE		\$ -	\$ -	\$ -	\$ -	0%
Expense	12	540	WOMEN-INFANTS-CHILDR DENTAL INSURANCE		\$ 1,635.00	\$ 1,980.00	\$ 1,980.00	\$ -	0%
Expense	12	540	WOMEN-INFANTS-CHILDR DEPARTMENTAL SUPPLY		\$ 3,250.00	\$ -	\$ -	\$ -	0%
Expense	12	540	WOMEN-INFANTS-CHILDR DEPARTMENTAL SUPPLY-WIC BRF		\$ 472.04	\$ 500.00	\$ 500.00	\$ -	0%
Expense	12	540	WOMEN-INFANTS-CHILDR DEPARTMENTAL SUPPLY-WIC CS		\$ 6,778.39	\$ 7,500.00	\$ 7,500.00	\$ -	0%
Expense	12	540	WOMEN-INFANTS-CHILDR DEPARTMENTAL SUPPLY-WIC NE		\$ -	\$ -	\$ -	\$ -	0%
Expense	12	540	WOMEN-INFANTS-CHILDR DUES/SUBSCRIPTIONS-WIC CS		\$ 119.99	\$ -	\$ -	\$ -	0%
Expense	12	540	WOMEN-INFANTS-CHILDR DUES/SUBSCRIPTIONS-WIC NE		\$ 210.00	\$ 300.00	\$ 300.00	\$ -	0%
Expense	12	540	WOMEN-INFANTS-CHILDR EDUCATION/CERTIF/TRAINING-WIC BRF		\$ 2,050.00	\$ 500.00	\$ 500.00	\$ -	0%
Expense	12	540	WOMEN-INFANTS-CHILDR EDUCATION/CERTIF/TRAINING-WIC NE		\$ -	\$ 1,500.00	\$ 1,500.00	\$ -	0%
Expense	12	540	WOMEN-INFANTS-CHILDR EDUCATION/TRAINING/CERT		\$ -	\$ 1,000.00	\$ -	\$ (1,000.00)	-100%
Expense	12	540	WOMEN-INFANTS-CHILDR EMERG & CONTINGENCY-WIC CS		\$ -	\$ 41,759.00	\$ 130,148.00	\$ 88,389.00	212%
Expense	12	540	WOMEN-INFANTS-CHILDR EMPLOYER 401K		\$ 24,260.53	\$ 25,799.00	\$ 25,799.00	\$ -	0%
Expense	12	540	WOMEN-INFANTS-CHILDR HOSPITAL INSURANCE		\$ 106,700.00	\$ 145,200.00	\$ 145,200.00	\$ -	0%
Expense	12	540	WOMEN-INFANTS-CHILDR MEDICARE TAXES		\$ 5,834.92	\$ 6,235.00	\$ 6,484.40	\$ 249.40	4%
Expense	12	540	WOMEN-INFANTS-CHILDR MEDICINE & SUPPLIES-WIC CS		\$ 394.32	\$ 1,000.00	\$ 500.00	\$ (500.00)	-50%
Expense	12	540	WOMEN-INFANTS-CHILDR MOTOR FUELS/OILS		\$ (6.90)	\$ -	\$ -	\$ -	0%
Expense	12	540	WOMEN-INFANTS-CHILDR POSTAGE-WIC BRF		\$ 44.09	\$ 750.00	\$ 1,500.00	\$ 750.00	100%
Expense	12	540	WOMEN-INFANTS-CHILDR POSTAGE-WIC CS		\$ 1,837.29	\$ 1,500.00	\$ 2,000.00	\$ 500.00	33%
Expense	12	540	WOMEN-INFANTS-CHILDR POSTAGE-WIC GA		\$ 139.65	\$ 500.00	\$ 500.00	\$ -	0%
Expense	12	540	WOMEN-INFANTS-CHILDR PROFESSIONAL SERV		\$ -	\$ 5,000.00	\$ -	\$ (5,000.00)	-100%
Expense	12	540	WOMEN-INFANTS-CHILDR REPAIRS ON EQUIPMENT-WIC BRF		\$ -	\$ 1,000.00	\$ 500.00	\$ (500.00)	-50%
Expense	12	540	WOMEN-INFANTS-CHILDR RETIREMENT		\$ 52,238.55	\$ 58,478.00	\$ 60,817.10	\$ 2,339.10	4%
Expense	12	540	WOMEN-INFANTS-CHILDR SALARIES/WAGES-REG		\$ 408,865.16	\$ 429,988.00	\$ 447,188.00	\$ 17,200.00	4%
Expense	12	540	WOMEN-INFANTS-CHILDR SOCIAL SECURITY TAXES		\$ 24,948.21	\$ 26,659.00	\$ 27,725.40	\$ 1,066.40	4%
Expense	12	540	WOMEN-INFANTS-CHILDR TELECOMMUNICATIONS		\$ -	\$ -	\$ -	\$ -	0%
Expense	12	540	WOMEN-INFANTS-CHILDR TELECOMMUNICATIONS-WIC BRF		\$ 469.63	\$ 650.00	\$ 650.00	\$ -	0%
Expense	12	540	WOMEN-INFANTS-CHILDR TELECOMMUNICATIONS-WIC CS		\$ 2,312.32	\$ 2,500.00	\$ 2,500.00	\$ -	0%
Expense	12	540	WOMEN-INFANTS-CHILDR TRAVEL/TRAINING-WIC BRF		\$ 4,200.94	\$ 3,600.00	\$ 4,000.00	\$ 400.00	11%
Expense	12	540	WOMEN-INFANTS-CHILDR TRAVEL/TRAINING-WIC CS		\$ 20,496.95	\$ 20,000.00	\$ 15,000.00	\$ (5,000.00)	-25%
Expense	12	540	WOMEN-INFANTS-CHILDR TRAVEL/TRAINING-WIC GA		\$ -	\$ -	\$ 100.00	\$ 100.00	0%
Expense	12	540	WOMEN-INFANTS-CHILDR TRAVEL/TRAINING-WIC NE		\$ -	\$ -	\$ -	\$ -	0%
Expense	12	540	WOMEN-INFANTS-CHILDR UTILITIES-WIC CS		\$ 1,800.00	\$ 2,000.00	\$ 2,000.00	\$ -	0%
Expense	12	540 Total			\$ 701,283.07	\$ 828,775.00	\$ 907,941.90	\$ 79,166.90	-66%
Expense	12	541							
Expense	12	541	ENVIRONMENTAL HEALTH						
Expense	12	541	ENVIRONMENTAL HEALTH AUTOMOTIVE SUPPLIES		\$ 3,198.10	\$ 5,000.00	\$ 5,000.00	\$ -	0%
Expense	12	541	ENVIRONMENTAL HEALTH AWARDS/APPRECIATION		\$ -	\$ -	\$ -	\$ -	0%
Expense	12	541	ENVIRONMENTAL HEALTH CAPITAL EQUIPMENT		\$ -	\$ 43,698.00	\$ 41,308.00	\$ (2,390.00)	-5%
Expense	12	541	ENVIRONMENTAL HEALTH CONTRACTED SERVICES		\$ -	\$ -	\$ -	\$ -	0%
Expense	12	541	ENVIRONMENTAL HEALTH CONTROLLED PROPERTY EXP		\$ -	\$ -	\$ -	\$ -	0%
Expense	12	541	ENVIRONMENTAL HEALTH DENTAL INSURANCE		\$ 1,890.00	\$ 2,160.00	\$ 2,340.00	\$ 180.00	8%
Expense	12	541	ENVIRONMENTAL HEALTH DEPARTMENTAL SUPPLY		\$ 10,565.00	\$ 7,500.00	\$ 8,000.00	\$ 500.00	7%
Expense	12	541	ENVIRONMENTAL HEALTH DUES/SUBSCRIPTIONS		\$ -	\$ 500.00	\$ -	\$ (500.00)	-100%
Expense	12	541	ENVIRONMENTAL HEALTH EDUCATION/CERTIF/TRAINING		\$ -	\$ -	\$ -	\$ -	0%
Expense	12	541	ENVIRONMENTAL HEALTH EMPLOYER 401K		\$ 45,251.24	\$ 48,570.00	\$ 52,056.00	\$ 3,486.00	7%
Expense	12	541	ENVIRONMENTAL HEALTH HOSPITAL INSURANCE		\$ 138,600.00	\$ 158,400.00	\$ 171,600.00	\$ 13,200.00	8%
Expense	12	541	ENVIRONMENTAL HEALTH LICENSE/PERMIT/CERTIFICATE		\$ 550.00	\$ 700.00	\$ 1,200.00	\$ 500.00	71%
Expense	12	541	ENVIRONMENTAL HEALTH MAINT CONTRACTS-EQUIP		\$ 13,493.47	\$ 16,300.00	\$ 16,300.00	\$ -	0%
Expense	12	541	ENVIRONMENTAL HEALTH MEDICARE TAXES		\$ 11,179.97	\$ 12,113.00	\$ 12,885.00	\$ 772.00	6%
Expense	12	541	ENVIRONMENTAL HEALTH MOTOR FUELS/OILS		\$ 14,140.17	\$ 11,500.00	\$ 15,000.00	\$ 3,500.00	30%
Expense	12	541	ENVIRONMENTAL HEALTH PENALTY EXPENSE		\$ 75.00	\$ -	\$ -	\$ -	0%
Expense	12	541	ENVIRONMENTAL HEALTH POSTAGE		\$ 564.04	\$ 500.00	\$ 500.00	\$ -	0%
Expense	12	541	ENVIRONMENTAL HEALTH REFUNDS		\$ -	\$ -	\$ -	\$ -	0%
Expense	12	541	ENVIRONMENTAL HEALTH REPAIRS ON EQUIPMENT		\$ -	\$ -	\$ -	\$ -	0%
Expense	12	541	ENVIRONMENTAL HEALTH RETIREMENT		\$ 97,435.99	\$ 110,092.00	\$ 118,253.00	\$ 8,161.00	7%
Expense	12	541	ENVIRONMENTAL HEALTH SALARIES/WAGES-P/T		\$ 17,020.16	\$ 25,875.00	\$ 21,000.00	\$ (4,875.00)	-19%
Expense	12	541	ENVIRONMENTAL HEALTH SALARIES/WAGES-REG		\$ 769,680.91	\$ 819,831.00	\$ 841,883.00	\$ 22,052.00	3%
Expense	12	541	ENVIRONMENTAL HEALTH SOCIAL SECURITY TAXES		\$ 47,805.65	\$ 51,793.00	\$ 55,093.00	\$ 3,300.00	6%
Expense	12	541	ENVIRONMENTAL HEALTH TELECOMMUNICATIONS		\$ 5,781.54	\$ 5,800.00	\$ 6,500.00	\$ 700.00	12%
Expense	12	541	ENVIRONMENTAL HEALTH TRAVEL/TRAINING		\$ 1,693.46	\$ 5,000.00	\$ 6,000.00	\$ 1,000.00	20%
Expense	12	541	ENVIRONMENTAL HEALTH UNIFORMS/CLOTHING		\$ 3,362.41	\$ 2,800.00	\$ 4,000.00	\$ 1,200.00	43%



Account Type	Fund#	Dept #	Department Description	Account Description	Actuals FY23-24	Amended Budget FY24-25	Manager's Budget FY25-26	Change from Amend	% Change from Amend
Expense	12	<b>541 Total</b>			\$ 1,182,287.11	\$ 1,328,132.00	\$ 1,378,918.00	\$ 50,786.00	106%
Expense	12	<b>543</b>							
Expense	12	543	<b>HEALTH DEPT GRANTS</b>						
Expense	12	543	HEALTH DEPT GRANTS	ADVERTISING/PROMOTIONS	\$ -	\$ -	\$ -	\$ -	0%
Expense	12	543	HEALTH DEPT GRANTS	AWARDS/APPRECIATION	\$ -	\$ -	\$ -	\$ -	0%
Expense	12	543	HEALTH DEPT GRANTS	CAPITAL EQUIPMENT	\$ -	\$ -	\$ -	\$ -	0%
Expense	12	543	HEALTH DEPT GRANTS	CONTRACTED LABOR	\$ -	\$ -	\$ -	\$ -	0%
Expense	12	543	HEALTH DEPT GRANTS	CONTRACTED LABOR-PPAY	\$ -	\$ -	\$ -	\$ -	0%
Expense	12	543	HEALTH DEPT GRANTS	CONTROLLED PROPERTY EXP	\$ -	\$ -	\$ -	\$ -	0%
Expense	12	543	HEALTH DEPT GRANTS	DENTAL INSURANCE	\$ 180.00	\$ 180.00	\$ 180.00	\$ -	0%
Expense	12	543	HEALTH DEPT GRANTS	DEPARTMENTAL SUPPLY	\$ -	\$ -	\$ -	\$ -	0%
Expense	12	543	HEALTH DEPT GRANTS	DEPARTMENTAL SUPPLY-CO ROOTS/WIN	\$ -	\$ -	\$ -	\$ -	0%
Expense	12	543	HEALTH DEPT GRANTS	EDUCATION/CERTIF/TRAINING	\$ -	\$ -	\$ -	\$ -	0%
Expense	12	543	HEALTH DEPT GRANTS	EDUCATION/CERTIF/TRAINING-PPAY	\$ -	\$ -	\$ -	\$ -	0%
Expense	12	543	HEALTH DEPT GRANTS	EMPLOYER 401K	\$ 2,278.08	\$ 2,305.00	\$ 2,305.00	\$ -	0%
Expense	12	543	HEALTH DEPT GRANTS	HOSPITAL INSURANCE	\$ 13,200.00	\$ 13,200.00	\$ 13,200.00	\$ -	0%
Expense	12	543	HEALTH DEPT GRANTS	LICENSE/PERMIT/CERTIFICATE-CMAP	\$ 3,000.00	\$ 3,000.00	\$ 3,000.00	\$ -	0%
Expense	12	543	HEALTH DEPT GRANTS	MEDICARE TAXES	\$ 556.14	\$ 557.00	\$ 579.28	\$ 22.28	4%
Expense	12	543	HEALTH DEPT GRANTS	RETIREMENT	\$ 4,904.50	\$ 5,224.00	\$ 5,432.96	\$ 208.96	4%
Expense	12	543	HEALTH DEPT GRANTS	SALARIES/WAGES-REG	\$ 38,466.99	\$ 38,413.00	\$ 39,949.50	\$ 1,536.50	4%
Expense	12	543	HEALTH DEPT GRANTS	SOCIAL SECURITY TAXES	\$ 2,377.69	\$ 2,382.00	\$ 2,477.28	\$ 95.28	4%
Expense	12	543	HEALTH DEPT GRANTS	TRAVEL/TRAINING	\$ -	\$ -	\$ -	\$ -	0%
Expense	12	543	HEALTH DEPT GRANTS	TRAVEL/TRAINING-PPAY	\$ -	\$ -	\$ -	\$ -	0%
Expense	12	<b>543 Total</b>			\$ 64,963.40	\$ 65,261.00	\$ 67,124.02	\$ 1,863.02	16%
Expense	12	<b>544</b>							
Expense	12	544	<b>DENTAL CLINIC</b>						
Expense	12	544	DENTAL CLINIC	ADVERTISING/PROMOTIONS	\$ 1,119.66	\$ 3,000.00	\$ 8,000.00	\$ 5,000.00	167%
Expense	12	544	DENTAL CLINIC	AWARDS/APPRECIATION	\$ 1,725.05	\$ 2,500.00	\$ 10,000.00	\$ 7,500.00	300%
Expense	12	544	DENTAL CLINIC	CAPITAL EQUIPMENT	\$ -	\$ 15,635.00	\$ -	\$ (15,635.00)	-100%
Expense	12	544	DENTAL CLINIC	CONTRACTED SERVICES	\$ 6,853.35	\$ 11,000.00	\$ 15,000.00	\$ 4,000.00	36%
Expense	12	544	DENTAL CLINIC	CONTROLLED PROPERTY EXP	\$ 3,364.74	\$ 1,977.00	\$ -	\$ (1,977.00)	-100%
Expense	12	544	DENTAL CLINIC	DENTAL INSURANCE	\$ 378.00	\$ 900.00	\$ 900.00	\$ -	0%
Expense	12	544	DENTAL CLINIC	DEPARTMENTAL SUPPLY	\$ 2,082.62	\$ 4,000.00	\$ 4,000.00	\$ -	0%
Expense	12	544	DENTAL CLINIC	EMERG & CONTINGENCY	\$ -	\$ 478,388.00	\$ -	\$ (478,388.00)	-100%
Expense	12	544	DENTAL CLINIC	EMPLOYER 401K	\$ 7,186.69	\$ 11,949.00	\$ 11,949.00	\$ -	0%
Expense	12	544	DENTAL CLINIC	HOSPITAL INSURANCE	\$ 27,720.00	\$ 66,000.00	\$ 66,000.00	\$ -	0%
Expense	12	544	DENTAL CLINIC	HOSPITAL/DOCTOR FEES	\$ 139,575.00	\$ 330,000.00	\$ 150,000.00	\$ (180,000.00)	-55%
Expense	12	544	DENTAL CLINIC	LICENSE/PERMIT/CERTIFICATE	\$ 428.95	\$ 450.00	\$ 2,000.00	\$ 1,550.00	344%
Expense	12	544	DENTAL CLINIC	MAINT CONTRACTS-EQUIP	\$ -	\$ 1,500.00	\$ 101,500.00	\$ 100,000.00	6667%
Expense	12	544	DENTAL CLINIC	MEDICARE TAXES	\$ 1,610.00	\$ 2,888.00	\$ 3,003.50	\$ 115.50	4%
Expense	12	544	DENTAL CLINIC	MEDICINE & SUPPLIES	\$ 13,259.56	\$ 16,000.00	\$ 30,000.00	\$ 14,000.00	88%
Expense	12	544	DENTAL CLINIC	POSTAGE	\$ 315.64	\$ 500.00	\$ 1,000.00	\$ 500.00	100%
Expense	12	544	DENTAL CLINIC	PROFESSIONAL SERV	\$ -	\$ -	\$ -	\$ -	0%
Expense	12	544	DENTAL CLINIC	RENTAL/LEASE EQUIP/OTHER	\$ -	\$ -	\$ -	\$ -	0%
Expense	12	544	DENTAL CLINIC	REPAIRS ON EQUIPMENT	\$ 1,265.42	\$ 7,000.00	\$ 14,000.00	\$ 7,000.00	100%
Expense	12	544	DENTAL CLINIC	RETIREMENT	\$ 15,468.12	\$ 27,084.00	\$ 28,167.40	\$ 1,083.40	4%
Expense	12	544	DENTAL CLINIC	SALARIES/WAGES-P/T	\$ -	\$ -	\$ -	\$ -	0%
Expense	12	544	DENTAL CLINIC	SALARIES/WAGES-REG	\$ 121,586.81	\$ 199,144.00	\$ 207,110.00	\$ 7,966.00	4%
Expense	12	544	DENTAL CLINIC	SOCIAL SECURITY TAXES	\$ 6,883.92	\$ 12,347.00	\$ 12,840.90	\$ 493.90	4%
Expense	12	544	DENTAL CLINIC	TRAVEL/TRAINING	\$ 5,327.00	\$ 5,000.00	\$ 10,000.00	\$ 5,000.00	100%
Expense	12	<b>544 Total</b>			\$ 356,150.53	\$ 1,197,262.00	\$ 675,470.80	\$ (521,791.20)	7563%
Expense	12	<b>545</b>							
Expense	12	545	<b>NURSE FAMILY PARTNERSHIPS</b>						
Expense	12	545	NURSE FAMILY PARTNERSI	ADVERTISING/PROMOTIONS-NFP	\$ 3,574.90	\$ 1,000.00	\$ 1,000.00	\$ -	0%
Expense	12	545	NURSE FAMILY PARTNERSI	AWARDS/APPRECIATION	\$ 108.74	\$ -	\$ -	\$ -	0%
Expense	12	545	NURSE FAMILY PARTNERSI	AWARDS/APPRECIATION-NFP	\$ 3,140.05	\$ 7,000.00	\$ 5,000.00	\$ (2,000.00)	-29%
Expense	12	545	NURSE FAMILY PARTNERSI	CAPITAL EQUIPMENT-NFP	\$ -	\$ -	\$ -	\$ -	0%
Expense	12	545	NURSE FAMILY PARTNERSI	DENTAL INSURANCE	\$ 540.00	\$ 900.00	\$ 1,080.00	\$ 180.00	20%
Expense	12	545	NURSE FAMILY PARTNERSI	DEPARTMENTAL SUPPLY-NFP	\$ 1,179.56	\$ 5,000.00	\$ 5,000.00	\$ -	0%
Expense	12	545	NURSE FAMILY PARTNERSI	DONATIONS/CONTRI	\$ -	\$ -	\$ -	\$ -	0%
Expense	12	545	NURSE FAMILY PARTNERSI	DUE/SUBSCRIPTIONS-NFP	\$ 2,090.55	\$ 2,300.00	\$ 2,300.00	\$ -	0%
Expense	12	545	NURSE FAMILY PARTNERSI	DUES/SUBSCRIPTIONS	\$ -	\$ -	\$ -	\$ -	0%
Expense	12	545	NURSE FAMILY PARTNERSI	EDUCATION/CERTIF/TRAINING-NFP	\$ -	\$ 2,000.00	\$ 2,000.00	\$ -	0%
Expense	12	545	NURSE FAMILY PARTNERSI	EMERG & CONTINGENCY	\$ -	\$ -	\$ -	\$ -	0%
Expense	12	545	NURSE FAMILY PARTNERSI	EMPLOYER 401K	\$ 13,373.37	\$ 20,206.00	\$ 20,418.00	\$ 212.00	1%
Expense	12	545	NURSE FAMILY PARTNERSI	HOSPITAL INSURANCE	\$ 39,600.00	\$ 66,000.00	\$ 79,200.00	\$ 13,200.00	20%
Expense	12	545	NURSE FAMILY PARTNERSI	LAUNDRY/DRY CLEANING-NFP	\$ -	\$ -	\$ -	\$ -	0%
Expense	12	545	NURSE FAMILY PARTNERSI	LICENSE/PERMIT/CERTIFICATE-NFP	\$ 7,295.00	\$ 7,295.00	\$ 9,500.00	\$ 2,205.00	30%
Expense	12	545	NURSE FAMILY PARTNERSI	MEDICARE TAXES	\$ 3,153.97	\$ 4,883.00	\$ 5,078.32	\$ 195.32	4%
Expense	12	545	NURSE FAMILY PARTNERSI	MEDICINE & SUPPLIES-NFP	\$ -	\$ 500.00	\$ 1,000.00	\$ 500.00	100%
Expense	12	545	NURSE FAMILY PARTNERSI	POSTAGE-NFP	\$ 322.58	\$ 500.00	\$ 500.00	\$ -	0%
Expense	12	545	NURSE FAMILY PARTNERSI	PROFESSIONAL SERV-NFP	\$ 23,624.10	\$ 40,000.00	\$ 40,000.00	\$ -	0%



Account Type	Fund#	Dept #	Department Description	Account Description	Actuals FY23-24	Amended Budget		Manager's Budget		% Change from	
						FY24-25	FY25-26	FY25-26	Change from Amend	Amend	
Expense	12	545	NURSE FAMILY PARTNERSI RETIREMENT		\$ 28,808.37	\$ 45,799.00	\$ 47,631.00	\$ 1,832.00	\$ 1,832.00		4%
Expense	12	545	NURSE FAMILY PARTNERSI SALARIES/WAGES-REG		\$ 224,415.61	\$ 336,760.00	\$ 350,230.00	\$ 13,470.00	\$ 13,470.00		4%
Expense	12	545	NURSE FAMILY PARTNERSI SOCIAL SECURITY TAXES		\$ 13,485.87	\$ 20,879.00	\$ 21,714.20	\$ 835.20	\$ 835.20		4%
Expense	12	545	NURSE FAMILY PARTNERSI TELECOMMUNICATIONS		\$ -	\$ -	\$ -	\$ -	\$ -		0%
Expense	12	545	NURSE FAMILY PARTNERSI TELECOMMUNICATIONS-NFP		\$ 2,663.68	\$ 4,200.00	\$ 3,200.00	\$ (1,000.00)	\$ (1,000.00)		-24%
Expense	12	545	NURSE FAMILY PARTNERSI TRAVEL/TRAINING-NFP		\$ 13,936.16	\$ 35,000.00	\$ 20,000.00	\$ (15,000.00)	\$ (15,000.00)		-43%
Expense	12	545 Total			\$ 381,312.51	\$ 600,222.00	\$ 614,851.52	\$ 14,629.52	\$ 14,629.52		92%
Expense	12	546	CAROLINA ACCESS / COVID								
Expense	12	546	CAROLINA ACCESS / COVID ADMINISTRATIVE SERVICES		\$ -	\$ -	\$ -	\$ -	\$ -		0%
Expense	12	546	CAROLINA ACCESS / COVID ADVERTISING/PROMOTIONS		\$ -	\$ -	\$ -	\$ -	\$ -		0%
Expense	12	546	CAROLINA ACCESS / COVID AWARDS/APPRECIATION		\$ -	\$ -	\$ -	\$ -	\$ -		0%
Expense	12	546	CAROLINA ACCESS / COVID AWARDS/APPRECIATION-PMH		\$ -	\$ -	\$ -	\$ -	\$ -		0%
Expense	12	546	CAROLINA ACCESS / COVID BOARD/COMMITTEE MEETG EXP		\$ -	\$ -	\$ -	\$ -	\$ -		0%
Expense	12	546	CAROLINA ACCESS / COVID CAPITAL EQUIPMENT		\$ -	\$ -	\$ -	\$ -	\$ -		0%
Expense	12	546	CAROLINA ACCESS / COVID CONTRACTED LABOR		\$ -	\$ -	\$ -	\$ -	\$ -		0%
Expense	12	546	CAROLINA ACCESS / COVID CONTRACTED LABOR-COVID19 VACC		\$ -	\$ -	\$ -	\$ -	\$ -		0%
Expense	12	546	CAROLINA ACCESS / COVID CONTRACTED SERVICES		\$ 81,033.00	\$ -	\$ -	\$ -	\$ -		0%
Expense	12	546	CAROLINA ACCESS / COVID CONTROLLED PROPERTY EXP		\$ -	\$ -	\$ -	\$ -	\$ -		0%
Expense	12	546	CAROLINA ACCESS / COVID DENTAL INSURANCE		\$ -	\$ -	\$ -	\$ -	\$ -		0%
Expense	12	546	CAROLINA ACCESS / COVID DEPARTMENTAL SUPPLY		\$ -	\$ -	\$ -	\$ -	\$ -		0%
Expense	12	546	CAROLINA ACCESS / COVID DEPARTMENTAL SUPPLY-HCHK		\$ -	\$ -	\$ -	\$ -	\$ -		0%
Expense	12	546	CAROLINA ACCESS / COVID DUES/SUBSCRIPTIONS		\$ -	\$ -	\$ -	\$ -	\$ -		0%
Expense	12	546	CAROLINA ACCESS / COVID EMERG & CONTINGENCY - PMH		\$ -	\$ -	\$ -	\$ -	\$ -		0%
Expense	12	546	CAROLINA ACCESS / COVID EMPLOYER 401K		\$ -	\$ -	\$ -	\$ -	\$ -		0%
Expense	12	546	CAROLINA ACCESS / COVID HOSPITAL INSURANCE		\$ -	\$ -	\$ -	\$ -	\$ -		0%
Expense	12	546	CAROLINA ACCESS / COVID LAB SUPPLIES		\$ -	\$ -	\$ -	\$ -	\$ -		0%
Expense	12	546	CAROLINA ACCESS / COVID MAINT BLDG/GROUNDS		\$ -	\$ -	\$ -	\$ -	\$ -		0%
Expense	12	546	CAROLINA ACCESS / COVID MAINT CONTRACTS-EQUIP		\$ -	\$ -	\$ -	\$ -	\$ -		0%
Expense	12	546	CAROLINA ACCESS / COVID MEDICARE TAXES		\$ -	\$ -	\$ -	\$ -	\$ -		0%
Expense	12	546	CAROLINA ACCESS / COVID MEDICINE & SUPPLIES		\$ -	\$ -	\$ -	\$ -	\$ -		0%
Expense	12	546	CAROLINA ACCESS / COVID MEDICINE&SUPPLIES-COVID19 VACC		\$ -	\$ -	\$ -	\$ -	\$ -		0%
Expense	12	546	CAROLINA ACCESS / COVID MISC GRANT EXPENSE		\$ 112,330.43	\$ 7,885.00	\$ -	\$ (7,885.00)	\$ (7,885.00)		-100%
Expense	12	546	CAROLINA ACCESS / COVID POSTAGE		\$ -	\$ -	\$ -	\$ -	\$ -		0%
Expense	12	546	CAROLINA ACCESS / COVID PROFESSIONAL SERV		\$ -	\$ -	\$ -	\$ -	\$ -		0%
Expense	12	546	CAROLINA ACCESS / COVID PROFESSIONAL SERV-PMH		\$ -	\$ -	\$ -	\$ -	\$ -		0%
Expense	12	546	CAROLINA ACCESS / COVID RENT OF BUILDING/SPACE		\$ -	\$ -	\$ -	\$ -	\$ -		0%
Expense	12	546	CAROLINA ACCESS / COVID RETIREMENT		\$ -	\$ -	\$ -	\$ -	\$ -		0%
Expense	12	546	CAROLINA ACCESS / COVID SALARIES/WAGES-P/T		\$ -	\$ -	\$ -	\$ -	\$ -		0%
Expense	12	546	CAROLINA ACCESS / COVID SALARIES/WAGES-REG		\$ -	\$ -	\$ -	\$ -	\$ -		0%
Expense	12	546	CAROLINA ACCESS / COVID SOCIAL SECURITY TAXES		\$ -	\$ -	\$ -	\$ -	\$ -		0%
Expense	12	546	CAROLINA ACCESS / COVID TELECOMMUNICATIONS		\$ -	\$ -	\$ -	\$ -	\$ -		0%
Expense	12	546	CAROLINA ACCESS / COVID TELECOMMUNICATIONS-HCHK		\$ -	\$ -	\$ -	\$ -	\$ -		0%
Expense	12	546	CAROLINA ACCESS / COVID TELECOMMUNICATIONS-PMH		\$ -	\$ -	\$ -	\$ -	\$ -		0%
Expense	12	546	CAROLINA ACCESS / COVID TRAVEL/TRAINING		\$ -	\$ -	\$ -	\$ -	\$ -		0%
Expense	12	546	CAROLINA ACCESS / COVID TRAVEL/TRAINING-PMH		\$ -	\$ -	\$ -	\$ -	\$ -		0%
Expense	12	546	CAROLINA ACCESS / COVID UTILITIES		\$ -	\$ -	\$ -	\$ -	\$ -		0%
Expense	12	546 Total			\$ 193,363.43	\$ 7,885.00	\$ -	\$ (7,885.00)	\$ (7,885.00)		-100%
Expense	12	547	CA II-CC4C PCM								
Expense	12	547	CA II-CC4C PCM	ADMINISTRATIVE SERVICES	\$ -	\$ -	\$ -	\$ -	\$ -		0%
Expense	12	547	CA II-CC4C PCM	ADMINISTRATIVE SERVICES-CPCM	\$ -	\$ -	\$ -	\$ -	\$ -		0%
Expense	12	547	CA II-CC4C PCM	ADVERTISING/PROMOTIONS	\$ 205.54	\$ 200.00	\$ 200.00	\$ -	\$ -		0%
Expense	12	547	CA II-CC4C PCM	ADVERTISING/PROMOTIONS-CPCM	\$ -	\$ 200.00	\$ 200.00	\$ -	\$ -		0%
Expense	12	547	CA II-CC4C PCM	AWARDS/APPRECIATION-CPCM	\$ 44.67	\$ -	\$ -	\$ -	\$ -		0%
Expense	12	547	CA II-CC4C PCM	DENTAL INSURANCE	\$ 1,324.50	\$ 1,440.00	\$ 1,440.00	\$ -	\$ -		0%
Expense	12	547	CA II-CC4C PCM	DEPARTMENTAL SUPPLY	\$ 700.32	\$ 1,000.00	\$ 1,000.00	\$ -	\$ -		0%
Expense	12	547	CA II-CC4C PCM	DEPARTMENTAL SUPPLY-CPCM	\$ 1,048.84	\$ 1,200.00	\$ 1,500.00	\$ 300.00	\$ 300.00		25%
Expense	12	547	CA II-CC4C PCM	DUES/SUBSCRIPTIONS	\$ 1,254.33	\$ 1,825.00	\$ 1,500.00	\$ (325.00)	\$ (325.00)		-18%
Expense	12	547	CA II-CC4C PCM	DUES/SUBSCRIPTIONS-CPCM	\$ 2,357.87	\$ 2,300.00	\$ 2,300.00	\$ -	\$ -		0%
Expense	12	547	CA II-CC4C PCM	EDUCATION/CERTIF/TRAINING	\$ -	\$ -	\$ -	\$ -	\$ -		0%
Expense	12	547	CA II-CC4C PCM	EDUCATION/CERTIF/TRAINING-CPCM	\$ -	\$ -	\$ -	\$ -	\$ -		0%
Expense	12	547	CA II-CC4C PCM	EMPLOYER 401K	\$ 26,552.97	\$ 28,055.00	\$ 28,055.00	\$ -	\$ -		0%
Expense	12	547	CA II-CC4C PCM	HOSPITAL INSURANCE	\$ 97,130.00	\$ 105,600.00	\$ 105,600.00	\$ -	\$ -		0%
Expense	12	547	CA II-CC4C PCM	MEDICARE TAXES	\$ 6,078.55	\$ 6,780.00	\$ 7,051.20	\$ 271.20	\$ 271.20		4%
Expense	12	547	CA II-CC4C PCM	POSTAGE	\$ 231.50	\$ 300.00	\$ 300.00	\$ -	\$ -		0%
Expense	12	547	CA II-CC4C PCM	POSTAGE-CPCM	\$ 404.17	\$ 600.00	\$ 600.00	\$ -	\$ -		0%
Expense	12	547	CA II-CC4C PCM	PROFESSIONAL SERV	\$ -	\$ -	\$ -	\$ -	\$ -		0%
Expense	12	547	CA II-CC4C PCM	PROFESSIONAL SERV-CPCM	\$ -	\$ -	\$ -	\$ -	\$ -		0%
Expense	12	547	CA II-CC4C PCM	RETIREMENT	\$ 57,169.71	\$ 63,591.00	\$ 66,134.60	\$ 2,543.60	\$ 2,543.60		4%
Expense	12	547	CA II-CC4C PCM	SALARIES/WAGES-REG	\$ 446,700.61	\$ 467,579.00	\$ 486,282.00	\$ 18,703.00	\$ 18,703.00		4%
Expense	12	547	CA II-CC4C PCM	SOCIAL SECURITY TAXES	\$ 25,990.78	\$ 28,990.00	\$ 30,149.60	\$ 1,159.60	\$ 1,159.60		4%
Expense	12	547	CA II-CC4C PCM	TELECOMMUNICATIONS	\$ 2,194.02	\$ 2,500.00	\$ 2,500.00	\$ -	\$ -		0%

Account Type	Fund#	Dept #	Department Description	Account Description	Actuals FY23-24	Amended Budget FY24-25	Manager's Budget FY25-26	Change from Amend	% Change from Amend
Expense	12	547	CA II-CC4C PCM	TELECOMMUNICATIONS-CPCM	\$ 2,922.36	\$ 3,000.00	\$ 3,000.00	\$ -	0%
Expense	12	547	CA II-CC4C PCM	TRAVEL/TRAINING	\$ 123.93	\$ 1,100.00	\$ 1,100.00	\$ -	0%
Expense	12	547	CA II-CC4C PCM	TRAVEL/TRAINING-CPCM	\$ 7,265.68	\$ 6,000.00	\$ 6,000.00	\$ -	0%
Expense	12	547	<b>Total</b>		\$ 679,700.35	\$ 722,260.00	\$ 744,912.40	\$ 22,652.40	23%
Expense	12	548							
Expense	12	548		<b>CODAP/Community Benefit Fund</b>					
Expense	12	548		CODAP/Community Benefi ADVERTISING/PROMOTIONS-DFC	\$ 29,261.21	\$ 5,357.00	\$ -	\$ (5,357.00)	-100%
Expense	12	548		CODAP/Community Benefi ADVERTISING COVID PATH	\$ 15,880.38	\$ -	\$ -	\$ -	0%
Expense	12	548		CODAP/Community Benefi ADVERTISING/PROMO-OPIOID ABUSE	\$ -	\$ -	\$ -	\$ -	0%
Expense	12	548		CODAP/Community Benefi ADVERTISING/PROMOTIONS	\$ 9,238.60	\$ 42,233.00	\$ 5,000.00	\$ (37,233.00)	-88%
Expense	12	548		CODAP/Community Benefi ADVERTISING/PROMOTIONS-COVID19 R	\$ -	\$ -	\$ -	\$ -	0%
Expense	12	548		CODAP/Community Benefi ADVERTISING/PROMOTIONS-MDIS	\$ -	\$ -	\$ -	\$ -	0%
Expense	12	548		CODAP/Community Benefi ADVERTISING/PROMOTIONS-PATHW	\$ 475.69	\$ -	\$ -	\$ -	0%
Expense	12	548		CODAP/Community Benefi ADVERTISING/PROMOTIONS-SYNAR	\$ -	\$ 18,182.00	\$ -	\$ (18,182.00)	-100%
Expense	12	548		CODAP/Community Benefi AWARDS/APPRECIATION	\$ 7,350.20	\$ 11,000.00	\$ 5,000.00	\$ (6,000.00)	-55%
Expense	12	548		CODAP/Community Benefi AWARDS/APPRECIATION-COVID19 RELIE	\$ -	\$ -	\$ -	\$ -	0%
Expense	12	548		CODAP/Community Benefi AWARDS/APPRECIATION-DFC	\$ 155.00	\$ -	\$ -	\$ -	0%
Expense	12	548		CODAP/Community Benefi AWARDS/APPRECIATION-OPIOID	\$ -	\$ -	\$ -	\$ -	0%
Expense	12	548		CODAP/Community Benefi AWARDS/APPRECIATION-PATHW	\$ 2,693.79	\$ -	\$ -	\$ -	0%
Expense	12	548		CODAP/Community Benefi AWARDS/APPRECIATION-SYNAR	\$ 1,500.00	\$ 1,200.00	\$ -	\$ (1,200.00)	-100%
Expense	12	548		CODAP/Community Benefi AWARDS/APPR-OPIOID ABUSE	\$ -	\$ -	\$ -	\$ -	0%
Expense	12	548		CODAP/Community Benefi AWARDS/INCENTIVES COVID PATH	\$ 9,220.35	\$ -	\$ -	\$ -	0%
Expense	12	548		CODAP/Community Benefi CAPITAL EQUIPMENT	\$ -	\$ -	\$ -	\$ -	0%
Expense	12	548		CODAP/Community Benefi CAPITAL EQUIPMENT-DFC	\$ -	\$ -	\$ -	\$ -	0%
Expense	12	548		CODAP/Community Benefi CAPITAL EQUIPMENT-SYNAR	\$ -	\$ -	\$ -	\$ -	0%
Expense	12	548		CODAP/Community Benefi CONTRACTED SERVICES	\$ 3,900.00	\$ -	\$ -	\$ -	0%
Expense	12	548		CODAP/Community Benefi CONTRACTED SERVICES-BLK EXTENSION	\$ -	\$ 12,470.00	\$ -	\$ (12,470.00)	-100%
Expense	12	548		CODAP/Community Benefi CONTRACTED SERVICES-COVID PATH	\$ 2,400.00	\$ -	\$ -	\$ -	0%
Expense	12	548		CODAP/Community Benefi CONTRACTED SERVICES-DFC	\$ 4,400.00	\$ -	\$ -	\$ -	0%
Expense	12	548		CODAP/Community Benefi CONTROLLED PROPERTY EXP	\$ 2,122.35	\$ -	\$ -	\$ -	0%
Expense	12	548		CODAP/Community Benefi CONTROLLED PROPERTY EXP COVID PAI	\$ -	\$ -	\$ -	\$ -	0%
Expense	12	548		CODAP/Community Benefi CONTROLLED PROPERTY EXP-PATHW	\$ -	\$ -	\$ -	\$ -	0%
Expense	12	548		CODAP/Community Benefi DENTAL INSURANCE	\$ 300.00	\$ 217.00	\$ -	\$ (217.00)	-100%
Expense	12	548		CODAP/Community Benefi DEPARTMENTAL SUPPLY	\$ 5,480.27	\$ 5,000.00	\$ 5,000.00	\$ -	0%
Expense	12	548		CODAP/Community Benefi DEPARTMENTAL SUPPLY COVID PATH	\$ -	\$ -	\$ -	\$ -	0%
Expense	12	548		CODAP/Community Benefi DEPARTMENTAL SUPPLY-DFC	\$ 252.00	\$ 59.00	\$ -	\$ (59.00)	-100%
Expense	12	548		CODAP/Community Benefi DEPARTMENTAL SUPPLY-OPIOID	\$ -	\$ -	\$ -	\$ -	0%
Expense	12	548		CODAP/Community Benefi DEPARTMENTAL SUPPLY-PATHW	\$ 14.14	\$ -	\$ -	\$ -	0%
Expense	12	548		CODAP/Community Benefi DEPARTMENTAL SUPPLY-SYNAR	\$ -	\$ 240.00	\$ -	\$ (240.00)	-100%
Expense	12	548		CODAP/Community Benefi DONATIONS/CONTRI	\$ -	\$ -	\$ -	\$ -	0%
Expense	12	548		CODAP/Community Benefi DUES/SUBSCRIPTIONS	\$ 3,180.50	\$ 5,000.00	\$ 5,000.00	\$ -	0%
Expense	12	548		CODAP/Community Benefi DUES/SUBSCRIPTIONS-COVID PATH	\$ 4,619.99	\$ -	\$ -	\$ -	0%
Expense	12	548		CODAP/Community Benefi DUES/SUBSCRIPTIONS-DFC	\$ 508.35	\$ -	\$ -	\$ -	0%
Expense	12	548		CODAP/Community Benefi EDUC/CERTIF/TRAIN-OPIOID ABUSE	\$ -	\$ 610.00	\$ -	\$ (610.00)	-100%
Expense	12	548		CODAP/Community Benefi EDUCATION TRAINING COVID PATH	\$ 2,074.78	\$ -	\$ -	\$ -	0%
Expense	12	548		CODAP/Community Benefi EDUCATION/CERTIF/TRAINING	\$ -	\$ 8,750.00	\$ 5,000.00	\$ (3,750.00)	-43%
Expense	12	548		CODAP/Community Benefi EDUCATION/CERTIF/TRAINING-COVID19	\$ -	\$ -	\$ -	\$ -	0%
Expense	12	548		CODAP/Community Benefi EDUCATION/CERTIF/TRAINING-DFC	\$ 226.95	\$ -	\$ -	\$ -	0%
Expense	12	548		CODAP/Community Benefi EDUCATION/CERTIF/TRAINING-PATHW	\$ 2,407.22	\$ 1,345.00	\$ -	\$ (1,345.00)	-100%
Expense	12	548		CODAP/Community Benefi EMPLOYER 401K	\$ 5,834.31	\$ 3,624.00	\$ -	\$ (3,624.00)	-100%
Expense	12	548		CODAP/Community Benefi GRANTS	\$ -	\$ -	\$ -	\$ -	0%
Expense	12	548		CODAP/Community Benefi GRANTS-COVID19 RELIEF	\$ -	\$ -	\$ -	\$ -	0%
Expense	12	548		CODAP/Community Benefi HOSPITAL INSURANCE	\$ 8,800.00	\$ 15,950.00	\$ -	\$ (15,950.00)	-100%
Expense	12	548		CODAP/Community Benefi MEDICARE TAXES	\$ 1,402.50	\$ 869.00	\$ 726.96	\$ (142.04)	-16%
Expense	12	548		CODAP/Community Benefi POSTAGE	\$ 150.81	\$ -	\$ -	\$ -	0%
Expense	12	548		CODAP/Community Benefi PRESCRIPTION DRUGS	\$ 4,092.80	\$ 34,960.00	\$ -	\$ (34,960.00)	-100%
Expense	12	548		CODAP/Community Benefi PRESCRIPTION DRUGS-PATH-OPIOID	\$ -	\$ -	\$ -	\$ -	0%
Expense	12	548		CODAP/Community Benefi PROFESSIONAL SERV-COVID PATH	\$ 15,850.00	\$ -	\$ -	\$ -	0%
Expense	12	548		CODAP/Community Benefi PROFESSIONAL SERV-DFC	\$ -	\$ -	\$ -	\$ -	0%
Expense	12	548		CODAP/Community Benefi PROFESSIONAL SERVICES - COVID RELIE	\$ -	\$ -	\$ -	\$ -	0%
Expense	12	548		CODAP/Community Benefi PROFESSIONAL SERV-OPIOID ABUSE	\$ -	\$ -	\$ -	\$ -	0%
Expense	12	548		CODAP/Community Benefi PROFESSIONAL SERVS-OPIOID	\$ -	\$ -	\$ -	\$ -	0%
Expense	12	548		CODAP/Community Benefi RENF OF BUILDING/SPACE-BLK EXTENSI	\$ -	\$ 300.00	\$ -	\$ (300.00)	-100%
Expense	12	548		CODAP/Community Benefi RENT OF BUILDING/SPACE-DFC	\$ -	\$ -	\$ -	\$ -	0%
Expense	12	548		CODAP/Community Benefi RENT OF SPACE/BLDG COVID PATH	\$ -	\$ -	\$ -	\$ -	0%
Expense	12	548		CODAP/Community Benefi RETIREMENT	\$ 11,935.13	\$ 8,219.00	\$ 6,823.44	\$ (1,395.56)	-17%
Expense	12	548		CODAP/Community Benefi SALARIES/WAGES-REG	\$ 97,890.91	\$ 63,521.00	\$ 50,170.60	\$ (13,350.40)	-21%
Expense	12	548		CODAP/Community Benefi SOCIAL SECURITY TAXES	\$ 5,996.79	\$ 3,718.00	\$ 3,110.64	\$ (607.36)	-16%
Expense	12	548		CODAP/Community Benefi SUPPLIES-OPIOID ABUSE	\$ -	\$ -	\$ -	\$ -	0%
Expense	12	548		CODAP/Community Benefi TRAVEL/TRAINING	\$ 4,926.80	\$ 5,000.00	\$ 5,000.00	\$ -	0%
Expense	12	548		CODAP/Community Benefi TRAVEL/TRAINING COVID PATH	\$ 4,625.67	\$ -	\$ -	\$ -	0%
Expense	12	548		CODAP/Community Benefi TRAVEL/TRAINING-COVID19 RELIEF	\$ -	\$ -	\$ -	\$ -	0%
Expense	12	548		CODAP/Community Benefi TRAVEL/TRAINING-DFC	\$ 9,312.07	\$ 3,347.00	\$ -	\$ (3,347.00)	-100%
Expense	12	548		CODAP/Community Benefi TRAVEL/TRAINING-OPIOID	\$ -	\$ -	\$ -	\$ -	0%



Account Type	Fund#	Dept #	Department Description	Account Description	Actuals FY23-24	Amended Budget FY24-25	Manager's Budget FY25-26	Change from Amend	% Change from Amend
Expense	12	548	CODAP/Community Benefi	TRAVEL/TRAINING-OPIOID ABUSE	\$ -	\$ -	\$ -	\$ -	0%
Expense	12	548	CODAP/Community Benefi	TRAVEL/TRAINING-PATHW	\$ 3,021.05	\$ 4,037.00	\$ -	\$ (4,037.00)	-100%
Expense	12	548	CODAP/Community Benefi	TRAVEL/TRAINING-SYNAR	\$ -	\$ 11,162.00	\$ -	\$ (11,162.00)	-100%
Expense	12	548	<b>Total</b>		\$ 281,500.61	\$ 266,370.00	\$ 90,831.64	\$ (175,538.36)	-1856%
Expense	12	550							
Expense	12	550	<b>PRIMARY CARE</b>						
Expense	12	550	PRIMARY CARE	ADVERTISING/PROMOTIONS	\$ 20,302.40	\$ 7,500.00	\$ 1,000.00	\$ (6,500.00)	-87%
Expense	12	550	PRIMARY CARE	AUTOMOTIVE SUPPLIES	\$ 13,906.96	\$ 5,000.00	\$ 5,000.00	\$ -	0%
Expense	12	550	PRIMARY CARE	AWARDS/APPRECIATION	\$ 32,486.37	\$ 5,500.00	\$ 5,500.00	\$ -	0%
Expense	12	550	PRIMARY CARE	C/O-OTHER IMPROVE	\$ 411,271.31	\$ -	\$ -	\$ -	0%
Expense	12	550	PRIMARY CARE	CAPITAL EQUIPMENT	\$ 1,608,593.72	\$ -	\$ -	\$ -	0%
Expense	12	550	PRIMARY CARE	CONTRACTED LABOR	\$ 10,125.00	\$ -	\$ -	\$ -	0%
Expense	12	550	PRIMARY CARE	CONTRACTED SERVICES	\$ 881,593.80	\$ 97,502.00	\$ 25,000.00	\$ (72,502.00)	-74%
Expense	12	550	PRIMARY CARE	CONTROLLED PROPERTY EXP	\$ 76,015.09	\$ 1,875.00	\$ -	\$ (1,875.00)	-100%
Expense	12	550	PRIMARY CARE	DENTAL INSURANCE	\$ 1,545.14	\$ 540.00	\$ 540.00	\$ -	0%
Expense	12	550	PRIMARY CARE	DEPARTMENTAL SUPPLY	\$ 16,595.52	\$ 15,000.00	\$ 6,000.00	\$ (9,000.00)	-60%
Expense	12	550	PRIMARY CARE	DUES/SUBSCRIPTIONS	\$ 2,794.50	\$ 1,200.00	\$ 1,200.00	\$ -	0%
Expense	12	550	PRIMARY CARE	EMERG & CONTINGENCY	\$ -	\$ -	\$ -	\$ -	0%
Expense	12	550	PRIMARY CARE	EMPLOYER 401K	\$ 27,080.08	\$ 11,833.00	\$ 11,833.00	\$ -	0%
Expense	12	550	PRIMARY CARE	HOSPITAL INSURANCE	\$ 103,420.92	\$ 39,600.00	\$ 39,600.00	\$ -	0%
Expense	12	550	PRIMARY CARE	LAB SUPPLIES	\$ 63,576.66	\$ 33,119.00	\$ 40,000.00	\$ 6,881.00	21%
Expense	12	550	PRIMARY CARE	MAINT BLDG/GROUNDS	\$ 46,961.78	\$ 500.00	\$ -	\$ (500.00)	-100%
Expense	12	550	PRIMARY CARE	MEDICARE TAXES	\$ 6,407.70	\$ 2,860.00	\$ 2,974.40	\$ 114.40	4%
Expense	12	550	PRIMARY CARE	MEDICINE & SUPPLIES	\$ 10,549.36	\$ 6,000.00	\$ 5,000.00	\$ (1,000.00)	-17%
Expense	12	550	PRIMARY CARE	MOTOR FUELS/OILS	\$ (123.32)	\$ 10,000.00	\$ 10,000.00	\$ -	0%
Expense	12	550	PRIMARY CARE	PHARMACY FEES	\$ 6,856.06	\$ 7,500.00	\$ 12,000.00	\$ 4,500.00	60%
Expense	12	550	PRIMARY CARE	POSTAGE	\$ 649.64	\$ 2,500.00	\$ 2,500.00	\$ -	0%
Expense	12	550	PRIMARY CARE	PRESCRIPTION DRUGS	\$ 97,847.69	\$ 120,142.00	\$ 165,000.00	\$ 44,858.00	37%
Expense	12	550	PRIMARY CARE	RENTAL/LEASE EQUIP/OTHER	\$ 83.33	\$ 100.00	\$ 100.00	\$ -	0%
Expense	12	550	PRIMARY CARE	RETIREMENT	\$ 59,565.79	\$ 26,822.00	\$ 27,894.90	\$ 1,072.90	4%
Expense	12	550	PRIMARY CARE	SALARIES/WAGES-REG	\$ 454,335.66	\$ 197,224.00	\$ 205,113.00	\$ 7,889.00	4%
Expense	12	550	PRIMARY CARE	SOCIAL SECURITY TAXES	\$ 27,398.68	\$ 12,228.00	\$ 12,717.10	\$ 489.10	4%
Expense	12	550	PRIMARY CARE	TELECOMMUNICATIONS	\$ 730.79	\$ 1,200.00	\$ 1,200.00	\$ -	0%
Expense	12	550	PRIMARY CARE	TRAVEL/TRAINING	\$ 6,697.27	\$ -	\$ 8,000.00	\$ 8,000.00	0%
Expense	12	550	<b>Total</b>		\$ 3,987,267.90	\$ 605,745.00	\$ 588,172.40	\$ (17,572.60)	-304%
Expense	12	551							
Expense	12	551	<b>Substance Abuse</b>						
Expense	12	551	Substance Abuse	ADVERTISING/PROMOTIONS	\$ -	\$ -	\$ -	\$ -	0%
Expense	12	551	Substance Abuse	ADVERTISING/PROMOTIONS-Partners Bl	\$ -	\$ -	\$ 10,100.00	\$ 10,100.00	0%
Expense	12	551	Substance Abuse	ADVERTISING/PROMOTIONS-Partners Bl	\$ -	\$ -	\$ -	\$ -	0%
Expense	12	551	Substance Abuse	AWARDS/APPRECIATION	\$ -	\$ -	\$ -	\$ -	0%
Expense	12	551	Substance Abuse	AWARDS/APPRECIATION-Partners Block	\$ -	\$ -	\$ 280.00	\$ 280.00	0%
Expense	12	551	Substance Abuse	AWARDS/APPRECIATION-Partners Block	\$ -	\$ -	\$ -	\$ -	0%
Expense	12	551	Substance Abuse	CAPITAL EQUIPME	\$ -	\$ -	\$ -	\$ -	0%
Expense	12	551	Substance Abuse	CAPITAL EQUIPMENT	\$ -	\$ -	\$ -	\$ -	0%
Expense	12	551	Substance Abuse	CAPITAL EQUIPMENT-Partners Block Ext	\$ -	\$ -	\$ -	\$ -	0%
Expense	12	551	Substance Abuse	CONTRACTED SERVICES	\$ -	\$ -	\$ -	\$ -	0%
Expense	12	551	Substance Abuse	CONTRACTED SERVICES-BLK EXTENSIO	\$ -	\$ -	\$ -	\$ -	0%
Expense	12	551	Substance Abuse	CONTROLLED PROPERTY EXP	\$ -	\$ -	\$ -	\$ -	0%
Expense	12	551	Substance Abuse	CONTROLLED PROPERTY EXP-Partners B	\$ -	\$ -	\$ -	\$ -	0%
Expense	12	551	Substance Abuse	CONTROLLED PROPERTY EXP-PATHW	\$ -	\$ -	\$ -	\$ -	0%
Expense	12	551	Substance Abuse	DENTAL INSURANCE	\$ -	\$ -	\$ 180.00	\$ 180.00	0%
Expense	12	551	Substance Abuse	DEPARTMENTAL SUPPLY	\$ -	\$ -	\$ -	\$ -	0%
Expense	12	551	Substance Abuse	DEPARTMENTAL SUPPLY-Partners Block I	\$ -	\$ -	\$ 60.00	\$ 60.00	0%
Expense	12	551	Substance Abuse	DEPARTMENTAL SUPPLY-PATHW	\$ -	\$ -	\$ 300.00	\$ 300.00	0%
Expense	12	551	Substance Abuse	DUES/SUBSCRIPTIONS	\$ -	\$ -	\$ -	\$ -	0%
Expense	12	551	Substance Abuse	EDUC/CERTIF/TRAIN-OPIOID ABUSE	\$ -	\$ -	\$ 2,048.00	\$ 2,048.00	0%
Expense	12	551	Substance Abuse	EDUCATION/CERTIF/TRAINING	\$ -	\$ -	\$ -	\$ -	0%
Expense	12	551	Substance Abuse	EDUCATION/CERTIF/TRAINING-Partners	\$ -	\$ -	\$ -	\$ -	0%
Expense	12	551	Substance Abuse	EMPLOYER 401K	\$ -	\$ -	\$ 2,895.05	\$ 2,895.05	0%
Expense	12	551	Substance Abuse	HOSPITAL INSURANCE	\$ -	\$ -	\$ 13,200.00	\$ 13,200.00	0%
Expense	12	551	Substance Abuse	MEDICARE TAXES	\$ -	\$ -	\$ 699.68	\$ 699.68	0%
Expense	12	551	Substance Abuse	PRESCRIPTION DRUGS	\$ -	\$ -	\$ -	\$ -	0%
Expense	12	551	Substance Abuse	PROFESSIONAL SERVICES	\$ -	\$ -	\$ -	\$ -	0%
Expense	12	551	Substance Abuse	RENF OF BUILDING/SPACE	\$ -	\$ -	\$ -	\$ -	0%
Expense	12	551	Substance Abuse	RENF OF BUILDING/SPACE-BLK EXTENSIO	\$ -	\$ -	\$ -	\$ -	0%
Expense	12	551	Substance Abuse	RETIREMENT	\$ -	\$ -	\$ 6,577.02	\$ 6,577.02	0%
Expense	12	551	Substance Abuse	SALARIES/WAGES-REG	\$ -	\$ -	\$ 48,253.50	\$ 48,253.50	0%
Expense	12	551	Substance Abuse	SOCIAL SECURITY TAXES	\$ -	\$ -	\$ 2,991.75	\$ 2,991.75	0%
Expense	12	551	Substance Abuse	TRAVEL/TRAINING	\$ -	\$ -	\$ -	\$ -	0%
Expense	12	551	Substance Abuse	TRAVEL/TRAINING-Partners Block Extensi	\$ -	\$ -	\$ 1,188.00	\$ 1,188.00	0%
Expense	12	551	Substance Abuse	TRAVEL/TRAINING-Partners Block Grant	\$ -	\$ -	\$ -	\$ -	0%
Expense	12	551	<b>Total</b>		\$ -	\$ -	\$ 88,773.00	\$ 88,773.00	0%



Account Type	Fund#	Dept #	Department Description	Account Description	Actuals FY23-24	Amended Budget FY24-25	Manager's Budget FY25-26	Change from Amend	% Change from Amend
Expense	<b>12 Total</b>				\$ 14,259,818.39	\$ 14,024,523.00	\$ 12,952,643.78	\$ (1,071,879.22)	4590%
Expense	13								
Expense	13	660							
Expense	13	660		EMPLOYEE WELLNESS CENTER					
Expense	13	660		EMPLOYEE WELLNESS CEN ADVERTISING/PROMOTIONS	\$ -	\$ 1,000.00	\$ 1,000.00	\$ -	0%
Expense	13	660		EMPLOYEE WELLNESS CEN AWARDS/APPRECIATION	\$ 202.06	\$ -	\$ 500.00	\$ 500.00	0%
Expense	13	660		EMPLOYEE WELLNESS CEN CONTRACTED SERVICES	\$ 37,008.41	\$ 44,700.00	\$ 40,000.00	\$ (4,700.00)	-11%
Expense	13	660		EMPLOYEE WELLNESS CEN CONTROLLED PROPERTY EXP	\$ 847.06	\$ -	\$ -	\$ -	0%
Expense	13	660		EMPLOYEE WELLNESS CEN DENTAL INSURANCE	\$ 817.07	\$ 1,080.00	\$ 1,080.00	\$ -	0%
Expense	13	660		EMPLOYEE WELLNESS CEN DEPARTMENTAL SUPPLY	\$ 7,415.91	\$ 5,000.00	\$ 5,000.00	\$ -	0%
Expense	13	660		EMPLOYEE WELLNESS CEN EDUCATION/CERTIF/TRAINING	\$ -	\$ -	\$ -	\$ -	0%
Expense	13	660		EMPLOYEE WELLNESS CEN EMPLOYER 401K	\$ 32,198.88	\$ 38,102.00	\$ 38,102.00	\$ -	0%
Expense	13	660		EMPLOYEE WELLNESS CEN HOSPITAL INSURANCE	\$ 59,907.50	\$ 68,750.00	\$ 79,200.00	\$ 10,450.00	15%
Expense	13	660		EMPLOYEE WELLNESS CEN HOSPITAL/DOCTOR FEES	\$ 3,600.00	\$ 5,000.00	\$ 8,000.00	\$ 3,000.00	60%
Expense	13	660		EMPLOYEE WELLNESS CEN INSURANCE /BONDING	\$ 3,000.00	\$ 3,000.00	\$ 3,000.00	\$ -	0%
Expense	13	660		EMPLOYEE WELLNESS CEN LAB SUPPLIES	\$ 5,880.04	\$ 500.00	\$ 3,500.00	\$ 3,000.00	600%
Expense	13	660		EMPLOYEE WELLNESS CEN LICENSE/PERMIT/CERTIFICATE	\$ -	\$ -	\$ -	\$ -	0%
Expense	13	660		EMPLOYEE WELLNESS CEN MAINT CONTRACTS-EQUIP	\$ 555.23	\$ 1,079.00	\$ 1,079.00	\$ -	0%
Expense	13	660		EMPLOYEE WELLNESS CEN MEDICARE TAXES	\$ 7,442.23	\$ 9,208.00	\$ 9,576.32	\$ 368.32	4%
Expense	13	660		EMPLOYEE WELLNESS CEN MEDICINE & SUPPLIES	\$ 5,560.37	\$ 7,000.00	\$ 5,000.00	\$ (2,000.00)	-29%
Expense	13	660		EMPLOYEE WELLNESS CEN PHARMACY FEES	\$ 34,955.40	\$ 34,298.00	\$ 40,000.00	\$ 5,702.00	17%
Expense	13	660		EMPLOYEE WELLNESS CEN POSTAGE	\$ 20.36	\$ 100.00	\$ 100.00	\$ -	0%
Expense	13	660		EMPLOYEE WELLNESS CEN PRESCRIPTION DRUGS	\$ 1,681,649.75	\$ 1,518,952.00	\$ 1,500,000.00	\$ (18,952.00)	-1%
Expense	13	660		EMPLOYEE WELLNESS CEN PROFESSIONAL SERV	\$ -	\$ -	\$ -	\$ -	0%
Expense	13	660		EMPLOYEE WELLNESS CEN RENTAL/LEASE EQUIP/OTHER	\$ -	\$ -	\$ -	\$ -	0%
Expense	13	660		EMPLOYEE WELLNESS CEN RETIREMENT	\$ 69,179.26	\$ 86,364.00	\$ 89,818.60	\$ 3,454.60	4%
Expense	13	660		EMPLOYEE WELLNESS CEN SALARIES/WAGES-REG	\$ 539,226.67	\$ 635,028.00	\$ 660,429.00	\$ 25,401.00	4%
Expense	13	660		EMPLOYEE WELLNESS CEN SOCIAL SECURITY TAXES	\$ 31,821.90	\$ 39,372.00	\$ 40,946.90	\$ 1,574.90	4%
Expense	13	660		EMPLOYEE WELLNESS CEN TELECOMMUNICATIONS	\$ 1,915.95	\$ 2,500.00	\$ 2,500.00	\$ -	0%
Expense	13	660		EMPLOYEE WELLNESS CEN TRAVEL/TRAINING	\$ -	\$ -	\$ 3,000.00	\$ 3,000.00	0%
Expense	13	660		EMPLOYEE WELLNESS CEN UTILITIES	\$ 6,000.00	\$ 6,000.00	\$ 6,000.00	\$ -	0%
Expense	13	660 Total			\$ 2,529,204.05	\$ 2,507,033.00	\$ 2,537,831.82	\$ 30,798.82	667%
Expense	<b>13 Total</b>				\$ 2,529,204.05	\$ 2,507,033.00	\$ 2,537,831.82	\$ 30,798.82	667%
Expense	14								
Expense	14	417							
Expense	14	417		COURT FACILITIES					
Expense	14	417		COURT FACILITIES CONTROLLED PROPERTY EXP	\$ -	\$ -	\$ -	\$ -	0%
Expense	14	417		COURT FACILITIES DENTAL INSURANCE	\$ 345.00	\$ 360.00	\$ 360.00	\$ -	0%
Expense	14	417		COURT FACILITIES DEPARTMENTAL SUPPLY	\$ 1,930.45	\$ 3,000.00	\$ 3,000.00	\$ -	0%
Expense	14	417		COURT FACILITIES DETENTION FEES	\$ 365,640.00	\$ 205,000.00	\$ 120,000.00	\$ (85,000.00)	-41%
Expense	14	417		COURT FACILITIES DUES/SUBSCRIPTIONS	\$ 7,439.94	\$ 8,000.00	\$ 13,070.60	\$ 5,070.60	63%
Expense	14	417		COURT FACILITIES EMPLOYER 401K	\$ 4,140.95	\$ 4,289.00	\$ 4,289.00	\$ -	0%
Expense	14	417		COURT FACILITIES HOSPITAL INSURANCE	\$ 25,300.00	\$ 26,400.00	\$ 26,400.00	\$ -	0%
Expense	14	417		COURT FACILITIES LICENSE/PERMIT/CERTIFICATE	\$ 3,890.00	\$ 5,195.00	\$ 5,195.00	\$ -	0%
Expense	14	417		COURT FACILITIES MEDICARE TAXES	\$ 1,029.15	\$ 1,051.00	\$ 1,093.04	\$ 42.04	4%
Expense	14	417		COURT FACILITIES POSTAGE	\$ -	\$ -	\$ -	\$ -	0%
Expense	14	417		COURT FACILITIES PROFESSIONAL SERVICES	\$ 3,266.08	\$ 3,000.00	\$ 3,000.00	\$ -	0%
Expense	14	417		COURT FACILITIES RETIREMENT	\$ 8,905.15	\$ 9,722.00	\$ 10,110.90	\$ 388.90	4%
Expense	14	417		COURT FACILITIES SALARIES/WAGES-P/T	\$ 780.00	\$ 1,000.00	\$ 1,040.00	\$ 40.00	4%
Expense	14	417		COURT FACILITIES SALARIES/WAGES-REG	\$ 70,646.85	\$ 71,488.00	\$ 74,347.50	\$ 2,859.50	4%
Expense	14	417		COURT FACILITIES SOCIAL SECURITY TAXES	\$ 4,400.42	\$ 4,494.00	\$ 4,673.76	\$ 179.76	4%
Expense	14	417		COURT FACILITIES TRAVEL/TRAINING	\$ -	\$ -	\$ -	\$ -	0%
Expense	14	417		COURT FACILITIES UTILITIES	\$ 221,253.72	\$ 225,000.00	\$ 225,000.00	\$ -	0%
Expense	14	417 Total			\$ 718,967.71	\$ 567,999.00	\$ 491,579.80	\$ (76,419.20)	42%
Expense	<b>14 Total</b>				\$ 718,967.71	\$ 567,999.00	\$ 491,579.80	\$ (76,419.20)	42%
Expense	20								
Expense	20	600							
Expense	20	600		CLEVELAND COUNTY SCHOOLS					
Expense	20	600		CLEVELAND COUNTY SCH Current Expense School	\$ -	\$ -	\$ 5,150,000.00	\$ 5,150,000.00	0%
Expense	20	600		CLEVELAND COUNTY SCH INDUSTRIAL INCENTIVE GRNT	\$ 232,220.04	\$ 250,000.00	\$ -	\$ (250,000.00)	-100%
Expense	20	600		CLEVELAND COUNTY SCH INTERFUND TRANSFERS	\$ 2,497,484.81	\$ 1,990,753.00	\$ 1,618,860.00	\$ (371,893.00)	-19%
Expense	20	600		CLEVELAND COUNTY SCH LOCAL OPTION TAX	\$ 4,682,132.84	\$ 4,162,217.00	\$ 4,162,217.00	\$ -	0%
Expense	20	600		CLEVELAND COUNTY SCH MAINT BLDG/GROUNDS	\$ 20,000.00	\$ 20,000.00	\$ 20,000.00	\$ -	0%
Expense	20	600		CLEVELAND COUNTY SCH NCVTS AD VALOREM TAXES	\$ 1,187,648.00	\$ 1,187,648.00	\$ 1,187,648.00	\$ -	0%
Expense	20	600		CLEVELAND COUNTY SCH SUPPLEMENTAL TAX	\$ 12,797,497.00	\$ 13,797,497.00	\$ 13,797,497.00	\$ -	0%
Expense	20	600		CLEVELAND COUNTY SCH UTILITIES-LEGRAND	\$ 56,507.33	\$ 75,000.00	\$ 75,000.00	\$ -	0%
Expense	20	600 Total			\$ 21,473,490.02	\$ 21,483,115.00	\$ 26,011,222.00	\$ 4,528,107.00	-119%
Expense	<b>20 Total</b>				\$ 21,473,490.02	\$ 21,483,115.00	\$ 26,011,222.00	\$ 4,528,107.00	-119%
Expense	23								
Expense	23	301							
Expense	23	301		FEMA					

Account Type	Fund#	Dept #	Department Description	Account Description	Actuals FY23-24	Amended Budget FY24-25	Manager's Budget FY25-26	Change from Amend	% Change from Amend
Expense	23	301	FEMA	CONTRACTED SERVICES	\$ -	\$ 5,000,000.00	\$ -	\$ (5,000,000.00)	-100%
Expense	23	301	FEMA	DEPARTMENTAL SUPPLY	\$ -	\$ 963,400.00	\$ -	\$ (963,400.00)	-100%
Expense	23	301	FEMA	EMPLOYER 401K	\$ -	\$ 18,000.00	\$ -	\$ (18,000.00)	-100%
Expense	23	301	FEMA	MAINT/BLDG GROUNDS	\$ -	\$ -	\$ -	\$ -	0%
Expense	23	301	FEMA	MEDICARE TAXES	\$ -	\$ 5,000.00	\$ -	\$ (5,000.00)	-100%
Expense	23	301	FEMA	MOTOR FUELS/OILS	\$ -	\$ 100,000.00	\$ -	\$ (100,000.00)	-100%
Expense	23	301	FEMA	RETIREMENT	\$ -	\$ 45,000.00	\$ -	\$ (45,000.00)	-100%
Expense	23	301	FEMA	SALARIES/WAGES-P/T	\$ -	\$ 50,000.00	\$ -	\$ (50,000.00)	-100%
Expense	23	301	FEMA	SALARIES/WAGES-REG	\$ -	\$ 250,000.00	\$ -	\$ (250,000.00)	-100%
Expense	23	301	FEMA	SOCIAL SECURITY TAXES	\$ -	\$ 18,600.00	\$ -	\$ (18,600.00)	-100%
Expense	23	301	FEMA	TRAVEL/TRAINING	\$ -	\$ 50,000.00	\$ -	\$ (50,000.00)	-100%
Expense	23	<b>301 Total</b>			\$ -	\$ 6,500,000.00	\$ -	\$ (6,500,000.00)	-100%
Expense	<b>23 Total</b>				\$ -	\$ 6,500,000.00	\$ -	\$ (6,500,000.00)	-100%
Expense	24								
Expense	24	424							
Expense	24	424	OPIOID SETTLEMENT						
Expense	24	424	OPIOID SETTLEMENT	ADVERTISING/PROMOTIONS	\$ -	\$ -	\$ -	\$ -	0%
Expense	24	424	OPIOID SETTLEMENT	AWARDS/APPRECIATION	\$ 4,006.36	\$ 5,000.00	\$ -	\$ (5,000.00)	-100%
Expense	24	424	OPIOID SETTLEMENT	CAPITAL EQUIPMENT	\$ -	\$ 133,178.00	\$ -	\$ (133,178.00)	-100%
Expense	24	424	OPIOID SETTLEMENT	CONTRACTED SERVICES	\$ -	\$ 200,000.00	\$ -	\$ (200,000.00)	-100%
Expense	24	424	OPIOID SETTLEMENT	CONTROLLED PROPERTY	\$ -	\$ 6,096.00	\$ -	\$ (6,096.00)	-100%
Expense	24	424	OPIOID SETTLEMENT	DENTAL INSURANCE	\$ -	\$ 360.00	\$ -	\$ (360.00)	-100%
Expense	24	424	OPIOID SETTLEMENT	DEPARTMENTAL SUPPLIES	\$ -	\$ 1,717.00	\$ -	\$ (1,717.00)	-100%
Expense	24	424	OPIOID SETTLEMENT	EDUCATION TRAINING	\$ -	\$ 15,000.00	\$ -	\$ (15,000.00)	-100%
Expense	24	424	OPIOID SETTLEMENT	EMPLOYER 401K	\$ -	\$ 6,885.00	\$ -	\$ (6,885.00)	-100%
Expense	24	424	OPIOID SETTLEMENT	HOSPITAL INS	\$ -	\$ 26,400.00	\$ -	\$ (26,400.00)	-100%
Expense	24	424	OPIOID SETTLEMENT	MEDICARE TAXES	\$ -	\$ 1,664.00	\$ -	\$ (1,664.00)	-100%
Expense	24	424	OPIOID SETTLEMENT	PRESCRIPTION DRUGS	\$ -	\$ 10,000.00	\$ -	\$ (10,000.00)	-100%
Expense	24	424	OPIOID SETTLEMENT	PROFESSIONAL SERV	\$ 35,129.73	\$ 175,012.00	\$ -	\$ (175,012.00)	-100%
Expense	24	424	OPIOID SETTLEMENT	RETIREMENT	\$ -	\$ 15,640.00	\$ -	\$ (15,640.00)	-100%
Expense	24	424	OPIOID SETTLEMENT	SALARIES	\$ -	\$ 114,746.00	\$ -	\$ (114,746.00)	-100%
Expense	24	424	OPIOID SETTLEMENT	SOCIAL SECURITY TAXES	\$ -	\$ 7,114.00	\$ -	\$ (7,114.00)	-100%
Expense	24	424	OPIOID SETTLEMENT	SUBSCRIPTIONS/DUES	\$ -	\$ 600.00	\$ -	\$ (600.00)	-100%
Expense	24	424	OPIOID SETTLEMENT	TELECOMMUNICATIONS	\$ -	\$ 600.00	\$ -	\$ (600.00)	-100%
Expense	24	424	OPIOID SETTLEMENT	TRAVEL/TRAINING-OPIOID	\$ -	\$ -	\$ -	\$ -	0%
Expense	24	<b>424 Total</b>			\$ 39,136.09	\$ 720,012.00	\$ -	\$ (720,012.00)	-1700%
Expense	<b>24 Total</b>				\$ 39,136.09	\$ 720,012.00	\$ -	\$ (720,012.00)	-1700%
Expense	25								
Expense	25	431							
Expense	25	431	2012 REVALUATION						
Expense	25	431	2012 REVALUATION	CONTRACTED SERVICES	\$ -	\$ 44,215.00	\$ -	\$ (44,215.00)	-100%
Expense	25	431	2012 REVALUATION	DEPARTMENTAL SUPPLY	\$ -	\$ 500.00	\$ -	\$ (500.00)	-100%
Expense	25	431	2012 REVALUATION	DUES/SUBSCRIPTIONS	\$ -	\$ 5,285.00	\$ -	\$ (5,285.00)	-100%
Expense	25	<b>431 Total</b>			\$ -	\$ 50,000.00	\$ -	\$ (50,000.00)	-300%
Expense	<b>25 Total</b>				\$ -	\$ 50,000.00	\$ -	\$ (50,000.00)	-300%
Expense	26								
Expense	26	454							
Expense	26	454	E911 TELEPHONE SYSTEM						
Expense	26	454	E911 TELEPHONE SYSTEM	CAPITAL EQUIPMENT	\$ -	\$ 84,872.00	\$ -	\$ (84,872.00)	-100%
Expense	26	454	E911 TELEPHONE SYSTEM	CONST IN PROGRESS	\$ -	\$ 625,918.00	\$ -	\$ (625,918.00)	-100%
Expense	26	454	E911 TELEPHONE SYSTEM	CONTROLLED PROPERTY EXP	\$ 11,368.98	\$ 8,800.00	\$ 8,800.00	\$ -	0%
Expense	26	454	E911 TELEPHONE SYSTEM	DEPARTMENTAL SUPPLY	\$ 2,075.85	\$ 6,848.00	\$ 4,500.00	\$ (2,348.00)	-34%
Expense	26	454	E911 TELEPHONE SYSTEM	DUES/SUBSCRIPTIONS	\$ -	\$ 5,720.00	\$ 37,200.00	\$ 31,480.00	550%
Expense	26	454	E911 TELEPHONE SYSTEM	EMERG & CONTINGENCY	\$ -	\$ 268,884.00	\$ -	\$ (268,884.00)	-100%
Expense	26	454	E911 TELEPHONE SYSTEM	GRANTS	\$ -	\$ 35,077.00	\$ -	\$ (35,077.00)	-100%
Expense	26	454	E911 TELEPHONE SYSTEM	IMPLEMENTAL FUNCTIONS/TFR	\$ -	\$ -	\$ -	\$ -	0%
Expense	26	454	E911 TELEPHONE SYSTEM	LEASE PUR PAYMENTS	\$ 7,680.00	\$ -	\$ -	\$ -	0%
Expense	26	454	E911 TELEPHONE SYSTEM	LICENSE/PERMIT/CERTIFICATE	\$ 5,882.00	\$ 5,000.00	\$ 5,000.00	\$ -	0%
Expense	26	454	E911 TELEPHONE SYSTEM	MAINT CONTRACTS-EQUIP	\$ 132,207.08	\$ 189,970.00	\$ 222,320.00	\$ 32,350.00	17%
Expense	26	454	E911 TELEPHONE SYSTEM	PROFESSIONAL SERV	\$ -	\$ -	\$ -	\$ -	0%
Expense	26	454	E911 TELEPHONE SYSTEM	TELECOMMUNICATIONS	\$ 29,424.37	\$ 75,000.00	\$ 75,000.00	\$ -	0%
Expense	26	454	E911 TELEPHONE SYSTEM	TRAVEL/TRAINING	\$ 7,982.77	\$ 6,000.00	\$ 6,000.00	\$ -	0%
Expense	26	<b>454 Total</b>			\$ 196,621.05	\$ 1,312,089.00	\$ 358,820.00	\$ (953,269.00)	133%
Expense	<b>26 Total</b>				\$ 196,621.05	\$ 1,312,089.00	\$ 358,820.00	\$ (953,269.00)	133%
Expense	27								
Expense	27	434							
Expense	27	434	ARP						
Expense	27	434	ARP	CAPITAL EQUIPMENT	\$ 2,369,894.74	\$ 20,056.00	\$ -	\$ (20,056.00)	-100%
Expense	27	434	ARP	CONTRACTED SERVICES	\$ -	\$ -	\$ -	\$ -	0%
Expense	27	434	ARP	DEPARTMENTAL SUPPLY	\$ 66.00	\$ -	\$ -	\$ -	0%
Expense	27	434	ARP	EMERG & CONTINGENCY	\$ -	\$ 237,997.00	\$ -	\$ (237,997.00)	-100%

Account Type	Fund#	Dept #	Department Description	Account Description	Actuals FY23-24	Amended Budget FY24-25	Manager's Budget FY25-26	Change from Amend	% Change from Amend
Expense	27	434	ARP	GRANTS	\$ -	\$ 993,682.00	\$ -	\$ (993,682.00)	-100%
Expense	27	434	ARP	INTERFUND TRANSFERS	\$ 3,746,395.53	\$ -	\$ -	\$ -	0%
Expense	27	434	ARP	MEDICARE TAXES	\$ -	\$ -	\$ -	\$ -	0%
Expense	27	434	ARP	PROFESSIONAL SERV	\$ -	\$ -	\$ -	\$ -	0%
Expense	27	434	ARP	SOCIAL SECURITY TAXES	\$ -	\$ -	\$ -	\$ -	0%
Expense	27	434	ARP	VACCINE PROG/INCENTIVE	\$ -	\$ -	\$ -	\$ -	0%
Expense	27	<b>434 Total</b>			\$ 6,116,356.27	\$ 1,251,735.00	\$ -	\$ (1,251,735.00)	-300%
Expense	<b>27 Total</b>				\$ 6,116,356.27	\$ 1,251,735.00	\$ -	\$ (1,251,735.00)	-300%
Expense	28								
Expense	28	<b>452</b>							
Expense	28	452	<b>VOLUNTEER FIRE DEPTS</b>						
Expense	28	452	VOLUNTEER FIRE DEPTS	CAPITAL ALLOT	\$ 1,150,000.00	\$ 1,200,000.00	\$ 1,485,000.00	\$ 285,000.00	24%
Expense	28	452	VOLUNTEER FIRE DEPTS	CONTRACTED SERVICES	\$ 78,150.00	\$ 127,563.00	\$ 80,000.00	\$ (47,563.00)	-37%
Expense	28	452	VOLUNTEER FIRE DEPTS	GRANTS	\$ 4,014,397.41	\$ 3,804,660.00	\$ 508,700.00	\$ (3,295,960.00)	-87%
Expense	28	452	VOLUNTEER FIRE DEPTS	INSURANCE /BONDING	\$ 4,029.00	\$ 57,470.00	\$ 50,000.00	\$ (7,470.00)	-13%
Expense	28	452	VOLUNTEER FIRE DEPTS	OPERATIONAL ALLOT +%	\$ -	\$ -	\$ 2,942,555.00	\$ 2,942,555.00	0%
Expense	28	452	VOLUNTEER FIRE DEPTS	PERSONNEL	\$ 1,800,000.00	\$ 1,800,000.00	\$ 2,200,000.44	\$ 400,000.44	22%
Expense	28	452	VOLUNTEER FIRE DEPTS	PHARMACY FEES	\$ -	\$ -	\$ -	\$ -	0%
Expense	28	452	VOLUNTEER FIRE DEPTS	PROFESSIONAL SERV	\$ 291.00	\$ 500.00	\$ 500.00	\$ -	0%
Expense	28	452	VOLUNTEER FIRE DEPTS	RESERVE FUNDS	\$ -	\$ 56,234.00	\$ -	\$ (56,234.00)	-100%
Expense	28	<b>452 Total</b>			\$ 7,046,867.41	\$ 7,046,427.00	\$ 7,266,755.44	\$ 220,328.44	-191%
Expense	<b>28 Total</b>				\$ 7,046,867.41	\$ 7,046,427.00	\$ 7,266,755.44	\$ 220,328.44	-191%
Expense	29								
Expense	29	<b>493</b>							
Expense	29	493	<b>HOUSING REHAB GRANT</b>						
Expense	29	493	HOUSING REHAB GRANT	ADVERTISING/PROMOTIONS	\$ -	\$ -	\$ -	\$ -	0%
Expense	29	493	HOUSING REHAB GRANT	CAPITAL EQUIPMENT	\$ -	\$ -	\$ -	\$ -	0%
Expense	29	493	HOUSING REHAB GRANT	CONTROLLED PROPERTY EXP	\$ -	\$ -	\$ -	\$ -	0%
Expense	29	493	HOUSING REHAB GRANT	DEPARTMENTAL SUPPLY	\$ -	\$ -	\$ -	\$ -	0%
Expense	29	493	HOUSING REHAB GRANT	DONATION/CONTRIBUTIONS	\$ -	\$ -	\$ -	\$ -	0%
Expense	29	493	HOUSING REHAB GRANT	GRANTS-MUNICIPAL SHARING	\$ -	\$ -	\$ -	\$ -	0%
Expense	29	493	HOUSING REHAB GRANT	INTERFUND TRANSFERS-COVID19	\$ -	\$ -	\$ -	\$ -	0%
Expense	29	493	HOUSING REHAB GRANT	LAB SUPPLIES	\$ -	\$ -	\$ -	\$ -	0%
Expense	29	493	HOUSING REHAB GRANT	PROFESSIONAL SERV	\$ -	\$ -	\$ -	\$ -	0%
Expense	29	<b>493 Total</b>			\$ -	\$ -	\$ -	\$ -	0%
Expense	<b>29 Total</b>				\$ -	\$ -	\$ -	\$ -	0%
Expense	30								
Expense	30	<b>800</b>							
Expense	30	800	<b>DEBT SERVICE</b>						
Expense	30	800	DEBT SERVICE	BOND INTEREST	\$ 1,111,136.60	\$ 1,111,137.00	\$ 604,941.08	\$ (506,195.92)	-46%
Expense	30	800	DEBT SERVICE	BOND PRINCIPAL	\$ 6,445,130.00	\$ 6,220,481.00	\$ 4,573,230.00	\$ (1,647,251.00)	-26%
Expense	30	800	DEBT SERVICE	PYMT TO ESCROW AGENT	\$ -	\$ -	\$ -	\$ -	0%
Expense	30	800	DEBT SERVICE	SERVICE CHARGES	\$ 1,500.00	\$ 5,000.00	\$ 5,000.00	\$ -	0%
Expense	30	<b>800 Total</b>			\$ 7,557,766.60	\$ 7,336,618.00	\$ 5,183,171.08	\$ (2,153,446.92)	-72%
Expense	<b>30 Total</b>				\$ 7,557,766.60	\$ 7,336,618.00	\$ 5,183,171.08	\$ (2,153,446.92)	-72%
Expense	40								
Expense	40	<b>210</b>							
Expense	40	210	<b>CAPITAL PROJECTS GENERAL</b>						
Expense	40	210	CAPITAL PROJECTS GENEF C/O-BUILDING		\$ -	\$ 125,000.00	\$ 125,000.00	\$ -	0%
Expense	40	210	CAPITAL PROJECTS GENEF C/O-LAND		\$ 900.43	\$ 250,000.00	\$ 250,000.00	\$ -	0%
Expense	40	210	CAPITAL PROJECTS GENEF C/O-OTHER IMPROVE		\$ -	\$ 393,643.00	\$ 368,693.00	\$ (24,950.00)	-6%
Expense	40	210	CAPITAL PROJECTS GENEF CAPITAL EQUIPMENT		\$ 127,759.08	\$ 1,295,532.00	\$ 200,000.00	\$ (1,095,532.00)	-85%
Expense	40	210	CAPITAL PROJECTS GENEF CONST IN PROGRESS		\$ 4,316.45	\$ 190,000.00	\$ 200,000.00	\$ 10,000.00	5%
Expense	40	210	CAPITAL PROJECTS GENEF CONTRACTED SERVICES		\$ -	\$ -	\$ -	\$ -	0%
Expense	40	210	CAPITAL PROJECTS GENEF CONTROLLED PROPERTY EXP		\$ 119,331.62	\$ -	\$ -	\$ -	0%
Expense	40	210	CAPITAL PROJECTS GENEF DEPARTMENTAL SUPPLY		\$ 21,998.55	\$ 10,000.00	\$ -	\$ (10,000.00)	-100%
Expense	40	210	CAPITAL PROJECTS GENEF DUES/SUBSCRIPTIONS		\$ -	\$ -	\$ -	\$ -	0%
Expense	40	210	CAPITAL PROJECTS GENEF GRANTS		\$ 32,139.90	\$ -	\$ -	\$ -	0%
Expense	40	210	CAPITAL PROJECTS GENEF JOINT VENTURE CONSTRUCT		\$ -	\$ -	\$ -	\$ -	0%
Expense	40	210	CAPITAL PROJECTS GENEF LICENSE/PERMIT/CERTIFICATE		\$ 34,531.29	\$ 162,501.00	\$ -	\$ (162,501.00)	-100%
Expense	40	210	CAPITAL PROJECTS GENEF MAINT BLDG/GROUNDS		\$ 322,298.89	\$ 350,860.00	\$ 300,000.00	\$ (50,860.00)	-14%
Expense	40	210	CAPITAL PROJECTS GENEF MAINT CONTRACTS-EQUIP		\$ 87,102.00	\$ 81,307.00	\$ 81,307.00	\$ -	0%
Expense	40	210	CAPITAL PROJECTS GENEF PROFESSIONAL SERV		\$ 11,839.24	\$ 10,000.00	\$ -	\$ (10,000.00)	-100%
Expense	40	<b>210 Total</b>			\$ 762,217.45	\$ 2,868,843.00	\$ 1,525,000.00	\$ (1,343,843.00)	-400%
Expense	40	<b>225</b>							
Expense	40	225	<b>CAP PROJ-COMM PARTNERSHIP</b>						
Expense	40	225	CAP PROJ-COMM PARTNEI JOINT VENTURE CONSTRUCT		\$ 350,000.00	\$ 547,500.00	\$ 350,000.00	\$ (197,500.00)	-36%
Expense	40	<b>225 Total</b>			\$ 350,000.00	\$ 547,500.00	\$ 350,000.00	\$ (197,500.00)	-36%
Expense	40	<b>238</b>							



Account Type	Fund#	Dept #	Department Description	Account Description	Actuals FY23-24	Amended Budget FY24-25	Manager's Budget FY25-26	Change from Amend	% Change from Amend
Expense	40	238	GRAHAM SCHOOL/TACC PROJ						
Expense	40	238	GRAHAM SCHOOL/TACC P DUES/SUBSCRIPTIONS		\$ -	\$ -	\$ -	\$ -	0%
Expense	40	238	GRAHAM SCHOOL/TACC P GRANTS		\$ -	\$ -	\$ -	\$ -	0%
Expense	40	<b>238 Total</b>			\$ -	\$ -	\$ -	\$ -	0%
Expense	40	<b>241</b>							
Expense	40	241	CAP PROJ-EMS BELWOOD						
Expense	40	241	CAP PROJ-EMS BELWOOD C/O-BUILDING		\$ -	\$ -	\$ -	\$ -	0%
Expense	40	<b>241 Total</b>			\$ -	\$ -	\$ -	\$ -	0%
Expense	40	<b>243</b>							
Expense	40	243	CAP PROJ-AMERICAN RED CROSS BLDG						
Expense	40	243	CAP PROJ-AMERICAN RED C/O-OTHER IMPROVE		\$ -	\$ -	\$ -	\$ -	0%
Expense	40	243	CAP PROJ-AMERICAN RED PROFESSIONAL SERV		\$ -	\$ -	\$ -	\$ -	0%
Expense	40	<b>243 Total</b>			\$ -	\$ -	\$ -	\$ -	0%
Expense	40	<b>255</b>							
Expense	40	255	CAP PROJ-LGRD STORMWATER						
Expense	40	255	CAP PROJ-LGRD STORMWV CONTRACTED SERVICES		\$ 88,000.00	\$ -	\$ -	\$ -	0%
Expense	40	<b>255 Total</b>			\$ 88,000.00	\$ -	\$ -	\$ -	0%
Expense	40	<b>800</b>							
Expense	40	800	DEBT SERVICE						
Expense	40	800	DEBT SERVICE LEASE PAYMENT INTEREST		\$ 16,733.26	\$ -	\$ -	\$ -	0%
Expense	40	800	DEBT SERVICE LEASE PUR PAYMENTS		\$ 180,276.00	\$ -	\$ -	\$ -	0%
Expense	40	<b>800 Total</b>			\$ 197,009.26	\$ -	\$ -	\$ -	0%
Expense	<b>40 Total</b>				\$ 1,397,226.71	\$ 3,416,343.00	\$ 1,875,000.00	\$ (1,541,343.00)	-43%
Expense	41	<b>209</b>							
Expense	41	209	CAPITAL RESERVE GENERAL						
Expense	41	209	CAPITAL RESERVE GENERA INTERFUND TRANSFERS		\$ 1,541,119.93	\$ 6,841,970.00	\$ 1,875,000.00	\$ (4,966,970.00)	-73%
Expense	41	<b>209 Total</b>			\$ 1,541,119.93	\$ 6,841,970.00	\$ 1,875,000.00	\$ (4,966,970.00)	-73%
Expense	<b>41 Total</b>				\$ 1,541,119.93	\$ 6,841,970.00	\$ 1,875,000.00	\$ (4,966,970.00)	-73%
Expense	42	<b>105</b>							
Expense	42	105	SCHOOLS 1/2 CT						
Expense	42	105	SCHOOLS 1/2 CT CAPITAL OUTLAY SCH		\$ -	\$ -	\$ 700,000.00	\$ 700,000.00	0%
Expense	42	105	SCHOOLS 1/2 CT INTERFUND TRANSFERS		\$ 4,910,246.51	\$ 5,647,716.00	\$ 6,107,536.39	\$ 459,820.39	8%
Expense	42	<b>105 Total</b>			\$ 4,910,246.51	\$ 5,647,716.00	\$ 6,807,536.39	\$ 1,159,820.39	8%
Expense	42	<b>107</b>							
Expense	42	107	PSBCF-EDUCATION LOTTERY						
Expense	42	107	PSBCF-EDUCATION LOTTE INTERFUND TRANSFERS		\$ -	\$ 600,000.00	\$ 600,000.00	\$ -	0%
Expense	42	<b>107 Total</b>			\$ -	\$ 600,000.00	\$ 600,000.00	\$ -	0%
Expense	<b>42 Total</b>				\$ 4,910,246.51	\$ 6,247,716.00	\$ 7,407,536.39	\$ 1,159,820.39	8%
Expense	44	<b>802</b>							
Expense	44	802	REIMBURSEMENT RESOLUTION						
Expense	44	802	REIMBURSEMENT RESOLU C/O-REIMB RESOLUTION		\$ 27,445.12	\$ 174,702.00	\$ -	\$ (174,702.00)	-100%
Expense	44	802	REIMBURSEMENT RESOLU INTERFUND TRANSFERS		\$ 119,805.71	\$ 245,767.00	\$ -	\$ (245,767.00)	-100%
Expense	44	<b>802 Total</b>			\$ 147,250.83	\$ 420,469.00	\$ -	\$ (420,469.00)	-200%
Expense	<b>44 Total</b>				\$ 147,250.83	\$ 420,469.00	\$ -	\$ (420,469.00)	-200%
Expense	54	<b>000</b>							
Expense	54	000	NON DEPARTMENTAL						
Expense	54	000	NON DEPARTMENTAL DEPRECIATION EXPENSE		\$ 972,716.19	\$ -	\$ -	\$ -	0%
Expense	54	<b>000 Total</b>			\$ 972,716.19	\$ -	\$ -	\$ -	0%
Expense	54	<b>473</b>							
Expense	54	473	DISPOSAL/LANDFILL						
Expense	54	473	DISPOSAL/LANDFILL ADVERTISING/PROMOTIONS		\$ -	\$ 500.00	\$ 500.00	\$ -	0%
Expense	54	473	DISPOSAL/LANDFILL AUTOMOTIVE SUPPLIES		\$ 146,169.78	\$ 52,860.00	\$ 62,860.00	\$ 10,000.00	19%
Expense	54	473	DISPOSAL/LANDFILL AWARDS/APPRECIATION		\$ 1,193.16	\$ 2,500.00	\$ 2,500.00	\$ -	0%
Expense	54	473	DISPOSAL/LANDFILL BOARD/COMMITTEE MEETG EXP		\$ -	\$ 1,000.00	\$ 1,000.00	\$ -	0%
Expense	54	473	DISPOSAL/LANDFILL C/O-BUILDING		\$ -	\$ -	\$ -	\$ -	0%
Expense	54	473	DISPOSAL/LANDFILL C/O-LAND		\$ -	\$ 200,000.00	\$ 500,000.00	\$ 300,000.00	150%
Expense	54	473	DISPOSAL/LANDFILL C/O-OTHER IMPROVE		\$ -	\$ 450,000.00	\$ 9,400,000.00	\$ 8,950,000.00	1989%
Expense	54	473	DISPOSAL/LANDFILL CAP EQUIP-MAJOR REPAIRS		\$ -	\$ 895,534.00	\$ 100,000.00	\$ (795,534.00)	-89%
Expense	54	473	DISPOSAL/LANDFILL CAPITAL EQUIPMENT		\$ -	\$ 1,603,581.00	\$ -	\$ (1,603,581.00)	-100%
Expense	54	473	DISPOSAL/LANDFILL CONTRACTED LABOR		\$ 46,019.91	\$ 161,724.00	\$ 170,994.67	\$ 9,270.67	6%
Expense	54	473	DISPOSAL/LANDFILL CONTRACTED SERVICES		\$ 68,486.82	\$ 404,848.00	\$ 354,900.00	\$ (49,948.00)	-12%



Account Type	Fund#	Dept #	Department Description	Account Description	Actuals FY23-24	Amended Budget FY24-25	Manager's Budget FY25-26	Change from Amend	% Change from Amend
Expense	54	473	DISPOSAL/LANDFILL	CONTROLLED PROPERTY EXP	\$ 3,877.36	\$ 701.00	\$ -	\$ (701.00)	-100%
Expense	54	473	DISPOSAL/LANDFILL	DENTAL INSURANCE	\$ 5,460.00	\$ 5,760.00	\$ 5,760.00	\$ -	0%
Expense	54	473	DISPOSAL/LANDFILL	DEPARTMENTAL SUPPLY	\$ 34,905.33	\$ 35,500.00	\$ 15,000.00	\$ (20,500.00)	-58%
Expense	54	473	DISPOSAL/LANDFILL	DONATIONS/CONTRI	\$ -	\$ -	\$ -	\$ -	0%
Expense	54	473	DISPOSAL/LANDFILL	DUES/SUBSCRIPTIONS	\$ 25,160.03	\$ 31,700.00	\$ 73,700.00	\$ 42,000.00	132%
Expense	54	473	DISPOSAL/LANDFILL	EMERG & CONTINGENCY	\$ -	\$ -	\$ -	\$ -	0%
Expense	54	473	DISPOSAL/LANDFILL	EMPLOYER 401K	\$ 98,570.41	\$ 104,686.00	\$ 104,686.00	\$ -	0%
Expense	54	473	DISPOSAL/LANDFILL	GARBAGE EXPENSE	\$ 293,262.63	\$ 390,000.00	\$ 205,000.00	\$ (185,000.00)	-47%
Expense	54	473	DISPOSAL/LANDFILL	HOSPITAL INSURANCE	\$ 393,800.00	\$ 422,400.00	\$ 422,400.00	\$ -	0%
Expense	54	473	DISPOSAL/LANDFILL	INTERFUND -LAND REPAY	\$ -	\$ -	\$ -	\$ -	0%
Expense	54	473	DISPOSAL/LANDFILL	INTERFUND TRANSFERS	\$ 415,335.00	\$ 429,335.00	\$ 456,860.00	\$ 27,525.00	6%
Expense	54	473	DISPOSAL/LANDFILL	LAUNDRY/DRY CLEANING	\$ 25,818.82	\$ 30,000.00	\$ 30,000.00	\$ -	0%
Expense	54	473	DISPOSAL/LANDFILL	LICENSE/PERMIT/CERTIFCATE	\$ 31,794.62	\$ 46,070.00	\$ 47,175.00	\$ 1,105.00	2%
Expense	54	473	DISPOSAL/LANDFILL	MAINT BLDG/GROUNDS	\$ 519,368.21	\$ 696,100.00	\$ 295,000.00	\$ (401,100.00)	-58%
Expense	54	473	DISPOSAL/LANDFILL	MAINT CONTRACTS-EQUIP	\$ 4,524.25	\$ 18,126.00	\$ 20,126.00	\$ 2,000.00	11%
Expense	54	473	DISPOSAL/LANDFILL	MEDICARE TAXES	\$ 23,713.59	\$ 26,292.00	\$ 27,343.70	\$ 1,051.70	4%
Expense	54	473	DISPOSAL/LANDFILL	MEDICINE & SUPPLIES	\$ -	\$ 500.00	\$ 4,052.00	\$ 3,552.00	710%
Expense	54	473	DISPOSAL/LANDFILL	MOTOR FUELS/OILS	\$ 275,765.97	\$ 290,400.00	\$ 400,000.00	\$ 109,600.00	38%
Expense	54	473	DISPOSAL/LANDFILL	OFF ROAD VEHICLE SUPPLIES	\$ 128,196.77	\$ 184,075.00	\$ 167,000.00	\$ (17,075.00)	-9%
Expense	54	473	DISPOSAL/LANDFILL	OPEB EXPENSE	\$ (2,885.90)	\$ 15,000.00	\$ 15,000.00	\$ -	0%
Expense	54	473	DISPOSAL/LANDFILL	PENALTY EXPENSE	\$ -	\$ 500.00	\$ 500.00	\$ -	0%
Expense	54	473	DISPOSAL/LANDFILL	PHARMACY FEES	\$ 1,523.00	\$ 3,552.00	\$ -	\$ (3,552.00)	-100%
Expense	54	473	DISPOSAL/LANDFILL	POSTAGE	\$ 1,062.44	\$ 1,500.00	\$ 1,500.00	\$ -	0%
Expense	54	473	DISPOSAL/LANDFILL	PROFESSIONAL SERV	\$ 2,157,948.35	\$ 1,300,216.00	\$ 2,518,284.16	\$ 1,218,068.16	94%
Expense	54	473	DISPOSAL/LANDFILL	RENTAL/LEASE EQUIP/OTHER	\$ 16,130.73	\$ 17,500.00	\$ 17,500.00	\$ -	0%
Expense	54	473	DISPOSAL/LANDFILL	REPAIRS ON EQUIPMENT	\$ 6,832.24	\$ 15,000.00	\$ 15,000.00	\$ -	0%
Expense	54	473	DISPOSAL/LANDFILL	RETIREMENT	\$ 438,653.80	\$ 237,287.00	\$ 246,778.00	\$ 9,491.00	4%
Expense	54	473	DISPOSAL/LANDFILL	SALARIES/WAGES-P/T	\$ -	\$ 68,498.00	\$ 71,237.90	\$ 2,739.90	4%
Expense	54	473	DISPOSAL/LANDFILL	SALARIES/WAGES-REG	\$ 1,698,176.95	\$ 1,744,760.00	\$ 1,814,550.00	\$ 69,790.00	4%
Expense	54	473	DISPOSAL/LANDFILL	SOCIAL SECURITY TAXES	\$ 101,395.87	\$ 112,422.00	\$ 116,919.00	\$ 4,497.00	4%
Expense	54	473	DISPOSAL/LANDFILL	SOLID WASTE DISPOSAL TAX	\$ 292,844.28	\$ 308,114.00	\$ 296,412.92	\$ (11,701.08)	-4%
Expense	54	473	DISPOSAL/LANDFILL	TELECOMMUNICATIONS	\$ 14,417.12	\$ 15,000.00	\$ 15,000.00	\$ -	0%
Expense	54	473	DISPOSAL/LANDFILL	TRAVEL/TRAINING	\$ 6,097.16	\$ 15,000.00	\$ 15,000.00	\$ -	0%
Expense	54	473	DISPOSAL/LANDFILL	UNIFORMS/CLOTHING	\$ 8,085.46	\$ 20,000.00	\$ 20,000.00	\$ -	0%
Expense	54	473	DISPOSAL/LANDFILL	UTILITIES	\$ 62,148.35	\$ 83,000.00	\$ 83,000.00	\$ -	0%
Expense	54	473 Total			\$ 7,343,852.51	\$ 10,441,541.00	\$ 18,113,539.35	\$ 7,671,998.35	2601%
Expense	54	474							
Expense	54	474	COLLECTIONS/MANNED SITES						
Expense	54	474	COLLECTIONS/MANNED S	ADVERTISING/PROMOTIONS	\$ -	\$ 14,500.00	\$ 14,500.00	\$ -	0%
Expense	54	474	COLLECTIONS/MANNED S	ALUMINUM CANS	\$ -	\$ 500.00	\$ 500.00	\$ -	0%
Expense	54	474	COLLECTIONS/MANNED S	AUTOMOTIVE SUPPLIES	\$ 77,214.83	\$ 80,000.00	\$ 90,000.00	\$ 10,000.00	13%
Expense	54	474	COLLECTIONS/MANNED S	AWARDS & APPRECIATION	\$ 69.19	\$ 1,500.00	\$ 1,500.00	\$ -	0%
Expense	54	474	COLLECTIONS/MANNED S	C/O-LAND	\$ -	\$ -	\$ -	\$ -	0%
Expense	54	474	COLLECTIONS/MANNED S	CAP EQUIP-MAJOR REPAIRS	\$ -	\$ 70,000.00	\$ 75,000.00	\$ 5,000.00	7%
Expense	54	474	COLLECTIONS/MANNED S	CAPITAL EQUIPMENT	\$ 0.25	\$ 36,000.00	\$ -	\$ (36,000.00)	-100%
Expense	54	474	COLLECTIONS/MANNED S	CONTRACTED LABOR	\$ 164,691.00	\$ 169,000.00	\$ 181,600.00	\$ 12,600.00	7%
Expense	54	474	COLLECTIONS/MANNED S	CONTRACTED SERVICES	\$ 1,760.00	\$ 1,760.00	\$ 2,760.00	\$ 1,000.00	57%
Expense	54	474	COLLECTIONS/MANNED S	CONTROLLED PROPERTY EXP	\$ -	\$ 13,000.00	\$ -	\$ (13,000.00)	-100%
Expense	54	474	COLLECTIONS/MANNED S	DENTAL INSURANCE	\$ 360.00	\$ 900.00	\$ 900.00	\$ -	0%
Expense	54	474	COLLECTIONS/MANNED S	DEPARTMENTAL SUPPLY	\$ 6,155.65	\$ 10,500.00	\$ 2,000.00	\$ (8,500.00)	-81%
Expense	54	474	COLLECTIONS/MANNED S	DUES/SUBSCRIPTIONS	\$ 5,469.02	\$ 7,000.00	\$ 7,000.00	\$ -	0%
Expense	54	474	COLLECTIONS/MANNED S	EMERG & CONTINGENCY	\$ -	\$ -	\$ -	\$ -	0%
Expense	54	474	COLLECTIONS/MANNED S	EMPLOYER 401K	\$ 6,904.26	\$ 13,796.00	\$ 13,796.00	\$ -	0%
Expense	54	474	COLLECTIONS/MANNED S	GARBAGE EXPENSE	\$ 1,285,731.80	\$ 1,422,731.00	\$ 1,675,432.81	\$ 252,701.81	18%
Expense	54	474	COLLECTIONS/MANNED S	GRANTS	\$ -	\$ -	\$ -	\$ -	0%
Expense	54	474	COLLECTIONS/MANNED S	HOSPITAL INSURANCE	\$ 26,400.00	\$ 66,000.00	\$ 66,000.00	\$ -	0%
Expense	54	474	COLLECTIONS/MANNED S	LAUNDRY/DRY CLEANING	\$ 20,072.42	\$ 30,000.00	\$ 30,000.00	\$ -	0%
Expense	54	474	COLLECTIONS/MANNED S	LICENSE/PERMIT/CERTIFCATE	\$ 220.00	\$ 750.00	\$ 750.00	\$ -	0%
Expense	54	474	COLLECTIONS/MANNED S	MAINT BLDG/GROUNDS	\$ 44,319.44	\$ 438,625.00	\$ 345,125.00	\$ (93,500.00)	-21%
Expense	54	474	COLLECTIONS/MANNED S	MEDICARE TAXES	\$ 8,802.23	\$ 9,943.00	\$ 10,340.72	\$ 397.72	4%
Expense	54	474	COLLECTIONS/MANNED S	MOTOR FUELS/OILS	\$ 149,765.78	\$ 215,000.00	\$ 300,000.00	\$ 85,000.00	40%
Expense	54	474	COLLECTIONS/MANNED S	RECYCLE EXPENSE	\$ 565.61	\$ 4,200.00	\$ 4,200.00	\$ -	0%
Expense	54	474	COLLECTIONS/MANNED S	REPAIRS ON EQUIPMENT	\$ 6,927.37	\$ 20,000.00	\$ 20,000.00	\$ -	0%
Expense	54	474	COLLECTIONS/MANNED S	RESERVE FUNDS	\$ -	\$ -	\$ -	\$ -	0%
Expense	54	474	COLLECTIONS/MANNED S	RETIREMENT	\$ 14,863.85	\$ 31,271.00	\$ 32,521.80	\$ 1,250.80	4%
Expense	54	474	COLLECTIONS/MANNED S	SALARIES/WAGES-P/T	\$ 490,531.57	\$ 455,787.00	\$ 474,018.00	\$ 18,231.00	4%
Expense	54	474	COLLECTIONS/MANNED S	SALARIES/WAGES-REG	\$ 116,792.62	\$ 229,935.00	\$ 239,132.00	\$ 9,197.00	4%
Expense	54	474	COLLECTIONS/MANNED S	SOCIAL SECURITY TAXES	\$ 37,638.31	\$ 42,515.00	\$ 44,215.60	\$ 1,700.60	4%
Expense	54	474	COLLECTIONS/MANNED S	TELECOMMUNICATIONS	\$ 2,309.40	\$ 6,500.00	\$ 6,500.00	\$ -	0%
Expense	54	474	COLLECTIONS/MANNED S	UNIFORMS/CLOTHING	\$ -	\$ 3,000.00	\$ 3,000.00	\$ -	0%
Expense	54	474	COLLECTIONS/MANNED S	UTILITIES	\$ 26,146.42	\$ 38,000.00	\$ 38,000.00	\$ -	0%
Expense	54	474 Total			\$ 2,493,711.02	\$ 3,432,713.00	\$ 3,678,791.93	\$ 246,078.93	-141%
Expense	54 Total				\$ 10,810,279.72	\$ 13,874,254.00	\$ 21,792,331.28	\$ 7,918,077.28	2460%



Account Type	Fund#	Dept #	Department Description	Account Description	Actuals FY23-24	Amended Budget FY24-25	Manager's Budget FY25-26	Change from Amend	% Change from Amend
Expense	55								
Expense	55	480							
Expense	55	480	LEGRAND CENTER						
Expense	55	480	LEGRAND CENTER	ADVERTISING/PROMOTIONS	\$ 5,312.32	\$ 7,500.00	\$ 7,500.00	\$ -	0%
Expense	55	480	LEGRAND CENTER	AUTOMOTIVE SUPPLIES	\$ 89.80	\$ 250.00	\$ 500.00	\$ 250.00	100%
Expense	55	480	LEGRAND CENTER	AWARDS/APPRECIATION	\$ -	\$ 200.00	\$ 200.00	\$ -	0%
Expense	55	480	LEGRAND CENTER	BEVERAGES	\$ 6,779.52	\$ 10,000.00	\$ 10,000.00	\$ -	0%
Expense	55	480	LEGRAND CENTER	CAPITAL EQUIPMENT	\$ -	\$ 215,000.00	\$ 29,671.00	\$ (185,329.00)	-86%
Expense	55	480	LEGRAND CENTER	CATERING SERVICES	\$ 528.64	\$ 3,000.00	\$ 3,000.00	\$ -	0%
Expense	55	480	LEGRAND CENTER	CONTRACTED LABOR	\$ -	\$ 1,000.00	\$ 1,000.00	\$ -	0%
Expense	55	480	LEGRAND CENTER	CONTRACTED SERVICES	\$ 11,338.96	\$ 11,260.00	\$ 7,070.00	\$ (4,190.00)	-37%
Expense	55	480	LEGRAND CENTER	CONTROLLED PROPERTY EXP	\$ -	\$ 5,000.00	\$ 5,000.00	\$ -	0%
Expense	55	480	LEGRAND CENTER	DENTAL INSURANCE	\$ 1,261.24	\$ 1,080.00	\$ 1,080.00	\$ -	0%
Expense	55	480	LEGRAND CENTER	DEPARTMENTAL SUPPLY	\$ 3,996.09	\$ 6,000.00	\$ 5,000.00	\$ (1,000.00)	-17%
Expense	55	480	LEGRAND CENTER	DUES/SUBSCRIPTIONS	\$ 41,744.10	\$ 37,000.00	\$ 36,936.00	\$ (64.00)	0%
Expense	55	480	LEGRAND CENTER	EMPLOYER 401K	\$ 24,577.60	\$ 19,162.00	\$ 19,162.00	\$ -	0%
Expense	55	480	LEGRAND CENTER	FOOD	\$ 1,764.90	\$ 2,000.00	\$ 2,000.00	\$ -	0%
Expense	55	480	LEGRAND CENTER	GARBAGE EXPENSE	\$ 3,948.00	\$ 4,000.00	\$ 4,000.00	\$ -	0%
Expense	55	480	LEGRAND CENTER	HOSPITAL INSURANCE	\$ 92,490.75	\$ 79,200.00	\$ 79,200.00	\$ -	0%
Expense	55	480	LEGRAND CENTER	INSURANCE /BONDING	\$ 1,004.00	\$ 1,000.00	\$ 1,000.00	\$ -	0%
Expense	55	480	LEGRAND CENTER	LAUNDRY/DRY CLEANING	\$ 21,714.70	\$ 13,000.00	\$ 15,000.00	\$ 2,000.00	15%
Expense	55	480	LEGRAND CENTER	LICENSE/PERMIT/CERTIFICATE	\$ 4,724.00	\$ 5,000.00	\$ 5,000.00	\$ -	0%
Expense	55	480	LEGRAND CENTER	MAINT BLDG/GROUNDS	\$ 29,835.86	\$ 35,000.00	\$ 35,000.00	\$ -	0%
Expense	55	480	LEGRAND CENTER	MAINT CONTRACTS-EQUIP	\$ 8,614.31	\$ 14,000.00	\$ 14,060.00	\$ 60.00	0%
Expense	55	480	LEGRAND CENTER	MEDICARE TAXES	\$ 5,841.70	\$ 4,856.00	\$ 5,050.00	\$ 194.00	4%
Expense	55	480	LEGRAND CENTER	MOTOR FUELS/OILS	\$ 1,031.20	\$ 1,000.00	\$ 750.00	\$ (250.00)	-25%
Expense	55	480	LEGRAND CENTER	PENALTY EXPENSE	\$ -	\$ -	\$ -	\$ -	0%
Expense	55	480	LEGRAND CENTER	POSTAGE	\$ -	\$ 50.00	\$ -	\$ (50.00)	-100%
Expense	55	480	LEGRAND CENTER	PROFESSIONAL SERV	\$ 40,207.00	\$ 47,470.00	\$ 69,875.00	\$ 22,405.00	47%
Expense	55	480	LEGRAND CENTER	RENTAL/LEASE EQUIP/OTHER	\$ 835.01	\$ 1,500.00	\$ 1,500.00	\$ -	0%
Expense	55	480	LEGRAND CENTER	REPAIRS ON EQUIPMENT	\$ 1,667.93	\$ 2,500.00	\$ 2,500.00	\$ -	0%
Expense	55	480	LEGRAND CENTER	RETIREMENT	\$ 53,275.24	\$ 43,434.00	\$ 45,171.40	\$ 1,737.40	4%
Expense	55	480	LEGRAND CENTER	SALARIES/WAGES-P/T	\$ 5,362.44	\$ 15,525.00	\$ 16,146.00	\$ 621.00	4%
Expense	55	480	LEGRAND CENTER	SALARIES/WAGES-REG	\$ 414,650.74	\$ 319,371.00	\$ 332,146.00	\$ 12,775.00	4%
Expense	55	480	LEGRAND CENTER	SOCIAL SECURITY TAXES	\$ 24,978.62	\$ 20,764.00	\$ 21,594.60	\$ 830.60	4%
Expense	55	480	LEGRAND CENTER	TELECOMMUNICATIONS	\$ 1,921.20	\$ 3,000.00	\$ 2,000.00	\$ (1,000.00)	-33%
Expense	55	480	LEGRAND CENTER	TRAVEL/TRAINING	\$ 1,316.58	\$ 2,500.00	\$ 1,000.00	\$ (1,500.00)	-60%
Expense	55	480	LEGRAND CENTER	UNIFORMS/CLOTHING	\$ -	\$ -	\$ -	\$ -	0%
Expense	55	480	LEGRAND CENTER	UTILITIES	\$ 88,528.16	\$ 96,000.00	\$ 96,000.00	\$ -	0%
Expense	55	480 Total			\$ 899,340.61	\$ 1,027,622.00	\$ 875,112.00	\$ (152,510.00)	-176%
Expense	55 Total				\$ 899,340.61	\$ 1,027,622.00	\$ 875,112.00	\$ (152,510.00)	-176%
Expense	60								
Expense	60	650							
Expense	60	650	WORKERS COMPENSATION						
Expense	60	650	WORKERS COMPENSATION	CONTRACTED SERVICES	\$ -	\$ -	\$ -	\$ -	0%
Expense	60	650	WORKERS COMPENSATION	INSUR/LEGAL SETTLEMENT	\$ 270,222.80	\$ 516,400.00	\$ 400,000.00	\$ (116,400.00)	-23%
Expense	60	650	WORKERS COMPENSATION	INSURANCE /BONDING	\$ 183,100.00	\$ 249,034.00	\$ 250,000.00	\$ 966.00	0%
Expense	60	650	WORKERS COMPENSATION	PENALTY EXPENSE	\$ 195.00	\$ -	\$ -	\$ -	0%
Expense	60	650	WORKERS COMPENSATION	PRESCRIPTION DRUGS	\$ -	\$ -	\$ -	\$ -	0%
Expense	60	650	WORKERS COMPENSATION	PROFESSIONAL SERV	\$ 62,325.00	\$ 64,566.00	\$ 65,000.00	\$ 434.00	1%
Expense	60	650 Total			\$ 515,842.80	\$ 830,000.00	\$ 715,000.00	\$ (115,000.00)	-21%
Expense	60	651							
Expense	60	651	PROPERTY/LIABILITY						
Expense	60	651	PROPERTY/LIABILITY	CAPITAL EQUIPMENT	\$ 53,043.97	\$ -	\$ -	\$ -	0%
Expense	60	651	PROPERTY/LIABILITY	CONTRACTED SERVICES	\$ 25,026.00	\$ 25,026.00	\$ 25,026.00	\$ -	0%
Expense	60	651	PROPERTY/LIABILITY	DEPARTMENTAL SUPPLY	\$ 12.00	\$ -	\$ -	\$ -	0%
Expense	60	651	PROPERTY/LIABILITY	EXCESS STOP LOSS	\$ 655,805.39	\$ 823,258.00	\$ 900,000.00	\$ 76,742.00	9%
Expense	60	651	PROPERTY/LIABILITY	FINE ARTS INS-EARL SCRUGG	\$ 2,684.00	\$ 3,910.00	\$ 3,910.00	\$ -	0%
Expense	60	651	PROPERTY/LIABILITY	INS CLAIMS-AUTO	\$ 134,805.58	\$ 107,540.00	\$ 150,000.00	\$ 42,460.00	39%
Expense	60	651	PROPERTY/LIABILITY	INS CLAIMS-GENERAL LIAB	\$ 62,429.04	\$ 10,000.00	\$ 65,000.00	\$ 55,000.00	550%
Expense	60	651	PROPERTY/LIABILITY	INS CLAIMS-IN HOUSE AUTO	\$ 130,794.70	\$ 75,000.00	\$ 100,000.00	\$ 25,000.00	33%
Expense	60	651	PROPERTY/LIABILITY	INS CLAIMS-IN HOUSE PROPERTY	\$ 13,128.39	\$ -	\$ 5,000.00	\$ 5,000.00	0%
Expense	60	651	PROPERTY/LIABILITY	INS CLAIMS-PROPERTY	\$ 610.46	\$ -	\$ 5,000.00	\$ 5,000.00	0%
Expense	60	651	PROPERTY/LIABILITY	LEGAL FEES	\$ -	\$ -	\$ -	\$ -	0%
Expense	60	651	PROPERTY/LIABILITY	PENALTY EXPENSE	\$ -	\$ -	\$ -	\$ -	0%
Expense	60	651	PROPERTY/LIABILITY	PROFESSIONAL SERV	\$ 657,579.08	\$ 214,202.00	\$ 330,000.00	\$ 115,798.00	54%
Expense	60	651 Total			\$ 1,735,918.61	\$ 1,258,936.00	\$ 1,583,936.00	\$ 325,000.00	686%
Expense	60 Total				\$ 2,251,761.41	\$ 2,088,936.00	\$ 2,298,936.00	\$ 210,000.00	665%
Expense	65								
Expense	65	981							
Expense	65	981	FUND TRANSFERS						
Expense	65	981	FUND TRANSFERS	BCBS WEEKLY CLAIMS	\$ 8,913,552.82	\$ 8,176,114.00	\$ 9,000,000.00	\$ 823,886.00	10%



Account Type	Fund#	Dept #	Department Description	Account Description	Actuals FY23-24	Amended Budget FY24-25	Manager's Budget FY25-26	Change from Amend	% Change from Amend
Expense	65	981	FUND TRANSFERS	CASE MANAGEMENT PROGRAM	\$ 272,397.31	\$ 300,000.00	\$ 300,000.00	\$ -	0%
Expense	65	981	FUND TRANSFERS	CONTRACTED SERVICES	\$ 20,250.00	\$ 21,260.00	\$ 21,260.00	\$ -	0%
Expense	65	981	FUND TRANSFERS	HEALTH SAVINGS ACCT CTRBS	\$ 749,091.00	\$ 775,000.00	\$ 775,000.00	\$ -	0%
Expense	65	981	FUND TRANSFERS	INTERFUND TRANSFERS	\$ 1,939,233.76	\$ 2,328,033.00	\$ 2,358,831.82	\$ 30,798.82	1%
Expense	65	981	FUND TRANSFERS	MEDICARE TAXES	\$ 5.54	\$ -	\$ -	\$ -	0%
Expense	65	981	FUND TRANSFERS	PROFESSIONAL SERV	\$ 72,000.00	\$ 72,000.00	\$ 72,000.00	\$ -	0%
Expense	65	981	FUND TRANSFERS	RETIREE HEALTH INS EXP	\$ 953,908.00	\$ 1,000,000.00	\$ 1,000,000.00	\$ -	0%
Expense	65	981	FUND TRANSFERS	SMOKING CESSATION MEDS	\$ 1,722.50	\$ 10,000.00	\$ 5,000.00	\$ (5,000.00)	-50%
Expense	65	981	FUND TRANSFERS	SOCIAL SECURITY TAXES	\$ 23.66	\$ -	\$ -	\$ -	0%
Expense	65	981	FUND TRANSFERS	WELLNESS BENEFITS	\$ 75,783.69	\$ 80,000.00	\$ 80,000.00	\$ -	0%
Expense	65	981	FUND TRANSFERS	WELLNESS EDUCATION	\$ 22,838.06	\$ 31,500.00	\$ 31,500.00	\$ -	0%
Expense	65	981 Total			\$ 13,020,806.34	\$ 12,793,907.00	\$ 13,643,591.82	\$ 849,684.82	-39%
Expense	65 Total				\$ 13,020,806.34	\$ 12,793,907.00	\$ 13,643,591.82	\$ 849,684.82	-39%
Expense	66								
Expense	66	661							
Expense	66	661	DENTAL INSURANCE						
Expense	66	661	DENTAL INSURANCE	DENTAL INSURANCE CLAIMS	\$ 239,490.43	\$ 240,000.00	\$ 240,000.00	\$ -	0%
Expense	66	661 Total			\$ 239,490.43	\$ 240,000.00	\$ 240,000.00	\$ -	0%
Expense	66 Total				\$ 239,490.43	\$ 240,000.00	\$ 240,000.00	\$ -	0%
Expense	70								
Expense	70	706							
Expense	70	706	DSS F/C CHRISTMAS/TRUST ACCTS						
Expense	70	706	DSS F/C CHRISTMAS/TRUS	DSS F/C CHRISTMAS EXP	\$ -	\$ 5,000.00	\$ 5,000.00	\$ -	0%
Expense	70	706	DSS F/C CHRISTMAS/TRUS	DSS TRUST ACCT EXP	\$ 269,964.08	\$ 300,000.00	\$ 300,000.00	\$ -	0%
Expense	70	706 Total			\$ 269,964.08	\$ 305,000.00	\$ 305,000.00	\$ -	0%
Expense	70	744							
Expense	70	744	INMATE TRUST/COMMISSARY						
Expense	70	744	INMATE TRUST/COMMISSA	INMATE COMMISSARY EXP	\$ 142,287.08	\$ 175,000.00	\$ 175,000.00	\$ -	0%
Expense	70	744	INMATE TRUST/COMMISSA	INMATE TRUST EXP	\$ 654,385.97	\$ 700,000.00	\$ 700,000.00	\$ -	0%
Expense	70	744 Total			\$ 796,673.05	\$ 875,000.00	\$ 875,000.00	\$ -	0%
Expense	70 Total				\$ 1,066,637.13	\$ 1,180,000.00	\$ 1,180,000.00	\$ -	0%
Expense	71								
Expense	71	741							
Expense	71	741	FINES & FORFEITURES						
Expense	71	741	FINES & FORFEITURES	FINES & FORFEITURES EXP	\$ 611,593.53	\$ 1,200,000.00	\$ 1,200,000.00	\$ -	0%
Expense	71	741 Total			\$ 611,593.53	\$ 1,200,000.00	\$ 1,200,000.00	\$ -	0%
Expense	71 Total				\$ 611,593.53	\$ 1,200,000.00	\$ 1,200,000.00	\$ -	0%
Expense	470								
Expense	470	224							
Expense	470	224	FOOTHILLS COMMERCE CENTER						
Expense	470	224	FOOTHILLS COMMERCE C	JOINT VENTURE CONSTRUCT	\$ -	\$ -	\$ -	\$ -	0%
Expense	470	224 Total			\$ -	\$ -	\$ -	\$ -	0%
Expense	470 Total				\$ -	\$ -	\$ -	\$ -	0%
Expense	474								
Expense	474	235							
Expense	474	235	CAP PROJ KMGT PHASE 5						
Expense	474	235	CAP PROJ KMGT PHASE 5	PROFESSIONAL SERV	\$ -	\$ -	\$ -	\$ -	0%
Expense	474	235 Total			\$ -	\$ -	\$ -	\$ -	0%
Expense	474 Total				\$ -	\$ -	\$ -	\$ -	0%
Expense	479								
Expense	479	715							
Expense	479	715	IPWS ROAD/RAIL PROJ						
Expense	479	715	IPWS ROAD/RAIL PROJ	GRANTS-ROAD,PAVING,RAIL	\$ -	\$ -	\$ -	\$ -	0%
Expense	479	715	IPWS ROAD/RAIL PROJ	TRANSFER TO REIMB RESOLUTION	\$ -	\$ -	\$ -	\$ -	0%
Expense	479	715 Total			\$ -	\$ -	\$ -	\$ -	0%
Expense	479 Total				\$ -	\$ -	\$ -	\$ -	0%
Expense	481								
Expense	481	232							
Expense	481	232	CAP PROJ ECONOMIC DEVELOP						
Expense	481	232	CAP PROJ ECONOMIC DEV	JOINT VENTURE CONSTRUCT	\$ -	\$ -	\$ -	\$ -	0%
Expense	481	232	CAP PROJ ECONOMIC DEV	PROFESSIONAL SERV	\$ -	\$ -	\$ -	\$ -	0%
Expense	481	232 Total			\$ -	\$ -	\$ -	\$ -	0%
Expense	481 Total				\$ -	\$ -	\$ -	\$ -	0%
Expense	482								
Expense	482	236							
Expense	482	236	CAP PROJ-CCS NORTH SHELBY						



Account Type	Fund#	Dept #	Department Description	Account Description	Actuals FY23-24	Amended Budget FY24-25	Manager's Budget FY25-26	Change from Amend	% Change from Amend
Expense	482	236	CAP PROJ-CCS NORTH SH	CONST IN PROGRESS	\$ -	\$ -	\$ -	\$ -	0%
Expense	482	236	CAP PROJ-CCS NORTH SH	INTERFUND TRANSFERS	\$ -	\$ -	\$ -	\$ -	0%
Expense	482	236	<b>Total</b>		\$ -	\$ -	\$ -	\$ -	0%
Expense	<b>482 Total</b>				\$ -	\$ -	\$ -	\$ -	0%
Expense	485								
Expense	485	<b>242</b>							
Expense	485	242	CAP PROJ-ERP CONVERSION						
Expense	485	242	CAP PROJ-ERP CONVERS	CONST IN PROGRESS	\$ -	\$ -	\$ -	\$ -	0%
Expense	485	242	CAP PROJ-ERP CONVERS	(MAINT CONTRACTS-EQUIP	\$ -	\$ -	\$ -	\$ -	0%
Expense	485	242	<b>Total</b>		\$ -	\$ -	\$ -	\$ -	0%
Expense	<b>485 Total</b>				\$ -	\$ -	\$ -	\$ -	0%
Expense	486								
Expense	486	<b>245</b>							
Expense	486	245	CAP PROJ-CLEV CO FAIR						
Expense	486	245	CAP PROJ-CLEV CO FAIR	CAPITAL EQUIPMENT	\$ -	\$ 78,725.00	\$ -	\$ (78,725.00)	-100%
Expense	486	245	CAP PROJ-CLEV CO FAIR	CONST IN PROGRESS	\$ 838,534.19	\$ 2,476,113.00	\$ -	\$ (2,476,113.00)	-100%
Expense	486	245	CAP PROJ-CLEV CO FAIR	CONTROLLED PROPERTY EXP	\$ -	\$ 1,569.00	\$ -	\$ (1,569.00)	-100%
Expense	486	245	CAP PROJ-CLEV CO FAIR	MAINT CONTRACTS-EQUIP	\$ -	\$ 49,997.00	\$ -	\$ (49,997.00)	-100%
Expense	486	245	CAP PROJ-CLEV CO FAIR	PROFESSIONAL SERV	\$ 17,960.00	\$ -	\$ -	\$ -	0%
Expense	486	245	CAP PROJ-CLEV CO FAIR	RENT OF BUILDING/SPACE	\$ -	\$ 197.00	\$ -	\$ (197.00)	-100%
Expense	486	245	<b>Total</b>		\$ 856,494.19	\$ 2,606,601.00	\$ -	\$ (2,606,601.00)	-500%
Expense	<b>486 Total</b>				\$ 856,494.19	\$ 2,606,601.00	\$ -	\$ (2,606,601.00)	-500%
Expense	487								
Expense	487	<b>246</b>							
Expense	487	246	CAP PROJ-SHELBY STAR						
Expense	487	246	CAP PROJ-SHELBY STAR	C/O-BUILDING	\$ -	\$ -	\$ -	\$ -	0%
Expense	487	246	CAP PROJ-SHELBY STAR	CONST IN PROGRESS	\$ -	\$ -	\$ -	\$ -	0%
Expense	487	246	CAP PROJ-SHELBY STAR	INTERFUND TRANSFERS	\$ -	\$ -	\$ -	\$ -	0%
Expense	487	246	CAP PROJ-SHELBY STAR	PROFESSIONAL SERV	\$ -	\$ -	\$ -	\$ -	0%
Expense	487	246	<b>Total</b>		\$ -	\$ -	\$ -	\$ -	0%
Expense	<b>487 Total</b>				\$ -	\$ -	\$ -	\$ -	0%
Expense	488								
Expense	488	<b>247</b>							
Expense	488	247	CAP PROJ-MOUNTAIN SIDE DR						
Expense	488	247	CAP PROJ-MOUNTAIN SIDE	CONTRACTED SERVICES	\$ -	\$ -	\$ -	\$ -	0%
Expense	488	247	<b>Total</b>		\$ -	\$ -	\$ -	\$ -	0%
Expense	<b>488 Total</b>				\$ -	\$ -	\$ -	\$ -	0%
Expense	489								
Expense	489	<b>228</b>							
Expense	489	228	CAP PROJ-SHELL BLDG #3						
Expense	489	228	CAP PROJ-SHELL BLDG #3	INTERFUND TRANSFERS	\$ -	\$ -	\$ -	\$ -	0%
Expense	489	228	CAP PROJ-SHELL BLDG #3	JOINT VENTURE CONSTRUCT	\$ -	\$ -	\$ -	\$ -	0%
Expense	489	228	CAP PROJ-SHELL BLDG #3	PROFESSIONAL SERV	\$ -	\$ -	\$ -	\$ -	0%
Expense	489	228	<b>Total</b>		\$ -	\$ -	\$ -	\$ -	0%
Expense	<b>489 Total</b>				\$ -	\$ -	\$ -	\$ -	0%
Expense	490								
Expense	490	<b>244</b>							
Expense	490	244	CAP PROJ-BOARD OF ELECTION (OLD SRS)						
Expense	490	244	CAP PROJ-BOARD OF ELEC	C/O-BUILDING	\$ 1,419.58	\$ 1,739,057.00	\$ -	\$ (1,739,057.00)	-100%
Expense	490	244	CAP PROJ-BOARD OF ELEC	C/O-LAND	\$ -	\$ -	\$ -	\$ -	0%
Expense	490	244	CAP PROJ-BOARD OF ELEC	PROFESSIONAL SERV	\$ 17,905.37	\$ 41,400.00	\$ -	\$ (41,400.00)	-100%
Expense	490	244	<b>Total</b>		\$ 19,324.95	\$ 1,780,457.00	\$ -	\$ (1,780,457.00)	-200%
Expense	<b>490 Total</b>				\$ 19,324.95	\$ 1,780,457.00	\$ -	\$ (1,780,457.00)	-200%
Expense	491								
Expense	491	<b>248</b>							
Expense	491	248	CAP PROJ-SHELL BLDG #4						
Expense	491	248	CAP PROJ-SHELL BLDG #4	JOINT VENTURE CONSTRUCTION	\$ -	\$ -	\$ -	\$ -	0%
Expense	491	248	CAP PROJ-SHELL BLDG #4	PROFESSIONAL SERVICES	\$ -	\$ -	\$ -	\$ -	0%
Expense	491	248	<b>Total</b>		\$ -	\$ -	\$ -	\$ -	0%
Expense	<b>491 Total</b>				\$ -	\$ -	\$ -	\$ -	0%
Expense	492								
Expense	492	<b>249</b>							
Expense	492	249	CAP PROJ-DSS RELOCATION						
Expense	492	249	CAP PROJ-DSS RELOCATIC	CONST IN PROGRESS	\$ -	\$ -	\$ -	\$ -	0%
Expense	492	249	CAP PROJ-DSS RELOCATIC	PROFESSIONAL SERVICES	\$ -	\$ -	\$ -	\$ -	0%
Expense	492	249	<b>Total</b>		\$ -	\$ -	\$ -	\$ -	0%



Account Type	Fund#	Dept #	Department Description	Account Description	Actuals FY23-24	Amended Budget FY24-25	Manager's Budget FY25-26	Change from Amend	% Change from Amend
Expense	<b>492 Total</b>				\$ -	\$ -	\$ -	\$ -	0%
Expense	493								
Expense	493	<b>250</b>							
Expense	493	250		CAP PROJ-JUSTICE CENTER CAMPUS					
Expense	493	250		CAP PROJ-JUSTICE CENTER C/O-LAND	\$ -	\$ -	\$ -	\$ -	0%
Expense	493	250		CAP PROJ-JUSTICE CENTER CONST IN PROGRESS	\$ 12,129,690.72	\$ 88,632,688.00	\$ -	\$ (88,632,688.00)	-100%
Expense	493	250		CAP PROJ-JUSTICE CENTER CONTRACTED SERVICES	\$ 1,538,793.48	\$ 9,977,570.00	\$ -	\$ (9,977,570.00)	-100%
Expense	493	<b>250 Total</b>			\$ 13,668,484.20	\$ 98,610,258.00	\$ -	\$ (98,610,258.00)	-200%
Expense	<b>493 Total</b>				\$ 13,668,484.20	\$ 98,610,258.00	\$ -	\$ (98,610,258.00)	-200%
Expense	494								
Expense	494	<b>602</b>							
Expense	494	602		PUBLIC SCHOOL BUILDING CPF					
Expense	494	602		PUBLIC SCHOOL BUILDING GRANTS-PUB SCH CAP	\$ 10,590,540.18	\$ 439,347.00	\$ -	\$ (439,347.00)	-100%
Expense	494	<b>602 Total</b>			\$ 10,590,540.18	\$ 439,347.00	\$ -	\$ (439,347.00)	-100%
Expense	<b>494 Total</b>				\$ 10,590,540.18	\$ 439,347.00	\$ -	\$ (439,347.00)	-100%
Expense	495								
Expense	495	<b>251</b>							
Expense	495	251		CAP PROJ-CCHD EROSION CONTROL & REPAIR					
Expense	495	251		CAP PROJ-CCHD EROSION CONST IN PROGRESS	\$ -	\$ -	\$ -	\$ -	0%
Expense	495	251		CAP PROJ-CCHD EROSION PROFESSIONAL SERV	\$ -	\$ -	\$ -	\$ -	0%
Expense	495	<b>251 Total</b>			\$ -	\$ -	\$ -	\$ -	0%
Expense	<b>495 Total</b>				\$ -	\$ -	\$ -	\$ -	0%
Expense	496								
Expense	496	<b>252</b>							
Expense	496	252		CAP PROJ-BRGW IMPROVEMENTS					
Expense	496	252		CAP PROJ-BRGW IMPROVE C/O-OTHER IMPROVE	\$ 119,805.71	\$ 225,962.00	\$ -	\$ (225,962.00)	-100%
Expense	496	<b>252 Total</b>			\$ 119,805.71	\$ 225,962.00	\$ -	\$ (225,962.00)	-100%
Expense	<b>496 Total</b>				\$ 119,805.71	\$ 225,962.00	\$ -	\$ (225,962.00)	-100%
Expense	497								
Expense	497	<b>253</b>							
Expense	497	253		CAPITAL PROJ-E911 CALL CTR					
Expense	497	253		CAPITAL PROJ-E911 CALL CONSTRUCTION IN PROGRESS	\$ 458,481.45	\$ 7,467,858.00	\$ -	\$ (7,467,858.00)	-100%
Expense	497	253		CAPITAL PROJ-E911 CALL CONTRACTED SERVICES	\$ -	\$ -	\$ -	\$ -	0%
Expense	497	<b>253 Total</b>			\$ 458,481.45	\$ 7,467,858.00	\$ -	\$ (7,467,858.00)	-100%
Expense	497	<b>257</b>							
Expense	497	257		Cap Proj-EOC					
Expense	497	257		Cap Proj-EOC CONSTRUCTION IN PROGRESS	\$ -	\$ 2,501,467.00	\$ -	\$ (2,501,467.00)	-100%
Expense	497	<b>257 Total</b>			\$ -	\$ 2,501,467.00	\$ -	\$ (2,501,467.00)	-100%
Expense	<b>497 Total</b>				\$ 458,481.45	\$ 9,969,325.00	\$ -	\$ (9,969,325.00)	-200%
Expense	498								
Expense	498	<b>254</b>							
Expense	498	254		CAP PROJ-LEGRAND AV SYS					
Expense	498	254		CAP PROJ-LEGRAND AV SY CONST IN PROGRESS	\$ 212,542.00	\$ 412,458.00	\$ -	\$ (412,458.00)	-100%
Expense	498	<b>254 Total</b>			\$ 212,542.00	\$ 412,458.00	\$ -	\$ (412,458.00)	-100%
Expense	<b>498 Total</b>				\$ 212,542.00	\$ 412,458.00	\$ -	\$ (412,458.00)	-100%
Expense	499								
Expense	499	<b>256</b>							
Expense	499	256		CAP PROJ-WACO SUBSTATION					
Expense	499	256		CAP PROJ-WACO SUBSTAT PROFESSIONAL SERV	\$ 6,000.00	\$ 12,400.00	\$ -	\$ (12,400.00)	-100%
Expense	499	<b>256 Total</b>			\$ 6,000.00	\$ 12,400.00	\$ -	\$ (12,400.00)	-100%
Expense	<b>499 Total</b>				\$ 6,000.00	\$ 12,400.00	\$ -	\$ (12,400.00)	-100%
<b>Expense Total</b>					<b>\$ 255,667,061.55</b>	<b>\$ 370,081,771.00</b>	<b>\$ 242,715,726.29</b>	<b>\$ (127,366,044.71)</b>	<b>24408%</b>

## Supplemental Information

### Budget Ordinance

The following six pages is the Board of County Commissioners adopted Budget Ordinance, as adopted on June 3<sup>th</sup>, 2025.

# Budget Ordinance

An ordinance to make appropriations for the current operations of Cleveland County for Fiscal Year 2025-2026

**BE IT ORDAINED by the Board of Commissioners of Cleveland County, North Carolina**

**SECTION I. FUND ESTIMATED REVENUES.** It is estimated that the revenues and fund balances of the funds and revenue types as listed below will be available during the Fiscal Year beginning July 1, 2025 and ending June 30, 2026 to meet the functional appropriations as set forth in Section II. All fees, commissions, and other sums paid to or collected by any County Officer, or agent in their capacity, shall accrue to the benefit of the County and become County funds.

## *General Fund and General Like Funds*

	PRIMARY FUND	PUBLIC SCHOOL FUND	SOCIAL SERVICES FUND	HEALTH INSURANCE FUND	HEALTH DEPARTMENT FUND	EMPLOYEE WELLNESS FUND
AD VALOREM TAXE AD/PEN	\$ 301,275					
AD VALOREM TAXES	\$ 54,855,852	\$ 18,746,468				
FEDERAL GRANTS			\$ 13,798,000		\$ 1,201,488	
FEES	\$ 4,269,380		\$ 36,200	\$ 12,000,000	\$ 4,770,113	\$ 179,000
FUND BALANCE APPROPRIATED	\$ 5,354,174			\$ 1,452,592	\$ 2,587,628	
INTEREST	\$ 4,000,000					
INTERFUND			\$ 8,524,580	\$ 191,000	\$ 3,150,173	
INTERGOVERNMENTAL	\$ 2,630,663					
LOCAL REVENUES	\$ 147,200				\$ 26,000	
MISCELLANEOUS	\$ 159,300					
NCVTS	\$ 4,216,668	\$ 1,457,614				
NCVTS AD/PEN	\$ 2,575					
OTHER GRANTS & DONATIONS	\$ 120,000				\$ 78,850	
OTHER REVENUES			\$ 32,250		\$ 2,000	
OTHER TAXES	\$ 1,664,000					
RENTS						
SALES TAX	\$ 16,443,950	\$ 5,807,140				
SALES/SERVICES	\$ 12,168,000					
STATE GRANTS			\$ 2,000,000		\$ 1,136,391	
TRANSFERS IN	\$ 4,802,127					\$ 2,358,832
<b>Grand Total</b>	<b>\$ 111,135,165</b>	<b>\$ 26,011,222</b>	<b>\$ 24,391,030</b>	<b>\$ 13,643,592</b>	<b>\$ 12,952,644</b>	<b>\$ 2,537,832</b>

*General Fund and General Like Funds - Continued*

	RISK MANAGEMENT FUND	CONFERENCE CENTER	COURT FACILITY FUND	DENTAL REIMBURSEMENT FUND	
AD VALOREM TAXE AD/PEN					\$ 301,275
AD VALOREM TAXES					\$ 73,602,320
FEDERAL GRANTS					\$ 14,999,488
FEES		\$ 45,500	\$ 120,000	\$ 240,000	\$ 21,660,193
FUND BALANCE APPROPRIATED	\$ 100,000				\$ 9,494,395
INTEREST	\$ 8,000		\$ 1,000		\$ 4,009,000
INTERFUND	\$ 1,633,336	\$ 707,112	\$ 370,580		\$ 14,576,781
INTERGOVERNMENTAL					\$ 2,630,663
LOCAL REVENUES					\$ 173,200
MISCELLANEOUS					\$ 159,300
NCVTS					\$ 5,674,282
NCVTS AD/PEN					\$ 2,575
OTHER GRANTS & DONATIONS					\$ 198,850
OTHER REVENUES	\$ 120,000	\$ 2,500			\$ 156,750
OTHER TAXES					\$ 1,664,000
RENTS		\$ 120,000			\$ 120,000
SALES TAX					\$ 22,251,090
SALES/SERVICES					\$ 12,168,000
STATE GRANTS					\$ 3,136,391
TRANSFERS IN	\$ 437,600				\$ 7,598,559
<b>Grand Total</b>	<b>\$ 2,298,936</b>	<b>\$ 875,112</b>	<b>\$ 491,580</b>	<b>\$ 240,000</b>	<b>\$ 194,577,112</b>

*General Fund Total Estimated Revenues*     \$194,577,112

*Fund Balance Appropriated*                     \$ 9,494,395

    *Interfund & Transfers In*                     \$ 22,175,340

*Net Revenue*                                         \$162,907,377

Other Fund Types

	SPECIAL REVENUE		SPECIAL REVENUE Total		CAPITAL PROJECTS	
	COUNTY FIRE DISTRICT FUND	EMERGENCY TELEPHONE FUND			SCHOOL CAPITAL RESERVE FD	
AD VALOREM TAXE AD/PEN						
AD VALOREM TAXES	\$ 4,348,537		\$	4,348,537		
FEDERAL GRANTS						
FEES	\$ 10,000		\$	10,000		
FUND BALANCE APPROPRIATED	\$ 701,821	\$ 301,620	\$	1,003,441		
INTEREST	\$ 15,000	\$ 20,000	\$	35,000	\$	500,000
INTERFUND						
INTERGOVERNMENTAL						
LOCAL REVENUES						
MISCELLANEOUS						
NCVTS	\$ 425,592		\$	425,592		
NCVTS AD/PEN						
OTHER GRANTS & DONATIONS						
OTHER REVENUES						
OTHER TAXES						
RENTS						
SALES TAX	\$ 1,765,805		\$	1,765,805	\$	4,688,676
SALES/SERVICES						
STATE GRANTS		\$ 37,200	\$	37,200	\$	600,000
TRANSFERS IN					\$	1,618,860
<b>Grand Total</b>	<b>\$ 7,266,755</b>	<b>\$ 358,820</b>	<b>\$</b>	<b>7,625,575</b>	<b>\$</b>	<b>7,407,536</b>

*Other Fund Types Continued*

	CAPITAL PROJECT FUND	CAPITAL RESERVE FUND		DEBT SERVICE FUND	SOLID WASTE COLLECTION FD	
AD VALOREM TAXE AD/PEN						\$ 301,275
AD VALOREM TAXES						\$ 77,950,857
FEDERAL GRANTS						\$ 14,999,488
FEES					\$ 10,673,589	\$ 32,343,782
FUND BALANCE APPROPRIATED	\$ 1,875,000	\$ 1,875,000			\$ 2,102,777	\$ 14,475,613
INTEREST		\$ 500,000			\$ 300,000	\$ 4,844,000
INTERFUND				\$ 982,070		\$ 15,558,851
INTERGOVERNMENTAL						\$ 2,630,663
LOCAL REVENUES						\$ 173,200
MISCELLANEOUS						\$ 159,300
NCVTS						\$ 6,099,874
NCVTS AD/PEN						\$ 2,575
OTHER GRANTS & DONATIONS						\$ 198,850
OTHER REVENUES					\$ 8,715,965	\$ 8,872,715
OTHER TAXES						\$ 1,664,000
RENTS						\$ 120,000
SALES TAX		\$ 4,688,676				\$ 28,705,572
SALES/SERVICES						\$ 12,168,000
STATE GRANTS		\$ 600,000				\$ 3,773,591
TRANSFERS IN	\$ 1,875,000	\$ 3,493,860	\$ 4,201,101			\$ 15,293,520
<b>Grand Total</b>	<b>\$ 1,875,000</b>	<b>\$ 1,875,000</b>	<b>\$ 11,157,536</b>	<b>\$ 5,183,171</b>	<b>\$ 21,792,331</b>	<b>\$ 240,335,726</b>

*All Funds Total Estimated Revenues*                    **\$240,335,726**

*Fund Balance Appropriated*                            **\$ 14,475,613**

*Interfund & Transfers In*                                **\$ 30,852,372**

*Net Revenue*    **\$195,007,741**

**SECTION II. FUNCTION APPROPRIATIONS.** It is hereby affirmed that the appropriations of the funds and functions as listed below will be sufficient to meet the County's normal operating obligations.

*General Fund and General Like Funds*

	PRIMARY FUND	PUBLIC SCHOOL FUND	SOCIAL SERVICES FUND	HEALTH INSURANCE FUND	HEALTH DEPARTMENT FUND	EMPLOYEE WELLNESS FUND
CULTURAL AND RECREATIONAL	\$ 2,689,627					
ECONOMIC AND PHYSICAL DEVELOPMENT	\$ 4,823,048					
EDUCATION	\$ 9,021,050	\$ 26,011,222				
ENVIRONMENTAL PROTECTION	\$ 347,287					
GENERAL GOVERNMENT	\$ 42,889,925			\$ 13,643,592		\$ 2,537,832
HUMAN SERVICES	\$ 2,721,913		\$ 24,391,030		\$ 12,952,644	
PUBLIC SAFETY	\$ 48,642,315					
<b>Grand Total</b>	<b>\$ 111,135,165</b>	<b>\$ 26,011,222</b>	<b>\$ 24,391,030</b>	<b>\$ 13,643,592</b>	<b>\$ 12,952,644</b>	<b>\$ 2,537,832</b>

*General Fund and General Like Funds - Continued*

	RISK MANAGEMENT FUND	CONFERENCE CENTER	COURT FACILITY FUND	DENTAL REIMBURSEMENT FUND
CULTURAL AND RECREATIONAL				\$ 2,689,627
ECONOMIC AND PHYSICAL DEVELOPMENT		\$ 875,112		\$ 5,698,160
EDUCATION				\$ 35,032,272
ENVIRONMENTAL PROTECTION				\$ 347,287
GENERAL GOVERNMENT	\$ 2,298,936		\$ 491,580	\$ 240,000
HUMAN SERVICES				\$ 40,065,586
PUBLIC SAFETY				\$ 48,642,315
<b>Grand Total</b>	<b>\$ 2,298,936</b>	<b>\$ 875,112</b>	<b>\$ 491,580</b>	<b>\$ 240,000</b>

*General Fund Combined*

<i>Total Estimated Expenditures</i>	<b>\$194,577,112</b>
<i>Transfers Out</i>	<b>\$ 20,904,305</b>
<i>Net Expenditures</i>	<b>\$173,672,806</b>

*Other Fund Types*

	SPECIAL REVENUE		SPECIAL REVENUE Total	CAPITAL PROJECTS	
	COUNTY FIRE DISTRICT FUND	EMERGENCY TELEPHONE FUND		SCHOOL CAPITAL RESERVE FD	CAPITAL PROJECT FUND
CULTURAL AND RECREATIONAL					
ECONOMIC AND PHYSICAL DEVELOPMENT					
EDUCATION				\$ 7,407,536	
ENVIRONMENTAL PROTECTION					
GENERAL GOVERNMENT					\$ 1,875,000
HUMAN SERVICES					
PUBLIC SAFETY	\$ 7,266,755	\$ 358,820	\$ 7,625,575		
DEBT SERVICE					
SOLID WASTE					
<b>Grand Total</b>	<b>\$ 7,266,755</b>	<b>\$ 358,820</b>	<b>\$ 7,625,575</b>	<b>\$ 7,407,536</b>	<b>\$ 1,875,000</b>

*Other Fund Types Continued*

	CAPITAL PROJECTS	DEBT SERVICE	ENTERPRISE SOLID WASTE COLLECTION	Grand Total
	Total	DEBT SERVICE FUND	FD	
CULTURAL AND RECREATIONAL				\$ 2,689,627
ECONOMIC AND PHYSICAL DEVELOPMENT				\$ 5,698,160
EDUCATION	\$ 7,407,536			\$ 42,439,808
ENVIRONMENTAL PROTECTION				\$ 347,287
GENERAL GOVERNMENT	\$ 1,875,000	\$ 3,750,000		\$ 65,851,864
HUMAN SERVICES				\$ 40,065,586
PUBLIC SAFETY				\$ 56,267,890
DEBT SERVICE		\$ 5,183,171		\$ 5,183,171
SOLID WASTE			\$ 21,792,331	\$ 21,792,331
<b>Grand Total</b>	<b>\$ 1,875,000</b>	<b>\$ 11,157,536</b>	<b>\$ 5,183,171</b>	<b>\$ 21,792,331</b>

*All Funds Total Estimated Expenditures*      \$240,335,726

*Transfers Out*      \$ 29,943,702

*Net Expenditures*      \$210,392,024

**SECTION III. PROPERTY TAX RATES.** The County-wide property tax rate shall be 40.5 cents per \$100 valuation for purposes of the General Fund and 14 cents per \$100 valuation for purposes of the School Property Taxes Fund; thus, the combined County-wide property tax rate shall be 54.5 cents per \$100 valuation. Further, the property tax rate for the County Fire Service District shall be 7 cents per \$100 valuation and derived revenues shall be used to benefit volunteer fire departments in the district. In addition, to benefit the volunteer fire department in a special fire district which is seeking approval of this rate change from the Board of County Commissioners, the property tax rate for the Number Three Fire Districts shall be 7 cents per \$100 valuation.

**SECTION IV. BUDGET CHANGES.** The County Manager shall have authorization to make budget changes between any and all operating funds and departments as long as the Total Fund Estimated Revenues and Total Fund Appropriations remain at the level, including all subsequent budget amendments, approved and adopted by the County Board of Commissioners, except as provided below.

**SECTION V. BUDGET CARRY FORWARDS.** The County Manager shall have authorization to include in the budget all prior year budget amounts remaining for outstanding purchase order encumbrances, unspent grants, unspent donations, and other ongoing projects as determined by the Finance Department.

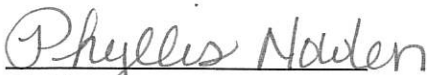
**SECTION VI. POSITIONS/STAFFING.** Included in the FY 26 budget are eight (8) new positions bringing the total Full Time Equivalent (FTE) position count to 957.

Adopted this 3rd day of June, 2025.



Kevin Gordon  
Chairman  
Board of Commissioners

ATTEST:



Phyllis Nowlen  
Clerk to the Board of Commissioners



## Fiscal Policies

### Budget Process

The County's annual budget process is a method of planning and communicating operational and capital objectives and allocating financial resources to achieve them. The process is usually performed over several months. The North Carolina Local Government Budget and Fiscal Control Act (GS 159, Article 3) requires local governments to adopt an annual budget by June 30 of each year, based on the State mandated fiscal year which runs from July 1 to June 30.

The N.C. Local Government and Fiscal Control Act mandate the following deadlines for legal requirements:

- April 30 Department requests due
- May 15 Community College and School System request due
- June 1 Board of Commissioners receives recommended budget
- June 30 Board of Commissioners must adopt annual budget

A public hearing must be advertised and held when the budget is presented to the Board of Commissioners

Other key dates in our budget preparation are as follows:

- January Budget preparation instructions provided to department heads
- February Requests received from outside agencies for funding
- February Requests for capital items due
- March Requests for new staff and reclassifications are due to Human Resources
- March Department budget requests completed
- April Manager and budget team meet with departments to discuss requests
- March & May Commissioners plan to hold budget workshops to discuss proposed budget
- May Proposed budget delivered to Board of Commissioners
- May/June Manager makes presentation to Board at a regular meeting in May or June
- June Public hearing is held on the proposed budget at a regular meeting
- June Approval of annual budget and fee schedule

### Budget Adoption

The County's Annual Budget Ordinance will be balanced in accordance with the Local Government Budget and Fiscal Control Act (N. C. General Statute 159-8) which states "A budget ordinance is balanced when the sum of estimated net revenues and appropriated fund balances is equal to appropriations."

The annual budget serves as the foundation for the County's financial planning and control. Chapter 159 of the N. C. General Statute prescribes a uniform system of budget adoption, administration, and fiscal control. All departments of the County are required to submit requests for appropriations to the County Manager by the end of March of each year. The County Manager uses these requests as the starting point for developing a proposed budget. The budget is prepared by fund, function, and

department. The proposed budget is provided to the County Board of Commissioners no later than June 1. Not later than June 30th the Board of Commissioners is required to adopt a budget ordinance making appropriations and levying taxes for the budget year in such sums as the Board may consider sufficient and proper, whether greater or less than the sums recommended in the proposed budget. This budget ordinance authorizes all financial transactions of the County except: 1) those authorized by a project ordinance, 2) those accounted for in an intra-governmental service fund for which a financial plan is prepared and approved, and 3) those accounted for in a trust or agency fund established by the local government or public authority as an agent or common-law trustee or to account for a retirement, pension, or similar employee benefit system.

The County's annually adopted budgets are for the General Fund, Special Revenue Funds, Capital Improvement Fund, and Solid Waste Fund.

All budgets are prepared on the modified accrual basis of accounting. Appropriations lapse at year end in the General, Special Revenue, Capital Improvement and Solid Waste Fund.

The budgets in the Capital Projects Fund are adopted on a project basis, which may cover more than one year. Appropriations are carried over in this fund until the project(s) are completed. The same basic timeline as listed above is followed for capital projects. Each year we review the status of the current projects and receive an update from departments on their five (5) year capital needs. From this update, we determine the projects which are to move forward and realign the remainder for projected future funding.

All budgets are adopted on a basis consistent with generally accepted accounting principles (GAAP). The Board of Commissioners annually adopts a budget ordinance in accordance with N. C. General Statute 159-8 and may amend the budget during the fiscal year.

## Budget Amendment Process

All County Departments are expected to operate wholly within the amounts appropriated by the Board of Commissioners at the beginning of each fiscal year. The County budget is adopted at the department level. Any expenditure in excess of the total amount appropriated for the department is a violation of N. C. General Statute 159-28.

It is the intent of the Board of Commissioners to provide appropriations each fiscal year in an amount necessary for departmental operations at a level approved by the Board. The Board realizes that there will be occasions where adjustments to the amounts appropriated between line items will be necessary for the efficient operation of County Departments. It is not the intent of the Board to authorize indiscriminate transferring during the year and especially at the end of the fiscal year.

The Board of Commissioners may authorize supplementary appropriations during the course of a year as additional funding is received or for necessary items that a department cannot control (i.e. utilities), however departments are to monitor all expenditures to ensure that over-expenditures do not occur. It is the position of the Board of Commissioners that the County will not absorb reductions in State and Federal funding that occurs during the year, a budget amendment to reduce the budget must be submitted to the Board of Commissioners for approval as reductions are known.

As required by N. C. General Statute 159-15, the budget ordinance, as amended, must continue to satisfy the requirements of N. C. General Statute 159-8 and N. C. General Statute 159-13. Except as otherwise restricted by law, the Board may amend the budget ordinance at any time after the ordinance's adoption in any manner, so long as the ordinance, as amended, continues to satisfy the statutory requirements. However, except as otherwise provided in this section, no amendment may increase or reduce a property tax levy or in any manner alter a property taxpayer's liability, unless the board is ordered to do so by a court of competent jurisdiction or by a State agency having the power to compel the levy of taxes by the Board. If after July 1 the County receives revenues that are substantially more or less than the amount anticipated, the Board may, before January 1 following adoption of the budget, amend the budget ordinance to reduce or increase the property tax levy to account for the unanticipated increase or reduction in revenues.

## Basis of Accounting

All funds except the Solid Waste Fund are accounted for on a modified accrual basis of accounting as required by the N. C. General Statute 159-26(c). Under modified accrual accounting, revenues are reported when they are both measurable and available. Expenditures are recorded in the period in which the liability is incurred, except for interest on long-term debt and accrued compensated absences. The Solid Waste Fund which is an enterprise fund, uses full accrual accounting, recording revenues when earned and expenditures when incurred.

## Budgetary Control

In government, the budget is an integral part of the unit's accounting system and daily operations. An annual or project budget ordinance, as amended by the governing body, creates a legal limit on spending authorizations. All Cleveland County funds are budgeted at the function or project level. For internal accounting purposes, budgetary control is maintained at the department level and further at the line item level by the use of an encumbrance system. As purchase orders are issued, corresponding appropriations are reserved for later payment. If an over-encumbrance occurs the department head may amend their budget as outlined in the budget amendment process.

## Budget Policies

Local government budgeting operates in a setting very different from the private sector and is heavily impacted by Federal and State law as well as local laws and practices. In addition, guiding the process at the local level are national standards and principles sanctioned by the Governmental Accounting Standards Board (GASB) as an authoritative overseer of local practices and fiscal responsibility. Cleveland County maintains the following guidelines and policies to ensure fiscal responsibility, maintain a strong financial position, and maintain the necessary level of resources to provide the services required of its citizens.

## Fee Schedules

The following pages include the County Fee Schedules, including a column indicating the planned fee change for FY 26.

<b>CLEVELAND COUNTY SUMMARY PROPOSED FEE CHANGES</b>		
<b>Register of Deeds</b>		
Fee Type	Current Rate	Proposed Rate
Notary Service per signature per document	\$ 5.00	\$ 10.00
DVD for land records per month for bulk land record request <b>*subject to change with postage rate changes</b>	\$ 35.00	\$ 40.00
<b>Miscellaneous Fees</b>		
Fee Type	Current Rate	Proposed Rate
Postage/Envelope Fees for requests w/o self addressed stamped envelope 1-3 pages <b>*subject to change with postage rate changes</b>	\$ 2.50	\$ 2.50
Postage/Envelope Fees for requests w/o self addressed stamped envelope 4-6 pages <b>*subject to change with postage rate changes</b>	\$ 2.50	\$ 3.50
Postage/Envelope Fees for requests w/o self addressed stamped envelope 7-9 pages <b>*subject to change with postage rate changes</b>	\$ 2.50	\$ 4.50
<b>Passports - Fees</b>		
Fee Type	Current Rate	Proposed Rate
Passport Photo	\$ 10.00	\$ 15.00
<b>Planning</b>		
Fee Type	Current Rate	Proposed Rate
Special Use Permit	\$ 200.00	\$ 300.00
Interpretation of Map/Ordinance (Appeals)	\$ 200.00	\$ 300.00
Variance	\$ 200.00	\$ 300.00
Vested Rights	\$ 200.00	\$ 300.00
Zoning Amendments - Map and Text	\$ 200.00	\$ 300.00
Major Subdivison Review	\$ -	\$100 + \$10 per lot
<b>Library</b>		
Fee Type	Current Rate	Proposed Rate
Fax-Overseas - per page	\$ 2.00	\$ 1.50
Laminating - per sheet ( <b>New Service started offering during FY24</b> )	\$ 3.00	\$ 3.00
Makerspace 3D Printing - per gram ( <b>New Service started offering during FY24</b> )	\$ 0.25	\$ 0.25
Flash Drive - each ( <b>Incorrect rate was on FY24 fee list</b> )	\$ 6.00	\$ 2.00
<b>Foothills Public Shooting Complex</b>		
Fee Type	Current Rate	Proposed Rate
<b>General Admission</b>		
18 years and up In County	\$ 12.00	\$ 13.00
18 years and up Out of County		\$ 15.00
17 years and down In County	\$ 7.00	\$ 8.00
17 years and down Out of County		\$ 10.00

### CLEVELAND COUNTY SUMMARY PROPOSED FEE CHANGES

Solid Waste				
Fee	Current Rate	Proposed Rate		
Recycle w/Exemption (Elderly & Disabled)	\$11.60	\$18.75		
Recycle (With trash pickup no bulk pickup)	\$23.40	\$37.50		
Trash w/Exemption (Elderly & Disabled)	\$39.01	\$40.00		
Trash (Without trash pickup)	\$78.03	\$80.00		
Current Tipping Fees	Current Rate	Proposed Rate		
Solid Waste (\$59.94/Ton + \$2.00 Tax + \$1)	\$61.11	\$62.94		
C & D (\$34.08/ton + \$2 tax)	\$35.03	\$36.08		
Wooden Pallets	\$35.43	\$36.50		
Fiberglass (\$34.08/ton + \$2 tax)	\$31.42	\$36.08		
Sludge/Alum Sludge (\$29.73/Ton + \$2.41 Sludge Fee)	\$60.33	\$62.14		
Sludge Fee (per ton)	\$2.34	\$2.41		
Mobile Homes	\$372.73	\$383.91		
Yard Waste/Leaves	\$27.96	\$28.80		
Mulch	\$13.00	\$14.00		
Stumps	\$35.40	\$36.46		
Friable Asbestos (\$59.92/ton + \$2 tax)	\$60.11	\$61.92		
Non-Friable Asbestos (Solid) (\$34.08/Ton + \$2.00 Tax)	\$35.03	\$36.08		
Dead Animals	\$1.86	\$1.92		
Fowl	\$60.11	\$61.92		
Livestock	\$9.31	\$9.59		
Non-Documented Tires	\$186.36	\$191.95		
PPG After Hours	\$159.14	\$163.91		
S/W CVII (E-Waste Discount) (\$39.99/ton + \$2 tax)	\$40.83	\$41.99		
Wood Chips (per ton)	\$26.52	\$27.32		
Animal Services - Spay/Neuter Services				
Fees	Current Rate	Proposed Rate		
Subsidized Neuter - Dog	N/A	\$ 30.00		
Subsidized Spay - Dog	N/A	\$ 30.00		
Subsidized Neuter - Cat	N/A	\$ -		
Subsidized Spay - Cat	N/A	\$ -		
<b>*To receive subsidized rate - must prove eligibility for WIC, Medicaid or SNAP</b>				
Low Cost Neuter - Dog	N/A	\$ 105.00		
Low Cost Spay - Dog	N/A	\$ 120.00		
Low Cost Neuter - Cat	N/A	\$ 45.00		
Low Cost Spay - Cat	N/A	\$ 65.00		
Animal Services				
Fee	Current Rate Sterilized	Current Rate Unsterilized	Proposed Rate Sterilized	Proposed Rate Unsterilized
Cost for room and food per dog/cat - General Housing (per day)	\$ 10.00	\$ 10.00	\$ 10.00	\$ 20.00
Cost for room and food per dog/cat - Isolation (per day)	\$ 18.00	\$ 18.00	\$ 10.00	\$ 20.00
Redemption Fee (per animal)	\$ 15.00	\$ 30.00	\$ -	\$ 100.00
2nd Impound redemption fee (per animal)	\$ 30.00	\$ 60.00	\$ 50.00	\$ 200.00
3rd Impound redemption fee (per animal)	\$ 60.00	\$ 120.00	\$ 50.00	\$ 300.00
Reclaim Option (Schedule spay/neuter @ reclaim)	N/A	\$ -	\$ -	\$ -
2nd Reclaim Option (Schedule spay/neuter @ reclaim)	N/A	\$ -	N/A	\$ 50.00
3rd Reclaim Option (Schedule spay/neuter @ reclaim)	N/A	\$ -	N/A	\$ 100.00
Rabies Vaccination (per animal)	\$ 12.00	\$ 12.00	\$ 10.00	\$ 20.00
Dogs	\$ 40.00	N/A	\$ 20.00	N/A
Cats	\$ 10.00	N/A	\$ -	N/A

<b>CLEVELAND COUNTY SUMMARY PROPOSED FEE CHANGES</b>		
<b>EMS</b>		
<b>Fee</b>	<b>Current Rate</b>	<b>Proposed Rate</b>
<b>INCIDENT RESPONSE/ITEMIZED RATE STRUCTURE-(MVA/FIRE/HAZMAT ETC.)</b>		
<b>hour</b>	\$ -	\$ 275.00
<b>Light Apparatus</b> Includes brush units, support vehicles, etc. <b>Charge is per hour</b>	\$ -	\$ 195.00
<b>Command Staff Vehicles</b> Includes Battalion buggies, EMS Supervisors, etc. <b>Charge is per hour</b>	\$ -	\$ 175.00
<b>PROCEDURAL AND MATERIALS/EQUIPMENT LINE ITEMIZATION</b>		
<b>Extrication (w/o use of hydraulic tools)</b>	\$ -	\$ 795.00
<b>Extrication (with use of hydraulic tools)</b>	\$ -	\$ 1,945.00
<b>Landing Zone (with extrication)</b> Loading zone command and control (with extrication services)	\$ -	\$ 2,245.00
<b>Landing Zone (without extrication)</b> Loadin zone command and control (without extrication services)	\$ -	\$ 995.00
<b>Light Tower</b> Operation of light tower and generator to provide scene lighting <b>Charge is per hour</b>	\$ -	\$ 42.00
<b>Other Equipment as Utilized (i.e. airbags, cribbing, sawzall, etc.) current "fully calculated" rate, per item/per hour</b>		
<b>Consumable Materials/Damaged Equipment</b> - at replacement or repair cost/adheres to average costing which may be		
MINIMUM RATES (Minimum billing amount if combined hourly rates per apparatus, do not meet minimum rates below)		
<b>Single Apparatus Response</b> - minimum rate of 1 hour per apparatus/per response (minimum rate \$275)		
<b>Multiple Apparatus</b> minimum rate of .5 hours per apparatus/per response (minimum rate \$275)		
<b>Basic Covered Services:</b> Scene safety & Hazard control including hazard assessment & secural including containment of		

<b>County General Departments</b>		
<b>Board of Elections -Voter Records (418): Fee Type</b>	<b>Current Rate</b>	<b>Proposed Rate</b>
Computer Printout (per page)	\$ 0.10	\$ 0.10
Mailing Labels (per page)	\$ 0.30	\$ 0.30
Photo Copies (per page)	\$ 0.10	\$ 0.10
CD/DVD (per each)	\$ 5.00	\$ 5.00
USB Media (per each)	\$ 10.00	\$ 10.00
Email	free	free

<b>Building Inspections (450): Fee Type</b>
<b>New Construction, Residential &amp; Commerical Building Permits</b>
Residential fees based on finished square footage times the square foot multiplier (.87) times the regional costs multiplier (.548) Unfinished areas and garages will be figured at 25% of above fee 0.003

<b>Renovation Permits</b>
\$100 Base Fee plus .30 sq ft

<b>Miscellaneous Permits</b>		
	<b>Current Rate</b>	<b>Proposed Rate</b>
Moved House	\$ 150.00	\$ 150.00
Mobile Homes	\$ 300.00	\$ 300.00
Accessory Structure 400 sq ft or less	\$ 125.00	\$ 125.00
Accessory Structure 400 sq ft or greater	\$ 200.00	\$ 200.00
Signs	\$ 100.00	\$ 100.00
Swimming Pool	\$ 125.00	\$ 125.00
Cell Tower	\$ 275.00	\$ 275.00
Electrical Permit	\$ 75.00	\$ 75.00
Commerical Solar Farm	\$5.00 per \$1000.00 of value	\$5.00 per \$1000.00 of value
Plumbing Permit	\$ 75.00	\$ 75.00
Mechanical Permit	\$ 75.00	\$ 75.00
Re-inspection Fee	\$ 100.00	\$ 100.00
Minimum Permit Fee	\$ 100.00	\$ 100.00

**\*\*Work started without a permit - double the permit fee will be assessed.**

**The Building Official will determine building permit fees not listed. All fees to be rounded down to nearest dollar.**

**A \$10 Homeowners Recovery Fee will be applied for all Residential Construction where a General Contractor is used.**

<b>Emergency Medical Services (446): Fee Type</b>	<b>Current Rate</b>	<b>Proposed Rate</b>
A0425 (per mile) - Ground Mileage	\$ 12.00	\$ 12.00
A0426 (transport) - Advanced Life Support (ALS) - Non Emergency Transport Level 1	\$ 450.00	\$ 450.00
A0427 (transport) - Advanced Life Support (ALS) - Emergency Transport Level 1	\$ 665.00	\$ 680.00
A0428 (transport) - Basic Life Support (BLS) - Non Emergency Transport	\$ 450.00	\$ 450.00
A0429 (transport) - Basic Life Support (BLS) - Emergency Transport	\$ 560.00	\$ 575.00
A0433 (transport) - Advanced Life Support (ALS) - Level 2 Transport	\$ 962.00	\$ 985.00
A0434 (transport) - Speciality Care Transport (SCT)	\$ 1,137.00	\$ 1,165.00
BLS-T/R (treatment - non transport)	\$ 175.00	\$ 175.00
ALS-T/R (treatment - non transport)	\$ 375.00	\$ 375.00
Cleveland County Schools Sports Stand-by Fee 1 (BLS Unit Staffed by 2 EMT's, up to 5 hrs)	\$ 350.00	\$ 425.00
Cleveland County Schools Sports Stand-by Fee 2 (ALS Ambulance up to 5 Hrs with EMT & Paramedic)	\$ 450.00	\$ 525.00
Standby Fee General Special Events (ALS Amulance up to 8 Hrs with EMT & Paramedic)	\$ 750.00	\$ 825.00
Standby Fee General Special Events w/UTV	\$ 700.00	\$ 700.00
Onsite EMT-NO Transport Ability - per hour rate*	\$ 50.00	\$ 50.00
Onsite Paramedic - NO Transport Ability - per hour rate*	\$ 80.00	\$ 80.00
Mobile Medical Support Unit (Large Event - 2 EMT's, 2 Paramedics, up to 12 hrs)*	\$ 2,500.00	\$ 2,500.00

**\*Ability to perform Basic Life Support Care & radio additional support (One EMT w/equipment)**

<b>County General Departments</b>		
<b>Library (611): Fee Type</b>	<b>Current Rate</b>	<b>Proposed Rate</b>
Overdue Materials - Regular Books, Books on CD (per day; Maximum Charge \$5)	\$ 0.25	\$ 0.25
Overdue Materials - DVDs (per day; Maximum Charge \$15)	\$ 1.00	\$ 1.00
Overdue Materials - Equipment per day; Maximum Charge \$100)	\$ 5.00	\$ 5.00
LCD Projector Rental - per checkout	\$ 25.00	\$ 25.00
Fax - USA - per page	\$ 1.50	\$ 1.50
Fax - Overseas - per page	\$ 2.00	\$ 1.50
Copies - B/W - per page	\$ 0.15	\$ 0.15
Copies - Color - per page	\$ 0.25	\$ 0.25
Laminating - per sheet	\$ 3.00	\$ 3.00
Makerspace 3D Printing - per gram	\$ 0.25	\$ 0.25
Replacement Library Card - each	\$ 1.00	\$ 1.00
Flash Drive - each	\$ 6.00	\$ 2.00
Stylus - each	\$ 1.00	\$ 1.00
Genealogy Research (Obituary Lookup) - half hour (includes 5 copies & mailing)	\$ 5.00	\$ 5.00
Lost Materials - per item <b>(Replacement value of item)</b>	Minimum \$5	Minimum \$5

<b>Planning Dept (491): Fee Type</b>	<b>Current Rate</b>	<b>Proposed Rate</b>
GIS Data	Variable	Variable
Special Use Permit	\$ 200.00	\$ 300.00
Interpretation of Map/Ordinance (Appeals)	\$ 200.00	\$ 300.00
Variance	\$ 200.00	\$ 300.00
Vested Rights	\$ 200.00	\$ 300.00
Zoning Amendments - Map and Text	\$ 200.00	\$ 300.00
Zoning Permits	\$ 60.00	\$ 60.00
Board of Adjustment	\$ 200.00	\$ 200.00
Right of Way Abandonment	\$ 200.00	\$ 200.00
Road Name Petitions	\$ 200.00	\$ 200.00
Road Signs	\$ 150.00	\$ 150.00
Code Violations (\$50 for 1st citation and up to \$500 for 3rd citation)	\$ 50-500.00	\$ 50-500.00
Historic Preservation Landmark Designation Residential	\$ 100.00	\$ 100.00
Historic Preservation Landmark Designation Commerical	\$ 200.00	\$ 200.00
Major Subdivision Review	\$ -	\$100 + \$10 per lot

<b>County General Departments</b>		
<b>Register of Deeds (419): Fee Type</b>	<b>Current Rate</b>	<b>Proposed Rate</b>
<b>Recording Real Estate Instruments (set per NC G.S. 161-10 )</b>		
Instruments except Deeds of Trusts and Mortgages 1-15 pages	\$ 26.00	\$ 26.00
16+ pages (each additional page)	\$ 4.00	\$ 4.00
Deeds of Trust and Morgages 1-35 pages	\$ 64.00	\$ 64.00
35+ pages (each additional page)	\$ 4.00	\$ 4.00
Plats (Each Sheet)	\$ 21.00	\$ 21.00
Non-Standard Document (in addition to recording fee)	\$ 25.00	\$ 25.00
Multiple Instrument as one, each	\$ 10.00	\$ 10.00
Add'l assignment instrument index reference, each	\$ 10.00	\$ 10.00
Addition party to index in excess of 20 names. Per name	\$ 2.00	\$ 2.00
Satisfaction/Cancellation	No Fee	No Fee
Highway Right of Way Plans (1st Page)	\$ 21.00	\$ 21.00
Highway Right of Way Plans (Additional Pages)	\$ 5.00	\$ 5.00
<b>Uniform Commercial Code (UCC) Fixture Filings Only</b>		
UCC - 1-2 pages	\$ 38.00	\$ 38.00
UCC - 3-10 pages	\$ 45.00	\$ 45.00
UCC - 10+ pages (45+2-each additional page)	\$ 2.00	\$ 2.00
Response to written request for information	\$ 38.00	\$ 38.00
Copy of statement (ea. Page)	\$ 2.00	\$ 2.00
<b>Marriage License</b>		
Marriage License	\$ 60.00	\$ 60.00
Delayed Marriage Certificate with 1 Certified Copy	\$ 20.00	\$ 20.00
Application or License Correction with 1 Certified Copy	\$ 10.00	\$ 10.00
Certified Copy	\$ 10.00	\$ 10.00
<b>Other Records</b>		
Birth Certificate Certified Copy	\$ 10.00	\$ 10.00
Delayed Birth Applications with 1 Certified Copy (same county)	\$ 20.00	\$ 20.00
Papers for a Birth Certificate in another county one year or more after birth	\$ 10.00	\$ 10.00
Birth Certificate for papers from another county one year or more after birth	\$ 10.00	\$ 10.00
Death Certificate Certified Copy	\$ 10.00	\$ 10.00
Birth Record Amendment ** (\$15.00 NCVR +\$10 County)	\$ 25.00	\$ 25.00
Death Record Amendment ** (\$15.00 NCVR +\$10 County)	\$ 25.00	\$ 25.00
Legitimations ** (\$15.00 NCVR +\$10 County)	\$ 25.00	\$ 25.00
**Expedite (*Payable to NC Vital Records)	\$ 15.00	\$ 15.00
<b>Certified Copies unless Statute otherwise provides</b>		
Certified Copy -Land Record)1st Page	\$ 5.00	\$ 5.00
Additional Page (per page)	\$ 2.00	\$ 2.00
Uncertified Copies (Vitals / Deeds)	\$ 0.25	\$ 0.25
Uncertified Copies on letterhead (official use)	\$ 0.50	\$ 0.50
Certified Copy (Plats)	\$ 5.00	\$ 5.00
Uncertified Plat Copies	\$ 3.50	\$ 3.50
<b>Other Services</b>		
Notary Public Oath	\$ 10.00	\$ 10.00
<b>Notary Service per signature per document</b>	<b>\$ 5.00</b>	<b>\$ 10.00</b>
Comparing a copy for certification	\$ 5.00	\$ 5.00
State Vital Records Automated Search & 1 Certified Copy (Out of County)	\$ 24.00	\$ 24.00
Additional certified copy of VRAS	\$ 15.00	\$ 15.00

<b>County General Departments</b>		
<b>Register of Deeds (419): Fee Type continued</b>	<b>Current Rate</b>	<b>Proposed Rate</b>
<b>Miscellaneous</b>		
Faxing / Emailing/mail per document (1st 15 pgs. Then .25 each additional)	\$ 3.00	\$ 3.00
Postage/Envelope Fees for requests w/o self addressed stamped envelope 1-3 pages <b>*subject to change with postage rate changes</b>	\$ 2.50	\$ 2.50
Postage/Envelope Fees for requests w/o self addressed stamped envelope 4-6 pages <b>*subject to change with postage rate changes</b>	\$ 2.50	\$ 3.50
Postage/Envelope Fees for requests w/o self addressed stamped envelope 7-9 pages <b>*subject to change with postage rate changes</b>	\$ 2.50	\$ 4.50
GNC Priority Ship Fee <b>* subject to change with postage rate changes</b>	\$ 10.00	\$ 10.00
GCN Express Ship Fee <b>*subject to change with postage rate changes</b>	\$ 28.00	\$ 28.00
DVD for land records per month for bulk land record request <b>*subject to change with postage rate changes</b>	\$ 35.00	\$ 40.00
Verification of Notary Commission	\$ 5.00	\$ 5.00
Thank A Vet ID Card	No Fee	No Fee
Duplicate Notary Certificate	\$ 5.00	\$ 5.00
Duplicate Marriage License Application	\$ 10.00	\$ 10.00
<b>Passports - Fees</b>		
Fee Application (ROD)	\$ 35.00	\$ 35.00
Passport Photo (ROD)	\$ 10.00	\$ 15.00
Express Shipping	\$ 10.00	\$ 10.00
Priority Express Shipping (ROD) <b>*subject to change with postage rate changes</b>	\$ 24.90	\$ 24.90
<b>Passports - U.S. Dept of State Fees</b>		
Adult Passport Book (US Dept State) 16+years	\$ 130.00	\$ 130.00
Adult Passport Card (US Dept State) 16+years	\$ 30.00	\$ 30.00
Adult Passport Book & Card (US Dept State) 16+years	\$ 160.00	\$ 160.00
Minor Passport Book (US Dept State) Under 16years	\$ 100.00	\$ 100.00
Minor Passport Card (US Dept State) Under 16years	\$ 15.00	\$ 15.00
Minor Passport Book & Card (US Dept State) Under 16years	\$ 115.00	\$ 115.00
Expedite Fee (US Dept State)	\$ 60.00	\$ 60.00
Overnight Delivery (US Dept State)	\$ 19.53	\$ 19.53
File Search Fee (US Dept State)	\$ 150.00	\$ 150.00
<b>Sheriff's Office (441): Fee Type</b>	<b>Current Rate</b>	<b>Proposed Rate</b>
Incident Report Copies	\$ 2.00	\$ 2.00
Civil Process Fee	\$ 30.00	\$ 30.00
Fingerprint Fee	\$ 15.00	\$ 15.00
Executions	\$ 30.00	\$ 30.00
<b>CONCEALED CARRY PERMITS</b>		
Regular Carry Permit	\$ 90.00	\$ 90.00
Law Enforcement Permit	\$ 45.00	\$ 45.00
Regular Carry Permit Renewal	\$ 75.00	\$ 75.00
Law Enforcement Permit Renewal	\$ 40.00	\$ 40.00
Duplicate Carry Permit Fee	\$ 15.00	\$ 15.00
<b>STORAGE - DOMESTIC VIOLENCE</b>		
Domestic Violence Storage Fee	\$ 1.00	\$ 1.00
Domestic Violence Storage Admin Fee	\$ 25.00	\$ 25.00
<b>Soil &amp; Water (498): Fee Type</b>	<b>Current Rate</b>	<b>Proposed Rate</b>
Rent No-Till Drill (rental is per acre)	\$10.00	\$ 10.00
Rent Pasture Sprayer (per 3 day rental period)	\$50.00	\$ 50.00

<b>County General Departments</b>		
<b>Tax Dept (415): Fee Type</b>	<b>Current Rate</b>	<b>Proposed Rate</b>
NSF (G.S. 105-357)	\$25 or 10% whichever is greater	\$25 or 10% whichever is greater
Garnishment (G.S. 105-368)	\$ 30.00	\$ 30.00
Beer & Wine License (on premises) (G.S. 105-113.78)	\$ 50.00	\$ 50.00
Beer & Wine License (off premises) (G.S. 105-113.78)	\$ 30.00	\$ 30.00
Advertising (Delinquent) (G.S. 105-369 & BOC) each	\$ 2.00	\$ 2.00

## Fire Marshal's Office Fire Code Permits

**(All Permits require renewal and inspections based upon inspection schedule in NC Fire Code, multiple permits may be required for business that meet more than one permit requirement)**

Code Number	Description	Current Fee	Proposed Fee
105.6.1	Aerosol Products	\$ 60.00	\$ 60.00
105.6.2	Amusement Building	\$ 50.00	\$ 50.00
105.6.3	Aviation Facilities	\$ 20.00	\$ 20.00
105.6.4	Carnivals and Fairs	\$ 50.00	\$ 50.00
105.6.5	Battery Systems	\$ 50.00	\$ 50.00
105.6.7	Combustible dust producing operation	\$ 40.00	\$ 40.00
105.6.8	Combustible fibers > 100 cu ft.	\$ 30.00	\$ 30.00
105.6.9	Compressed Gases	\$ 80.00	\$ 80.00
105.6.10	Covered Mall Buildings	\$ 40.00	\$ 40.00
105.6.11	Cryogenic Fluids	\$ 80.00	\$ 80.00
105.6.12	Cutting and Welding	\$ 60.00	\$ 60.00
105.6.13	Dry Cleaning	\$ 50.00	\$ 50.00
105.6.14	Exhibits and Trade Shows	\$ 50.00	\$ 50.00
105.6.15	Explosives	\$ 120.00	\$ 120.00
105.6.17	Flammable and Combustible Liquids	\$ 80.00	\$ 80.00
105.6.20	Fumigation and Thermal Insecticidal fog.	\$ 40.00	\$ 40.00
105.6.21	Hazardous Materials	\$ 120.00	\$ 120.00
105.6.23	High Piled Storage	\$ 40.00	\$ 40.00
105.6.25	Industrial Ovens	\$ 40.00	\$ 40.00
105.6.26	Lumber Yards and Woodworking Plants	\$ 70.00	\$ 70.00
105.6.27	Liquid or Gas Fueled Vehicles in Assembly Bldg	\$ 40.00	\$ 40.00
105.6.30	Misc Combustible Storage	\$ 50.00	\$ 50.00
105.6.33	Organic Coating	\$ 40.00	\$ 40.00
105.6.34	Places of Assembly	\$ 40.00	\$ 40.00
105.6.35	Private Fire Hydrant	\$ 50.00	\$ 50.00
105.6.36	Pyrotechnic Special Effects (FIREWORKS)	\$ 80.00	\$ 80.00
105.6.39	Repair Garages and Service Stations	\$ 60.00	\$ 60.00
105.6.41	Spraying or Dipping	\$ 80.00	\$ 80.00
105.6.42	Scrap Tire Storage and By-products	\$ 50.00	\$ 50.00
105.6.43	Tents and Canopies	\$ 40.00	\$ 40.00
105.6.45	Waste Handling and junkyards	\$ 60.00	\$ 60.00
105.6.46	Wood Products	\$ 70.00	\$ 70.00

## Fire Marshal's Office Fire Code Permits

The following permits are for new installations or next construction or replacement of existing system

Code Number	Description	Current Fee	Proposed Fee
105.7.1	Automatic Extinguishing Systems	\$ 30.00	\$ 30.00
105.7.2	Compressed Gases	\$ 30.00	\$ 30.00
105.7.3	Fire Alarm and Detection Systems and Related Equipment	\$ 30.00	\$ 30.00
105.7.4	Fire Pumps and Related Equipment	\$ 30.00	\$ 30.00
105.7.5	Flammable and Combustible Liquids (storage tank removal and installation)	\$ 100.00	\$ 100.00
105.7.6	Hazardous Materials (removal or repair of systems or tanks)	\$ 60.00	\$ 60.00
105.7.7	Industrial Ovens	\$ 30.00	\$ 30.00
105.7.9	Private Fire Hydrants (NOT DRY HYDRANTS)	\$ 50.00	\$ 50.00
105.7.10	Spraying and Dipping	\$ 40.00	\$ 40.00
105.7.11	Standpipe System	\$ 30.00	\$ 30.00
105.7.12	Temporary Membrane Structures (tents/canopies)	\$ 40.00	\$ 40.00

Inspection Fee for non permit required buildings

Up to 3,000 Sq Ft	\$ 20.00	\$ 20.00
3,000-10,000 Sq Ft	\$ 30.00	\$ 30.00

Abestos Inspection - plus actual sample and shippings costs	\$ 100.00	\$ 100.00
---	-----------	-----------

No fee required for permit for yard debris, burning or natural vegetation, farm, land, clearnir land or any burning covered by North Carolina Forestry Service Permits.

No fee required burning used for training purposes by Fire Department Personnel.

Present mandated state inspections and current inspections being performed on the follow required no permit or fees.

- Day Cares
- Group Homes
- Schools (Bi Annual)
- Foster Homes/Adoptive
- Willie "M" Homes
- Nursing Homes, for aged, etc.
- SARA/title industry inspections  
(does not exclude industry for permits required)

**LeGrand Center (55.480)**

Rooms	Space Level	Current 4 Hour	Proposed 4 Hour	Current 6 Hr	Proposed 6 Hr
Conference Room (each)	1	\$ 100.00	\$ 100.00	\$ 150.00	\$ 150.00
Ball Room Pavilion, Lobby, Executive Board Roo	1	\$ 130.00	\$ 130.00	\$ 190.00	\$ 190.00
Exhibit Hall, Atrium	2	\$ 430.00	\$ 430.00	\$ 630.00	\$ 630.00
Center Ball Room	2	\$ 490.00	\$ 490.00	\$ 720.00	\$ 720.00
Grand Ballroom	3	\$ 1,160.00	\$ 1,160.00	\$ 1,700.00	\$ 1,700.00
Entire Convention Center	3	N/A	N/A	N/A	N/A

	Space Level	Current 8 Hour	Proposed 8 Hour	Current 12 Hour	Proposed 12 Hour
Conference Room (each)	1	\$ 190.00	\$ 190.00	\$ 220.00	\$ 220.00
Ball Room Pavilion, Lobby, Executive Board Roo	1	\$ 250.00	\$ 250.00	\$ 310.00	\$ 310.00
Exhibit Hall, Atrium	2	\$ 820.00	\$ 820.00	\$ 1,140.00	\$ 1,140.00
Center Ball Room	2	\$ 940.00	\$ 940.00	\$ 1,170.00	\$ 1,170.00
Grand Ballroom	3	\$ 2,230.00	\$ 2,230.00	\$ 3,070.00	\$ 3,070.00
Entire Convention Center	3	\$ 3,900.00	\$ 3,900.00	\$ 4,830.00	\$ 4,830.00

Level 1 spaces 15% rate increase  
 Level 2 spaces 10% rate increase  
 Level 3 spaces 5% rate increase

- \*Donors receive a 30% discount on Level 1 and Level 2 spaces
- \*Donors receive a 60% discount on Level 3 spaces
- \*LeGrand Management can discount for multi-day events at discession

<b>Foothills Public Shooting Complex (470)</b>		
	<b>Current Rate</b>	<b>Proposed Rate</b>
<b>General Admission</b>		
18 years and up In County	\$ 12.00	\$ 13.00
18 years and up Out of County		\$ 15.00
17 years and down In County	\$ 7.00	\$ 8.00
17 years and down Out of County		\$ 10.00
Skeet/Trap 5-Stand Only	\$ 3.00	\$ 4.00
Archery (per round)	\$ 15.00	\$ 16.00
Archery (per round) 17 years and under	\$ 10.00	\$ 11.00
Archery (practice range only)	\$ 12.00	\$ 13.00
Archery (practice range only) 17 years and under	\$ 7.00	\$ 8.00
Spectators	\$ -	\$ -
<b>Discounted Rates on Tuesday, Wednesday, Thursday, and Friday</b>		
Seniors (65 and over)	\$ 6.00	\$ 7.00
Veterans	\$ 6.00	\$ 7.00
Disabled	\$ 6.00	\$ 7.00
Law Enforcement	\$ 6.00	\$ 7.00
NC Wildlife	\$ 6.00	\$ 7.00
Cleveland County Employees	\$ 6.00	\$ 7.00
Cops & Kids - Free Admission	\$ -	\$ -
Young Life - Free Admission	\$ -	\$ -
<b>Additional Charges</b>		
Paper Target	\$ 1.00	\$ 1.00
Target Stand	\$ 2.00	\$ 2.00
Splatter Targets - Small	\$ 1.50	\$ 1.50
Splatter Targets - Large	\$ 2.00	\$ 2.00
Shot Gun Target	\$ 2.00	\$ 2.00
Round of Skeet/Trap	\$ 6.00	\$ 6.00
5-Stand	\$ 8.00	\$ 8.00
Shotgun Rentals (Per Round)	\$ 5.00	\$ 5.00
3D Archery - Add.Round	\$ 15.00	\$ 15.00
Steel Target Use	\$ 10.00	\$ 10.00
Individual Range Rental (per hour)	\$ 35.00	\$ 31.25
Individual Range Rental (1/2 day)	\$ 125.00	\$ 125.00
Individual Range Rental (full day)	\$ 250.00	\$ 250.00
Pavilion	\$ 25.00	\$ 25.00
Concession*	10% of sales	
<b>*Or Contracted price @ discretion of Range Director</b>		
Indoor/Outdoor Training Facilities (per hour)	\$ 25.00	\$ 25.00

<b>Foothills Public Shooting Complex (470)</b>		
	<b>Current Rate</b>	<b>Proposed Rate</b>
Range Safety Officers (per hours - normal work hours) *or <b>wage cost per hours for Level 1, Level 2, CRO @ discretion of Range Director</b>	\$ 30.00	\$ 30.00
Training Center (per day)	\$ 125.00	\$ 125.00

<b>RETAIL ITEMS</b>
<b>*All items sold in range storefront are subject to change based on current market conditions* This includes but not limited to: ammo, clothing, drinks, snacks.</b>

<b>EVENT FEES</b>
<b>*Event pricing based on the event and current market conditions.</b>

<b>Environmental Health (12.541)</b>		
<b>Fee Type</b>	<b>Current Rate</b>	<b>Proposed Rate</b>
Improvement Permit and Construction Authorization (IP/CA) Backhoe Pit Option	See prior rate sheet	\$450.00 min. (\$100.00 less per
IP/CA 2 bdr (240gpd) or less. (This includes 1 bdr (120 gpd)		\$ 500.00
IP/CA 3 BDR (360 gpd)		\$ 600.00
IP/CA 4 BDR (480 gpd)		\$ 700.00
IP/CA 5 BDR (600 gpd)		\$ 800.00
IP/CA 6 BDR or more (720 gpd or more)		\$ 900.00
IP/CA Non residential		\$ 500.00
(a2) IP/CA		40% of IP/CA Cost
Engineered Option Permit (EOP)		\$ 35.00
Authorized Onsite Wastewater Evaluator(AOWE)		\$ 35.00
Pump System Fee		\$ 225.00
Type IV, V, and VI Systems Fee		\$ 350.00
Change of Permit		\$ 225.00
Existing System Inspection		\$ 225.00
Upgrade		\$225+ \$100/bdr or 120 gpd equivalent
Repair		\$ 100.00
Repair Pump Fee		\$ 175.00
Water Sample- Bacteriological		\$ 50.00
Water Sample - Inorganic		\$ 90.00
water sample Organic Chemical		\$ 100.00
Swimming Pool- Seasonal		\$ 200.00
Swimming Pool Year Round		\$ 200.00
Swimming Pool Plan Review		\$ 500.00
Tattoo Artist		\$ 225.00
Food Service Establishment Plan Review		\$ 250.00
Mobile Food Unit Plan Review		\$ 200.00
Pushcart Plan Review		\$ 150.00
Temporary Food Establishment		\$ 75.00
Limited Food Service Establishment		\$ 75.00
Well Construction Permit Including water samples		\$ 500.00
Well Change of Permit		\$ 225.00
Well Repair/upgrade Permit		\$ 225.00
Well Abandonment Permit		\$ 100.00
Administrative Fees (Refunds)		10% of the application fee or \$45.00, whichever is less

**\*\*NOTE:** The appropriate licensing or certification authorities will be notified of all violations or infractions of State rules and regulations made by on-site wastewater installers or well construction contractors. If health representative(s) have entered the property/subdivision and initiated the required evaluations(s) and/or inspection(s), the associated fee(s) are non-refundable.

<b>Environmental Health (12.541)</b>	
Fee Type	Notes
IP/CA Backhoe Pit Option	The application fee is reduced to provide a reduction in cost to the applicant if they agree to dig backhoe pits up front before the evaluation begins. This fee reduction in cost does not apply if backhoe pits are required after the evaluation begins. Many times backhoe pits are required for evaluations. (2BDR or less \$450.00, 3BDR=\$500, 4 BDR=\$600.00, 5BDR=\$700, 6 BDR=\$800) If necessary, any applicable pump and engineered system fees will also be collected.
IP/CA 2 bdr (240gpd) or less.	This application fee is required for applications of 2 Bedroom (240 gpd) or less. * Fees are not reduced after the evaluation begins.
IP/CA 3 BDR (360 gpd)	This application fee is required for applications of 3 Bedroom (360 gpd). * Fees are not reduced after the evaluation begins.
IP/CA 4 BDR (480 gpd)	This application fee is required for applications of 4 Bedroom (480 gpd). * Fees are not reduced after the evaluation begins.
IP/CA 5 BDR (600 gpd)	This application fee is required for applications of 5 Bedroom (600 gpd). * Fees are not reduced after the evaluation begins.
IP/CA 6 BDR or more (720 gpd or more)	This application fee is required for applications of 6 Bedroom (720 gpd). * Fees are not reduced after the evaluation begins.
IP/CA Nonresidential	This application fee is required for improvement permits that will serve a non-residential/ business wastewater system. This application will also be subject to additional fees for pump, type IV, V, and VI systems fees if applicable.
(a2) IP/CA	This application fee is for G.S. 130A-335(a2) Improvement Permits. G.S 130A-335 (a6) "The local health department may assess a fee for the Construction Authorization, or the Improvement Permit/Construction Authorization combination permit of up to forty percent (40%) of the fee established for similar systems permitted by the local health department". This application will also be subject to additional fees for pump, type IV, V, and VI systems fees if applicable.
Engineered Option Permit (EOP)	This application fee is required based on G.S 130A-336.1.(n). - The local health department may assess an administrative fee of no more than thirty-five dollars (\$35.00) for filing costs.
Authorized Onsite Wastewater Evaluator(AOWE)	This application fee is required based on 130A-336.2.(n). The local health department may assess an administrative fee of no more than thirty-five dollars (\$35.00) for filing costs.
Pump System Fee	This application fee is for systems that requires a pump and related components.
Type IV, V, and VI Systems Fee	This fee is required for systems that are designated as type IV, V, and VI. These systems usually require engineered plans.
Change of Permit	This application fee is required when the original design of the Improvement Permit is necessary and there is no change in location of system area or number of bedrooms/daily design flow. If the system area changes a new IP/CA will be required.
Existing System Inspection	This application is required when improvements are made to properties that have existing systems, such as footprint additions, outbuildings, swimming pools, etc. This application does not apply to changes in daily design flow/ bedroom additions.
Upgrade	This application fee is required for increases in daily design flow of an existing system or existing Improvement Permit such as an increase in bedrooms. The application fee is \$225.00, plus \$100.00 per 1 bedroom/ 120 gallons per day increase in daily design flow.

<b>Environmental Health (12.541)</b>	
Fee Type	Notes
Repair	This application fee is required for repair permits. Fee is charged after a permit is issued. Fees do not apply for repair work that does not require a permit. This application will also be subject to additional fees for Repair pump fee, and type IV, V, and VI systems fees if
Repair Pump Fee	This fee is for repair permits that require a pump. This fee is charged in addition to the repair permit fee and will be required upon issuance of the permit.
Water Sample- Bacteriological	This application fee is required for bacteriological water samples. Samples are collected at the property by the specialist and sent to the NC Public Health State Lab for analysis. Fees may be waived with physicians
Water Sample - Inorganic	This application fee is required for inorganic chemical water samples. Samples are collected at the property by the specialist and sent to the NC Public Health State Lab for analysis. Fees may be waived with physicians note.
water sample Organic Chemical	This application fee is required for organic chemical, petroleum and pesticide water samples. Samples are collected at the property by the specialist and sent to the NC Public Health State Lab for analysis. Other water sample types may be collected upon request and consultation with state lab. Fees may be waived with physicians note.
Swimming Pool- Seasonal	This application fee is required for a Seasonal Pool Operations permit.
Swimming Pool Year Round	This application fee is required for a Year Round Pool Operations permit.
Swimming Pool Plan Review	This application fee is required for a public swimming pool plan review.
Tattoo Artist	This application fee is charged for a Tattoo Artist Permit.
Food Service Establishment Plan Review	This application fee is required for a Food Service Plan Review.
Mobile Food Unit Plan Review	This application fee is required for Mobile Food Unit Plan Reviews
Pushcart Plan Review	This application fee is required for Push Cart Plan Reviews
Temporary Food Establishment	This application fee is required for Temporary Foodservice
Limited Food Service Establishment	This application fee is required for Limited Foodservice Establishments.
Well Construction Permit Including water samples	This application fee is required for the construction of a New Private drinking water well.
Well Change of Permit	This application fee is required when the original design of a well construction permit changes.
Well Repair/upgrade Permit	This application fee is required for permitted repair and upgrade work of private drinking water wells.
Well Abandonment Permit	This application fee is required for all well abandonment permits.
Administrative Fees (Refunds)	
<p><b>**NOTE:</b> The appropriate licensing or certification authorities will be notified of all violations or infractions of State rules and regulations made by on-site wastewater installers or well construction contractors. If health representative(s) have entered the property/subdivision and initiated the required evaluations(s) and/or inspection(s), the associated fee(s) are non-</p>	

## Public Health Department

### Master Fee Schedule - Dental Clinic (12.544)

(Fees subject to change - based on Medicaid Rates)

Code	Description	Charge Amount
D0120	Periodic Oral Evaluation	\$ 40.00
D0140	Limited Oral Evaluation - Problem Focused	\$ 57.00
D0145	Oral Evaluation For A Patient Under Three Years Of Age And Counseling With Primary Caregiver	\$ 55.00
D0150	Comprehensive Oral Evaluation - New Or Established Patient	\$ 69.00
D0160	Detailed And Extensive Oral Evaluation - Problem Focused, By Report	\$ 105.00
D0170	Re-Evaluation - Limited, Problem Focused (Established Patient; Not Post-Operative Visit)	\$ 44.00
D0210	Intraoral - Complete Series (Including Bitewings)	\$ 111.00
D0220	Intraoral -Periapical First Film	\$ 23.00
D0230	Intraoral - Periapical Each Additional Film	\$ 19.00
D0240	Intraoral - Occlusal Film	\$ 25.00
D0270	Bitewing - Single Film	\$ 17.00
D0272	Bitewings - Two Films	\$ 28.00
D0273	Bitewings - Three Films	\$ 39.00
D0274	Bitewings - Four Films	\$ 49.00
D0330	Panoramic Film	\$ 91.00
D0473	Accession Of Tissue, Gross And Microscopic Examination	\$ 75.00
D1110	Prophylaxis - Adult	\$ 59.00
D1120	Prophylaxis - Child	\$ 42.00
D1206	Topical Fluoride Varnish; Therapeutic Application For Moderate To High Caries Risk Patients	\$ 24.00
D1351	Sealant - Per Tooth	\$ 44.00
D1510	Space Maintainer - Fixed - Unilateral	\$ 294.00
D2140	Amalgam - One Surface, Primary Or Permanent	\$ 109.00
D2150	Amalgam - Two Surfaces, Primary Or Permanent	\$ 139.00
D2160	Amalgam - Three Surfaces, Primary Or Permanent	\$ 160.00
D2161	Amalgam - Four Or More Surfaces, Primary Or Permanent	\$ 177.00
D2330	Resin-Based Composite - One Surface, Anterior	\$ 101.00
D2331	Resin-Based Composite - Two Surfaces, Anterior	\$ 125.00
D2332	Resin-Based Composite - Three Surfaces, Anterior	\$ 148.00
D2335	Resin-Based Composite - Four Or More Surfaces Or Involving Incisal Angle (Anterior)	\$ 188.00
D2391	Resin-Based Composite - One Surface, Posterior	\$ 117.00
D2392	Resin-Based Composite - Two Surfaces, Posterior	\$ 155.00
D2393	Resin-Based Composite - Three Surfaces, Posterior	\$ 189.00
D2394	Resin-Based Composite - Four Or More Surfaces, Posterior	\$ 229.00

## Public Health Department

### Master Fee Schedule - Dental Clinic (12.544)

(Fees subject to change - based on Medicaid Rates)

Code	Description	Charge Amount
D2930	Prefabricated Stainless Steel Crown - Primary Tooth	\$ 222.00
D2931	Prefabricated Stainless Steel Crown - Permanent Tooth	\$ 239.00
D2940	Sedative Filling	\$ 61.00
D2950	Core Buildup, Including Any Pins	\$ 151.00
D3220	Therapeutic Pulpotomy (Excluding Final Restoration)	\$ 125.00
D3230	Pulpal Therapy (Resorbable Filling) - Anterior, Primary Tooth (Excluding Final Restoration)	\$ 221.00
D3240	Pulpal Therapy (Resorbable Filling) - Posterior, Primary Tooth (Excluding Final Restoration)	\$ 294.00
D3310	Endodontic Therapy, Anterior Tooth (Excluding Final Restoration)	\$ 437.00
D3320	Endodontic Therapy, Bicuspid Tooth (Excluding Final Restoration)	\$ 516.00
D3330	Endodontic Therapy, Molar (Excluding Final Restoration)	\$ 631.00
D4341	Periodontal Scaling And Root Planing - Four Or More Contiguous Teeth Per Quadrant	\$ 155.00
D4342	Periodontal Scaling And Root Planing - One To Three Teeth Per Quadrant	\$ 90.00
D4346	Scaling In Presence Of Generalized Moderate Or Severe Gingival Inflammation - Full Mouth, After Oral Evaluation	\$ 59.00
D4355	Full Mouth Debridement To Enable Comprehensive Evaluation And Diagnosis	\$ 104.00
D7111	Extraction, Coronal Remnants - Deciduous Tooth	\$ 79.00
D7140	Extraction, Erupted Tooth Or Exposed Root	\$ 98.00
D7210	Surgical Removal Of Erupted Tooth	\$ 168.00
D7220	Removal Of Impacted Tooth - Soft Tissue	\$ 191.00
D7230	Removal Of Impacted Tooth - Partially Bony	\$ 256.00
D7240	Removal Of Impacted Tooth - Completely Bony	\$ 298.00
D7250	Surgical Removal Of Residual Tooth Roots (Cutting Procedure)	\$ 183.00
D7270	Tooth Reimplantation And/Or Stabilization Of Accidentally Evulsed Or Displaced Tooth	\$ 326.00
D7280	Surgical Access Of An Unerupted Tooth	\$ 293.00
D7285	Biopsy Of Oral Tissue - Hard (Bone, Tooth)	\$ 210.00
D7310	Alveoloplasty In Conjunction With Extractions - Four Or More Tooth Spaces, Per Quadrant	\$ 159.00
D7510	Incision And Drainage Of Abscess - Intraoral Soft Tissue	\$ 171.00
D7530	Removal Of Foreign Body From Mucosa, Skin Or Subcutaneous Alveolar Tissue	\$ 195.00
D7971	Excision Of Pericoronal Gingiva	\$ 235.00
D9110	Palliative (Emergency) Treatment Of Dental Pain - Minor Procedure	\$ 66.00

## Public Health Department

### Master Fee Schedule - Dental Clinic (12.544)

(Fees subject to change - based on Medicaid Rates)

Code	Description	Charge Amount
D9230	Analgesia, Anxiolysis, Inhalation Of Nitrous Oxide	\$ 66.00
D9440	Office Visit - After Regularly Scheduled Hours	\$ 90.00
D9610	Therapeutic Parenteral Drug, Single Administration	\$ 54.00

## Health Department

**Master Fee Schedule - Clinics (Fund 12)**

(Fees subject to change - based on Medicaid Rates)

Serial Number	CPTCode	CPTTitle	MOD1	MOD2	Units	ChargeAmount	Allowed Charge Amount
1	99384	1st preventive medicine new patient age 12-17 yr	FP	25	1	\$ 211.00	\$ 211.00
2	99384	1st preventive medicine new patient age 12-17 yr	EP	25	1	\$ 115.00	\$ 115.00
3	99384	1st preventive medicine new patient age 12-17 yr			1	\$ 211.00	\$ 211.00
4	99385	1st preventive medicine new patient age 18-39yrs	FP	25	1	\$ 210.00	\$ 210.00
5	99385	1st preventive medicine new patient age 18-39yrs			1	\$ 210.00	\$ 210.00
6	99385	1st preventive medicine new patient age 18-39yrs	EP	25	1	\$ 115.00	\$ 115.00
7	99386	1st preventive medicine new patient age 40-64yrs			1	\$ 250.00	\$ 250.00
8	99387	1st preventive medicine new patient age 65yrs->			1	\$ 270.00	\$ 270.00
9	84702	24 hour urine human chorionic gonadotropin (HCG) measurement			1	\$ 32.00	\$ 32.00
10	82951	3 hour glucose tolerance test			1	\$ 20.00	\$ 20.00
11	81220	97-mutation cystic fibrosis expanded mutation detection panel			1	\$ -	\$ -
12	90651	9vHPV vaccine 3 dose schedule for IM use			1	\$ 370.00	\$ 370.00
13	86900	A blood group typing			1	\$ 4.00	\$ 4.00
14	76805	Abdominal ultrasound of pregnant uterus (greater or equal to 14 weeks 0 days) single or first fetus			1	\$ 147.00	\$ 147.00
15	76802	Abdominal ultrasound of pregnant uterus (less than 14 weeks 0 days)			1	\$ 75.00	\$ 75.00
16	76801	Abdominal ultrasound of pregnant uterus (less than 14 weeks 0 days) single or first fetus			1	\$ 132.00	\$ 132.00
17	87149	Acid fast bacillus (AFB) organism identification by DNA probe			1	\$ 8.00	\$ 8.00
18	92567	Acoustic impedance test			1	\$ 25.00	\$ 25.00
19	90670	Administration of 13 valent pneumococcal vaccine, pediatric dosage	SL		1	\$ -	\$ -
20	94664	Administration of albuterol via nebulizer			1	\$ 34.00	\$ 34.00
21	96161	Administration of caregiver-focused health risk assessment instrument (eg, depression inventory) for the benefit of the patient, with scoring and documentation, per standardized	EP		1	\$ 10.00	\$ 10.00
22	96161	Administration of caregiver-focused health risk assessment instrument (eg, depression inventory) for the benefit of the patient, with scoring and documentation, per standardized			1	\$ 10.00	\$ 10.00
23	90715	Administration of combined diphtheria, tetanus, and pertussis vaccine			1	\$ 69.00	\$ 69.00
24	90636	Administration of combined hepatitis A and B vaccine	SL		1	\$ -	\$ -
25	90714	Administration of diphtheria and adsorbed tetanus toxoid preservative free vaccine in adult patient	SL		1	\$ -	\$ -
26	90696	Administration of diphtheria, tetanus, acellular pertussis, and inactivated polio vaccine	SL		1	\$ -	\$ -
27	90696	Administration of diphtheria, tetanus, acellular pertussis, and inactivated polio vaccine			1	\$ 76.00	\$ 76.00
28	90700	Administration of diphtheria, tetanus, and acellular pertussis vaccine			1	\$ 36.00	\$ 36.00
29	90710	Administration of first measles, mumps, rubella, and varicella (MMRV) vaccine	SL		1	\$ -	\$ -
30	90716	Administration of first varicella vaccination	SL		1	\$ -	\$ -
31	90632	Administration of hepatitis A virus vaccine in adult	SL		1	\$ -	\$ -
32	90632	Administration of hepatitis A virus vaccine in adult			1	\$ 106.00	\$ 106.00
33	G0010	Administration of hepatitis b vaccine			1	\$ 30.00	\$ 30.00
34	90744	Administration of hepatitis B vaccine, pediatric/adolescent dosage	SL		1	\$ -	\$ -
35	G0008	Administration of influenza virus vaccine			1	\$ 30.00	\$ 30.00
36	94640	Administration of nebulizer treatment			1	\$ 15.00	\$ 15.00
37	90473	Administration of oral vaccine	EP		1	\$ 30.00	\$ 30.00
38	96160	Administration of patient-focused health risk assessment instrument (eg, health hazard appraisal) with scoring and documentation, per standardized instrument	EP		1	\$ 10.00	\$ 10.00
39	96160	Administration of patient-focused health risk assessment instrument (eg, health hazard appraisal) with scoring and documentation, per standardized instrument			1	\$ 10.00	\$ 10.00
40	0074A	Administration of Pfizer-BioNTech Covid-19 Pediatric Vaccine	EP		1	\$ 65.00	\$ 65.00
41	0074A	Administration of Pfizer-BioNTech Covid-19 Pediatric Vaccine			1	\$ 65.00	\$ 65.00
42	90732	Administration of pneumococcal polysaccharide vaccine (PPV)	SL		1	\$ -	\$ -
43	G0009	Administration of pneumococcal vaccine			1	\$ 30.00	\$ 30.00
44	96381	Administration of respiratory syncytial virus, monoclonal antibody, seasonal dose by intramuscular injection			1	\$ 30.00	\$ 30.00
45	96381	Administration of respiratory syncytial virus, monoclonal antibody, seasonal dose by intramuscular injection	EP		1	\$ 30.00	\$ 30.00
46	96380	Administration of respiratory syncytial virus, monoclonal antibody, seasonal dose by intramuscular injection, with counseling by physician or other qualified health care			1	\$ 30.00	\$ 30.00
47	96380	Administration of respiratory syncytial virus, monoclonal antibody, seasonal dose by intramuscular injection, with counseling by physician or other qualified health care	EP		1	\$ 30.00	\$ 30.00
48	90680	Administration of rotavirus vaccine on 3 dose schedule			1	\$ 106.00	\$ 106.00
49	90746	Administration of single dose of hepatitis B vaccine in patient older than 20 years	SL		1	\$ -	\$ -
50	90715	Administration of Tdap vaccine	SL		1	\$ -	\$ -
51	90714	Administration of tetanus and diphtheria toxoids (Td)			1	\$ 46.00	\$ 46.00
52	87070	Aerobic bacterial culture of synovial fluid			1	\$ 20.00	\$ 20.00

## Health Department

**Master Fee Schedule - Clinics (Fund 12)**

(Fees subject to change - based on Medicaid Rates)

Serial Number	CPTCode	CPTTitle	MOD1	MOD2	Units	ChargeAmount	Allowed Charge Amount
53	82105	AFP			1	\$ -	\$ -
54	99408	Alcohol and/or substance abuse screening and intervention, 15-30 minutes	EP		1	\$ 42.00	\$ 42.00
55	99408	Alcohol and/or substance abuse screening and intervention, 15-30 minutes			1	\$ 42.00	\$ 42.00
56	99409	Alcohol and/or substance abuse screening and intervention, greater than 30 minutes			1	\$ 81.00	\$ 81.00
57	86695	Analysis for antibody to Herpes simplex virus, type 1			1	\$ 61.00	\$ 61.00
58	86696	Analysis for antibody to Herpes simplex virus, type 2			1	\$ 61.00	\$ 61.00
59	99394	Annual examination of established patient 12 to 17 years of age	FP		1	\$ 185.00	\$ 185.00
60	99394	Annual examination of established patient 12 to 17 years of age			1	\$ 185.00	\$ 185.00
61	99394	Annual examination of established patient 12 to 17 years of age	EP	25	1	\$ 115.00	\$ 115.00
62	99394	Annual examination of established patient 12 to 17 years of age	FP	25	1	\$ 185.00	\$ 185.00
63	99394	Annual examination of established patient 12 to 17 years of age	EP		1	\$ 115.00	\$ 115.00
64	99394	Annual examination of established patient 12 to 17 years of age	25		1	\$ 185.00	\$ 185.00
65	G0438	Annual Wellness Visit, Initial (AWV),			1	\$ 250.00	\$ 250.00
66	86901	Antenatal Rh antibody screening			1	\$ 4.00	\$ 4.00
67	59425	Antepartum care only 4-6 visits			1	\$ 708.00	\$ 708.00
68	59426	Antepartum care only 7 or more visits			1	\$ 1,263.00	\$ 1,263.00
69	99188	Application of dental fluoride varnish			1	\$ 25.00	\$ 25.00
70	84520	Arterial blood urea nitrogen (BUN) measurement			1	\$ 4.00	\$ 4.00
71	92551	Audiology evaluation of both ears	EP		1	\$ -	\$ -
72	92551	Audiology evaluation of both ears			1	\$ 12.50	\$ 12.50
73	85025	Automated complete blood count (CBC) with differential white blood cell (WBC) count			1	\$ 15.00	\$ 15.00
74	88142	Automated thin prep Papanicolaou smear with manual screening			1	\$ 28.00	\$ 28.00
75	81003	Automated urinalysis test			1	\$ 7.00	\$ 7.00
76	87077	Bacterial culture for aerobic isolates			1	\$ 12.00	\$ 12.00
77	87081	Bacterial culture screen			1	\$ 15.00	\$ 15.00
78	87088	Bacterial culture with isolation			1	\$ 12.00	\$ 12.00
79	87205	Bacterial Gram stain			1	\$ 10.00	\$ 10.00
80	87086	Bacterial urine culture			1	\$ 21.00	\$ 21.00
81	94010	Baseline pulmonary function test (PFT)			1	\$ 60.00	\$ 60.00
82	80048	Basic metabolic panel			1	\$ 5.00	\$ 5.00
83	84403	Bioavailable testosterone measurement in male			1	\$ 15.00	\$ 15.00
84	57500	Biopsy of cervix			1	\$ 130.00	\$ 130.00
85	58100	Biopsy of endometriosis			1	\$ 130.00	\$ 130.00
86	56605	Biopsy of vulva			1	\$ 100.00	\$ 100.00
87	S9442	Birth classes, non-physician provider, per session			1	\$ 15.00	\$ 15.00
88	82465	Blood cholesterol measurement			1	\$ 10.00	\$ 10.00
89	36415	Blood draw, venipuncture			1	\$ 10.00	\$ 10.00
90	82947	Blood glucose measurement at point of care as ordered			1	\$ 10.00	\$ 10.00
91	86850	Blood group antibody screening			1	\$ 3.00	\$ 3.00
92	83036	Blood hemoglobin A1c/total hemoglobin ratio	FP	QW	1	\$ 17.00	\$ 17.00
93	83036	Blood hemoglobin A1c/total hemoglobin ratio	OB	QW	1	\$ -	\$ -
94	85018	Blood hemoglobin measurement	QW		1	\$ 10.00	\$ 10.00
95	85018	Blood hemoglobin measurement			1	\$ 10.00	\$ 10.00
96	85018	Blood hemoglobin measurement	FP	QW	1	\$ 10.00	\$ 10.00
97	86803	Blood hepatitis C virus (HCV) antibody assay			1	\$ 17.00	\$ 17.00
98	86735	Blood mumps virus antibody assay			1	\$ 14.00	\$ 14.00
99	83020	Blood protein electrophoresis			1	\$ 6.00	\$ 6.00
100	83986	Body fluid pH			1	\$ 10.00	\$ 10.00
101	94200	Breathing capacity test			1	\$ 31.00	\$ 31.00
102	96127	Brief behavioral health assessment with scoring and documentation using standardized instrument			1	\$ 6.00	\$ 6.00
103	96127	Brief behavioral health assessment with scoring and documentation using standardized instrument	EP		1	\$ 6.00	\$ 6.00
104	84439	Calculated free thyroxine (FT4) measurement			1	\$ 8.00	\$ 8.00
105	85027	CBC wo diff			1	\$ 12.00	\$ 12.00
106	86694	Cerebrospinal fluid herpes simplex virus (HSV) antibody assay			1	\$ 20.00	\$ 20.00
107	87621	Cervical human papilloma virus (HPV) 6+11+42+43+44 DNA detection by amplified probe technique			1	\$ 36.25	\$ 36.25
108	87624	Cervical human papillomavirus (HPV) 16+18+31+33+35+39+45+51+52+56+58+59+68 DNA detection by amplified probe technique			1	\$ 43.00	\$ 43.00
109	87591	Cervical mucus Neisseria gonorrhoeae DNA detection by amplified probe technique	90		1	\$ 21.00	\$ 21.00

## Health Department

**Master Fee Schedule - Clinics (Fund 12)**  
**(Fees subject to change - based on Medicaid Rates)**

Serial Number	CPTCode	CPTTitle	MOD1	MOD2	Units	ChargeAmount	Allowed Charge Amount
110	88305	Cervical tissue to pathology	TC		2	\$ 136.00	\$ 136.00
111	88305	Cervical tissue to pathology	26		2	\$ 67.00	\$ 67.00
112	87210	Cervical wet prep			2	\$ 30.00	\$ 30.00
113	46900	Chemical destruction of lesion of anus			1	\$ 201.00	\$ 201.00
114	54050	Chemoablation, lesion, penis, simple			1	\$ 125.00	\$ 125.00
115	87491	Chlamydia RNA TMA	90		1	\$ 21.00	\$ 21.00
116	90625	Cholera vaccine live, adult dosage, 1 dose schedule, for oral use			1	\$ 354.00	\$ 354.00
117	80053	CMP (comprehensive metabolic panel)			1	\$ 6.00	\$ 6.00
118	85379	Coagulation function measurement			1	\$ 42.00	\$ 42.00
119	81025	Collection of urine specimen for urine pregnancy test			1	\$ 15.00	\$ 15.00
120	57454	Colposcopy cervix bx cervix & endocrv curretage			1	\$ 185.00	\$ 185.00
121	57456	Colposcopy of cervix with endocervical curettage			1	\$ 140.00	\$ 140.00
122	57452	Colposcopy of cervix without biopsy			1	\$ 150.00	\$ 150.00
123	57455	Colposcopy with biopsy of cervix			1	\$ 150.00	\$ 150.00
124	99215	Complex evaluation and management of established patient	FP	25	1	\$ 228.00	\$ 228.00
125	99215	Complex evaluation and management of established patient			1	\$ 228.00	\$ 228.00
126	99215	Complex evaluation and management of established patient	OB		1	\$ -	\$ -
127	99205	Complex new patient outpatient visit	FP		1	\$ 306.00	\$ 306.00
128	99205	Complex new patient outpatient visit	25		1	\$ 306.00	\$ 306.00
129	99205	Complex new patient outpatient visit			1	\$ 306.00	\$ 306.00
130	99205	Complex new patient outpatient visit	OB		1	\$ -	\$ -
131	99205	Complex new patient outpatient visit	FP	25	1	\$ 306.00	\$ 306.00
132	99215	Comprehensive evaluation of established patient	FP		1	\$ 228.00	\$ 228.00
133	99215	Comprehensive evaluation of established patient	25		1	\$ 228.00	\$ 228.00
134	92014	Comprehensive eye exam for established patient			1	\$ 20.00	\$ 20.00
135	92004	Comprehensive eye exam for new patient			1	\$ 20.00	\$ 20.00
136	58301	Contraception, device intrauterine, removal			1	\$ 120.00	\$ 120.00
137	S4993	Contraceptive pills for birth control			1	\$ 3.50	\$ 3.50
138	J7303	Contraceptive supply, hormone containing vaginal ring, each			1	\$ 20.00	\$ 20.00
139	82533	Cortisol (hormone) measurement			1	\$ 45.00	\$ 45.00
140	99406	Counseling about tobacco use for 1 to 3 minutes			1	\$ 15.00	\$ 15.00
141	82570	Creatinine level to test for kidney function or muscle injury			1	\$ 9.00	\$ 9.00
142	57505	Curettage, endocervical			1	\$ 115.00	\$ 115.00
143	82607	Cyanocobalamin (vitamin B-12) level			1	\$ 7.00	\$ 7.00
144	82627	Dehydroepiandrosterone (DHEA-S) hormone level			1	\$ 100.00	\$ 100.00
145	57511	Destruction of lesion of cervix by cryosurgery			1	\$ 175.00	\$ 175.00
146	54065	Destruction of multiple penile growths			1	\$ 211.00	\$ 211.00
147	17000	Destruction of skin growth			1	\$ 72.00	\$ 72.00
148	56501	Destruction, lesion, vulva, simple			1	\$ 145.00	\$ 145.00
149	87491	Detection test for chlamydia			1	\$ 40.00	\$ 40.00
150	87491	Detection test for chlamydia	FP		1	\$ 40.00	\$ 40.00
151	87389	Detection test for HIV-1 and HIV-2			1	\$ 18.00	\$ 18.00
152	87591	Detection test for Neisseria gonorrhoeae (gonorrhoeae bacteria)	FP		1	\$ 40.00	\$ 40.00
153	87591	Detection test for Neisseria gonorrhoeae (gonorrhoeae bacteria)			1	\$ 40.00	\$ 40.00
154	87807	Detection test for respiratory syncytial virus (RSV)			1	\$ 18.00	\$ 18.00
155	87661	Detection test for Trichomonas vaginalis (genital parasite)	FP		1	\$ 38.00	\$ 38.00
156	87661	Detection test for Trichomonas vaginalis (genital parasite)			1	\$ 38.00	\$ 38.00
157	57170	Diaphragm fitting			1	\$ 105.00	\$ 105.00
158	90698	Diphtheria, tetanus, pertussis, polio and Haemophilus influenzae B vaccination	SL		1	\$ -	\$ -
159	26010	Drainage of finger abscess			1	\$ 225.00	\$ 225.00
160	80301	Drug screen			1	\$ 35.00	\$ 35.00
161	90700	DTaP immunization	SL		1	\$ -	\$ -
162	90698	DTaP-HIB-IPV inactivated vaccine IM			1	\$ 143.00	\$ 143.00
163	69210	Ear wax removal			1	\$ 75.00	\$ 75.00
164	93000	ECG (electrocardiogram)			1	\$ 35.00	\$ 35.00
165	99407	Education about smoking cessation for greater than 10 minutes			1	\$ 29.00	\$ 29.00
166	80051	Electrolyte panel			1	\$ 5.00	\$ 5.00
167	99213	EPSDT office visit, expanded problem-focused, established patient	FP	25	1	\$ 98.00	\$ 98.00
168	99213	EPSDT office visit, expanded problem-focused, established patient	OB		1	\$ -	\$ -
169	99392	EPSDT preventive office visit, established patient 1-4 years old			1	\$ 115.00	\$ 115.00
170	99392	EPSDT preventive office visit, established patient 1-4 years old	EP		1	\$ 115.00	\$ 115.00
171	99395	EPSDT preventive office visit, established patient 18-39 years old	EP	25	1	\$ 115.00	\$ 115.00

## Health Department

**Master Fee Schedule - Clinics (Fund 12)**

(Fees subject to change - based on Medicaid Rates)

Serial Number	CPTCode	CPTTitle	MOD1	MOD2	Units	ChargeAmount	Allowed Charge Amount
172	99395	EPSDT preventive office visit, established patient 18-39 years old	FP		1	\$ 180.00	\$ 180.00
173	99395	EPSDT preventive office visit, established patient 18-39 years old	FP	25	1	\$ 180.00	\$ 180.00
174	99395	EPSDT preventive office visit, established patient 18-39 years old	EP		1	\$ 115.00	\$ 115.00
175	99395	EPSDT preventive office visit, established patient 18-39 years old			1	\$ 180.00	\$ 180.00
176	99395	EPSDT preventive office visit, established patient 18-39 years old	25		1	\$ 180.00	\$ 180.00
177	99393	EPSDT preventive office visit, established patient 5-11 years old	EP		1	\$ 115.00	\$ 115.00
178	99393	EPSDT preventive office visit, established patient 5-11 years old	FP		1	\$ 183.00	\$ 183.00
179	99393	EPSDT preventive office visit, established patient 5-11 years old			1	\$ 183.00	\$ 183.00
180	99384	EPSDT preventive office visit, new patient 12-17 years old	EP		1	\$ 115.00	\$ 115.00
181	99384	EPSDT preventive office visit, new patient 12-17 years old	FP		1	\$ 211.00	\$ 211.00
182	99384	EPSDT preventive office visit, new patient 12-17 years old			1	\$ 211.00	\$ 211.00
183	99382	EPSDT preventive office visit, new patient 1-4 years old	EP		1	\$ 115.00	\$ 115.00
184	99382	EPSDT preventive office visit, new patient 1-4 years old	EP	25	1	\$ 115.00	\$ 115.00
185	99382	EPSDT preventive office visit, new patient 1-4 years old			1	\$ 115.00	\$ 115.00
186	99382	EPSDT preventive office visit, new patient 1-4 years old	25		1	\$ 115.00	\$ 115.00
187	99383	EPSDT preventive office visit, new patient 5-11 years old	FP	25	1	\$ 195.00	\$ 195.00
188	99383	EPSDT preventive office visit, new patient 5-11 years old	25		1	\$ 195.00	\$ 195.00
189	99383	EPSDT preventive office visit, new patient 5-11 years old	FP		1	\$ 195.00	\$ 195.00
190	99383	EPSDT preventive office visit, new patient 5-11 years old	EP	25	1	\$ 115.00	\$ 115.00
191	99383	EPSDT preventive office visit, new patient 5-11 years old			1	\$ 195.00	\$ 195.00
192	99383	EPSDT preventive office visit, new patient 5-11 years old	EP		1	\$ 115.00	\$ 115.00
193	99381	EPSDT preventive office visit, new patient under 1 year old	25		1	\$ 115.00	\$ 115.00
194	99381	EPSDT preventive office visit, new patient under 1 year old			1	\$ 115.00	\$ 115.00
195	99381	EPSDT preventive office visit, new patient under 1 year old	EP	25	1	\$ 115.00	\$ 115.00
196	86663	Epstein-Barr (EB) virus, early antigen (EA) antibody			1	\$ 6.00	\$ 6.00
197	99397	Established patient periodic preventive medicine examination, age 65 years and older	25		1	\$ 220.00	\$ 220.00
198	99214	Established: Detailed	FP	25	1	\$ 153.00	\$ 153.00
199	99212	Established: Problem Focused	OB		1	\$ -	\$ -
200	99212	Established: Problem Focused	FP	25	1	\$ 72.00	\$ 72.00
201	J7307	Etonogestrel (contraceptive) implant system, including implant and supplies			1	\$ 680.00	\$ 680.00
202	J7307	Etonogestrel (contraceptive) implant system, including implant and supplies	FP	UD	1	\$ 546.01	\$ 546.01
203	87185	Evaluation of antimicrobial drug (antibiotic, antifungal, antiviral)			1	\$ 16.00	\$ 16.00
204	99392	Examination of established patient 1 to 4 years of age	EP	25	1	\$ 115.00	\$ 115.00
205	99392	Examination of established patient 1 to 4 years of age	25		1	\$ 115.00	\$ 115.00
206	99213	Expanded, problem-focused office visit for established patient under Early Periodic Screening, Diagnosis, and Treatment (EPSDT) Program	25		1	\$ 98.00	\$ 98.00
207	99213	Expanded, problem-focused office visit for established patient under Early Periodic Screening, Diagnosis, and Treatment (EPSDT) Program			1	\$ 98.00	\$ 98.00
208	99213	Expanded, problem-focused office visit for established patient under Early Periodic Screening, Diagnosis, and Treatment (EPSDT) Program	FP		1	\$ 98.00	\$ 98.00
209	58300	Family planning, IUD (intrauterine device) insertion			1	\$ 105.00	\$ 105.00
210	90846	Family psychotherapy			1	\$ 118.00	\$ 118.00
211	90847	Family psychotherapy including patient			1	\$ 124.00	\$ 124.00
212	89060	Fern test			1	\$ 15.00	\$ 15.00
213	82728	Ferritin			1	\$ 7.00	\$ 7.00
214	81511	Fetal congenital abnormalities, biochemical assays of four analytes (afp, ue3, hcg [any form], dia) utilizing maternal serum, algorithm reported as a risk score			1	\$ -	\$ -
215	59025	Fetal non-stress test			1	\$ 65.00	\$ 65.00
216	82746	Folic acid level			1	\$ 7.00	\$ 7.00
217	83001	Follicle stimulating hormone (FSH) gonadotropin assay			1	\$ 9.00	\$ 9.00
218	76816	Follow-up obstetrical ultrasound with transvaginal view			1	\$ 113.00	\$ 113.00
219	69200	Foreign body removal, external auditory canal, without general anesthesia			1	\$ 130.00	\$ 130.00
220	81243	Gene analysis (fragile X mental retardation) abnormal alleles			1	\$ -	\$ -
221	80050	General health panel			1	\$ 19.00	\$ 19.00
222	81443	Genetic testing for severe inherited conditions			1	\$ -	\$ -
223	82962	Glucose home device			1	\$ 5.00	\$ 5.00
224	82950	Glucose level post glucose dose			1	\$ 15.00	\$ 15.00
225	82977	Glutamyltransferase (liver enzyme) level			1	\$ 5.00	\$ 5.00
226	83002	Gonadotropin; luteinizing hormone (LH)			1	\$ 9.00	\$ 9.00
227	90853	Group psychotherapy			1	\$ 33.00	\$ 33.00
228	82952	GTT each additional specimen beyond 3 specimens			1	\$ 10.00	\$ 10.00
229	86677	H pylori ab			1	\$ 13.00	\$ 13.00
230	99000	Handling of lab specimen			1	\$ 5.00	\$ 5.00

## Health Department

**Master Fee Schedule - Clinics (Fund 12)**

(Fees subject to change - based on Medicaid Rates)

Serial Number	CPTCode	CPTTitle	MOD1	MOD2	Units	ChargeAmount	Allowed Charge Amount
231	83036	HbA1c			1	\$ 4.50	\$ 4.50
232	83718	HDL cholesterol level			1	\$ 3.00	\$ 3.00
233	83036	Hemoglobin A1c	QW		1	\$ 17.00	\$ 17.00
234	83021	Hemoglobin analysis and measurement			1	\$ 32.00	\$ 32.00
235	90648	Hemophilus influenza B vaccine prp-t 4 dose IM			1	\$ 26.00	\$ 26.00
236	80076	Hepatic function panel			1	\$ 5.00	\$ 5.00
237	90636	Hepatitis A & B vaccine HepA-HepB adult IM			1	\$ 161.00	\$ 161.00
238	90633	Hepatitis A vaccine pediatric 2 dose schedule IM			1	\$ 48.00	\$ 48.00
239	90633	Hepatitis A vaccine pediatric 2 dose schedule IM	SL		1	\$ -	\$ -
240	90744	Hepatitis B immuniz, peds/adolesc			1	\$ 41.00	\$ 41.00
241	86706	Hepatitis B surface antibody (HBsAb)			1	\$ 12.00	\$ 12.00
242	87340	Hepatitis B surface antigen detection			1	\$ 11.00	\$ 11.00
243	90746	Hepatitis b vaccine, adult dosage (3 dose schedule), for intramuscular use			1	\$ 75.00	\$ 75.00
244	86703	HIV test confidential			1	\$ 15.00	\$ 15.00
245	99502	Home follow-up assessment in newborn			1	\$ 75.00	\$ 75.00
246	99501	Home visit for postnatal assessment			1	\$ 75.00	\$ 75.00
247	87147	Identification of organisms by immunologic analysis			1	\$ 12.00	\$ 12.00
248	90687	IIV4 vaccine child 6-35 mo for IM use	SL		1	\$ -	\$ -
249	90473	Imadm intransl/oral 1 vaccine			1	\$ 30.00	\$ 30.00
250	90474	Imadm intransl/oral ea vaccine			1	\$ 30.00	\$ 30.00
251	90474	Imadm intransl/oral ea vaccine	EP		1	\$ 30.00	\$ 30.00
252	90471	Imadm prq id subq/im njxs 1 vaccine	EP		1	\$ 30.00	\$ 30.00
253	90472	Imadm prq id subq/im njxs ea vaccine	EP		1	\$ 30.00	\$ 30.00
254	90472	Imadm prq id subq/im njxs ea vaccine			1	\$ 30.00	\$ 30.00
255	88175	Image-guided liquid-based cytology			1	\$ 35.00	\$ 35.00
256	90480	Immunization administration by intramuscular injection of severe acute respiratory syndrome coronavirus 2 (SARS-CoV-2) (coronavirus disease [COVID-19]) vaccine, single dose	EP		1	\$ 36.00	\$ 36.00
257	90480	Immunization administration by intramuscular injection of severe acute respiratory syndrome coronavirus 2 (SARS-CoV-2) (coronavirus disease [COVID-19]) vaccine, single dose			1	\$ 36.00	\$ 36.00
258	86317	Immunoassay for infectious agent antibody, quantitative, not otherwise specified			1	\$ 50.00	\$ 50.00
259	87449	Immunologic analysis for detection of organism			1	\$ 95.00	\$ 95.00
260	86335	Immunologic analysis technique on body fluid			1	\$ 86.00	\$ 86.00
261	90713	Inactivated poliovirus (IPV) vaccination	SL		1	\$ -	\$ -
262	94060	Incentive spirometry before and after administration of bronchodilator			1	\$ 75.00	\$ 75.00
263	10060	Incision & drainage abscess simple/single			1	\$ 101.00	\$ 101.00
264	99401	Individual preventive counseling for 15 minutes			1	\$ -	\$ -
265	99401	Individual preventive counseling for 15 minutes	OB		1	\$ -	\$ -
266	87811	Infectious agent antigen detection by immunoassay with direct optical (ie, visual) observation; severe acute respiratory syndrome coronavirus 2 (SARS-CoV-2) (Coronavirus disease [COVID-19])			1	\$ 52.00	\$ 52.00
267	87637	Infectious agent detection by nucleic acid (DNA or RNA); severe acute respiratory syndrome coronavirus 2 (SARS-CoV-2) (Coronavirus disease [COVID-19]), influenza virus types A and B, and respiratory syncytial virus, multiplex amplified probe technique			1	\$ 179.00	\$ 179.00
268	87400	Influenza A + B + RSV detection real time PCR			1	\$ 20.00	\$ 20.00
269	90687	Influenza vaccine quadrivalent 6-35 mo IM			1	\$ 25.00	\$ 25.00
270	90662	Influenza vaccine splt prsrv free inc antigen IM			1	\$ 75.00	\$ 75.00
271	90656	Influenza virus vacc split prsrv free 3 yrs/> IM			1	\$ 25.00	\$ 25.00
272	90656	Influenza virus vacc split prsrv free 3 yrs/> IM	SL		1	\$ -	\$ -
273	90658	Influenza virus vaccine split virus 3/> yrs IM			1	\$ 25.00	\$ 25.00
274	90657	Influenza virus vaccine split virus 6-35 mo IM			1	\$ 15.00	\$ 15.00
275	90682	Influenza virus vaccine, quadrivalent (RIV4), derived from recombinant DNA, hemagglutinin (HA) protein only, preservative and antibiotic free, for intramuscular use			1	\$ 75.00	\$ 75.00
276	99386	Initial complete history and examination in patient of age 40 to 64 years	FP		1	\$ 250.00	\$ 250.00
277	99381	Initial preventive medicine new patient <1 year	EP		1	\$ 115.00	\$ 115.00
278	99386	Initial preventive medicine new patient 40-64yrs			1	\$ 250.00	\$ 250.00
279	99387	Initial preventive medicine new patient 65yrs&>			1	\$ 270.00	\$ 270.00
280	99385	Initial preventive medicine new pt age 18-39yrs	FP		1	\$ 210.00	\$ 210.00
281	99385	Initial preventive medicine new pt age 18-39yrs	EP		1	\$ 115.00	\$ 115.00
282	99385	Initial preventive medicine new pt age 18-39yrs			1	\$ 210.00	\$ 210.00
283	94760	Initial pulse oximetry			1	\$ 5.00	\$ 5.00
284	J0171	Injection, adrenalin, epinephrine, 0.1 mg			1	\$ 1.75	\$ 1.75
285	J0696	Injection, ceftriaxone sodium, per 250 mg			1	\$ 0.61	\$ 0.61
286	J1200	Injection, diphenhydramine hcl, up to 50 mg			1	\$ 2.00	\$ 2.00

## Health Department

**Master Fee Schedule - Clinics (Fund 12)**  
**(Fees subject to change - based on Medicaid Rates)**

Serial Number	CPTCode	CPTTitle	MOD1	MOD2	Units	ChargeAmount	Allowed Charge Amount
287	J1050	Injection, medroxyprogesterone acetate, 1 mg			104	\$ 38.48	\$ 38.48
288	J1050	Injection, medroxyprogesterone acetate, 1 mg	FP	UD	150	\$ -	\$ -
289	J1050	Injection, medroxyprogesterone acetate, 1 mg	FP	UD	104	\$ 0.01	\$ 0.01
290	J1050	Injection, medroxyprogesterone acetate, 1 mg			1	\$ 0.40	\$ 0.40
291	J1020	Injection, methylprednisolone acetate, 20 mg			1	\$ 3.00	\$ 3.00
292	J1030	Injection, methylprednisolone acetate, 40 mg			1	\$ 6.00	\$ 6.00
293	J1040	Injection, methylprednisolone acetate, 80 mg			1	\$ 12.00	\$ 12.00
294	J2790	Injection, Rho D immune globulin, human, full dose, 300 micrograms (1500 I.U.)			1	\$ 135.00	\$ 135.00
295	J3301	Injection, triamcinolone acetonide, not otherwise specified, 10 mg			1	\$ 2.00	\$ 2.00
296	11981	Insertion of drug implant, non-biodegradable			1	\$ 128.00	\$ 128.00
297	58300	Insertion of intrauterine device (IUD)	FP		1	\$ 105.00	\$ 105.00
298	11981	Insertion of non-biodegradable drug delivery implant	FP		1	\$ 128.00	\$ 128.00
299	90734	Intramuscular administration of meningococcal polysaccharide (groups A, C, Y and W-135) diphtheria toxoid conjugate vaccine	SL		1	\$ -	\$ -
300	90651	Intramuscular administration of nonavalent human papilloma virus (HPV) vaccine for HPV types 6, 11, 16, 18, 31, 33, 45, 52, and 58 as part of 3-dose-schedule	SL		1	\$ -	\$ -
301	90685	Intramuscular administration of preservative free quadrivalent influenza vaccine in patient 6 to 35 months of age			1	\$ 25.00	\$ 25.00
302	90685	Intramuscular administration of preservative free quadrivalent influenza vaccine in patient 6 to 35 months of age	SL		1	\$ -	\$ -
303	90686	Intramuscular administration of preservative free quadrivalent influenza vaccine in patients 3 years or older			1	\$ 25.00	\$ 25.00
304	90686	Intramuscular administration of preservative free quadrivalent influenza vaccine in patients 3 years or older	SL		1	\$ -	\$ -
305	90688	Intramuscular administration of quadrivalent influenza vaccine to patient older than 3 years	SL		1	\$ -	\$ -
306	90688	Intramuscular administration of quadrivalent influenza vaccine to patient older than 3 years			1	\$ 25.00	\$ 25.00
307	90471	Intramuscular injection of vaccine			1	\$ 30.00	\$ 30.00
308	J7300	Intrauterine copper contraceptive	FP	UD	1	\$ 281.00	\$ 281.00
309	J7300	Intrauterine copper contraceptive			1	\$ 430.00	\$ 430.00
310	83540	Iron			1	\$ 6.00	\$ 6.00
311	83721	LDL cholesterol level			1	\$ 28.00	\$ 28.00
312	J7298	Levonorgestrel-releasing intrauterine contraceptive system, 52 mg, 5 year duration	FP	UD	1	\$ 200.00	\$ 200.00
313	J7298	Levonorgestrel-releasing intrauterine contraceptive system, 52 mg, 5 year duration			1	\$ 500.00	\$ 500.00
314	J7297	Levonorgestrel-releasing intrauterine contraceptive system, 52mg, 3 year duration	FP	UD	1	\$ 92.90	\$ 92.90
315	J7297	Levonorgestrel-releasing intrauterine contraceptive system, 52mg, 3 year duration			1	\$ 117.00	\$ 117.00
316	96110	Limited developmental testing			1	\$ 12.00	\$ 12.00
317	96110	Limited developmental testing	EP		1	\$ 12.00	\$ 12.00
318	76815	Limited obstetrical ultrasound			1	\$ 92.00	\$ 92.00
319	92587	Limited otoacoustic emission testing			1	\$ 38.00	\$ 38.00
320	80061	Lipid panel			1	\$ 6.00	\$ 6.00
321	80061	Lipid panel	QW		1	\$ 21.00	\$ 21.00
322	90716	Live varicella vaccination			1	\$ 223.50	\$ 223.50
323	99202	Low level new patient office visit	FP		1	\$ 117.00	\$ 117.00
324	99202	Low level new patient office visit			1	\$ 117.00	\$ 117.00
325	99202	Low level new patient office visit	25		1	\$ 117.00	\$ 117.00
326	83735	Magnesium level			1	\$ 5.00	\$ 5.00
327	81002	Manual urinalysis by dipstick without microscopy			1	\$ 10.00	\$ 10.00
328	81000	Manual urinalysis with microscopy			1	\$ 10.00	\$ 10.00
329	86765	Measles antibody			1	\$ 14.00	\$ 14.00
330	90710	Measles mumps rubella varicella vacc live subq			1	\$ 344.00	\$ 344.00
331	86140	Measurement C-reactive protein for detection of infection or inflammation			1	\$ 7.00	\$ 7.00
332	86141	Measurement C-reactive protein for detection of infection or inflammation			1	\$ 9.00	\$ 9.00
333	86060	Measurement for Strep antibody (strep throat)			1	\$ 32.00	\$ 32.00
334	S0280	Medical home program, comprehensive care coordination and planning, initial plan			1	\$ 74.00	\$ 74.00
335	S0281	Medical home, maintenance			1	\$ 221.00	\$ 221.00
336	90620	Menb recombinant prot w/out membr vesic vacc IM			1	\$ 287.00	\$ 287.00
337	90734	Meningococcal conj vaccine tetravalent im			1	\$ 167.00	\$ 167.00
338	90619	Meningococcal conjugate vaccine, serogroups A, C, W, Y, quadrivalent, tetanus toxoid carrier (MenACWY-TT), for IM use			1	\$ 214.00	\$ 214.00
339	90619	Meningococcal conjugate vaccine, serogroups A, C, W, Y, quadrivalent, tetanus toxoid carrier (MenACWY-TT), for IM use	SL		1	\$ -	\$ -

## Health Department

**Master Fee Schedule - Clinics (Fund 12)**

(Fees subject to change - based on Medicaid Rates)

Serial Number	CPTCode	CPTTitle	MOD1	MOD2	Units	ChargeAmount	Allowed Charge Amount
340	90620	Meningococcal recombinant protein and outer membrane vesicle vaccine, serogroup B (MenB), 2 dose schedule, for intramuscular use	SL		1	\$ -	\$ -
341	87186	Metronidazole susceptibility test by agar diffusion			1	\$ 10.00	\$ 10.00
342	82043	Microalbumin excretion rate, urine			1	\$ 14.00	\$ 14.00
343	86376	Microsomal antibodies (autoantibody) measurement			1	\$ 9.00	\$ 9.00
344	99212	Minimal established patient office visit			1	\$ 72.00	\$ 72.00
345	99212	Minimal established patient office visit	FP		1	\$ 72.00	\$ 72.00
346	99212	Minimal established patient office visit	25		1	\$ 72.00	\$ 72.00
347	99211	Minor level established patient office visit	25		1	\$ 43.00	\$ 43.00
348	99211	Minor level established patient office visit	FP		1	\$ 43.00	\$ 43.00
349	99211	Minor level established patient office visit	OB		1	\$ -	\$ -
350	99211	Minor level established patient office visit			1	\$ 43.00	\$ 43.00
351	90707	MMR (measles-mumps-rubella) vaccination	SL		1	\$ -	\$ -
352	99203	Moderate level new patient office visit			1	\$ 166.00	\$ 166.00
353	99203	Moderate level new patient office visit	FP		1	\$ 166.00	\$ 166.00
354	99203	Moderate level new patient office visit	OB		1	\$ -	\$ -
355	99203	Moderate level new patient office visit	25		1	\$ 166.00	\$ 166.00
356	99203	Moderate level new patient office visit	FP	25	1	\$ 166.00	\$ 166.00
357	99214	Moderate-high level established patient office visit	FP		1	\$ 153.00	\$ 153.00
358	99214	Moderate-high level established patient office visit			1	\$ 153.00	\$ 153.00
359	99214	Moderate-high level established patient office visit	OB		1	\$ -	\$ -
360	99214	Moderate-high level established patient office visit	25		1	\$ 153.00	\$ 153.00
361	99204	Moderate-high level new patient office visit	FP	25	1	\$ 244.00	\$ 244.00
362	99204	Moderate-high level new patient office visit	OB		1	\$ -	\$ -
363	99204	Moderate-high level new patient office visit	25		1	\$ 244.00	\$ 244.00
364	99204	Moderate-high level new patient office visit			1	\$ 244.00	\$ 244.00
365	99204	Moderate-high level new patient office visit	FP		1	\$ 244.00	\$ 244.00
366	94761	Monitor pulse oximetry			1	\$ 7.00	\$ 7.00
367	90849	Multiple-family group psychotherapy			1	\$ 45.00	\$ 45.00
368	86382	Neutralization test, viral			1	\$ 50.00	\$ 50.00
369	99202	New: Exp Problem Focused	FP	25	1	\$ 117.00	\$ 117.00
370	99202	New: Exp Problem Focused	OB		1	\$ -	\$ -
371	J7295	NuvaRing Monthly Vaginal			1	\$ 20.00	\$ 20.00
372	82270	Occult Blood Screening			1	\$ 8.00	\$ 8.00
373	D0145	Oral evaluation for a patient under three years of age and counseling with primary caregiver			1	\$ 49.00	\$ 49.00
374	90690	Oral typhoid vaccine			1	\$ 143.00	\$ 143.00
375	83921	Organic acid level			1	\$ 92.00	\$ 92.00
376	88141	Pap test (Pap smear)			1	\$ 33.00	\$ 33.00
377	99243	Patient office consultation, typically 40 minutes			1	\$ 129.00	\$ 129.00

<b>Animal Control (12.542)</b>				
<b>Fee Type</b>	<b>Current Rate Sterilized</b>	<b>Current Rate Unsterilized</b>	<b>Proposed Rate Sterilized</b>	<b>Proposed Rate Unsterilized</b>
Cost for room and food per dog/cat - General Housing (per day)	\$ 10.00	\$ 10.00	\$ 10.00	\$ 20.00
Cost for room and food per dog/cat - Isolation (per day)	\$ 18.00	\$ 18.00	\$ 10.00	\$ 20.00
Cost of staff and food for livestock (per day)	\$ 20.00	\$ 20.00	\$ 20.00	\$ 20.00
Redemption Fee (per animal)	\$ 15.00	\$ 30.00	\$ -	\$ 100.00
2nd Impound redemption fee (per animal)	\$ 30.00	\$ 60.00	\$ 50.00	\$ 200.00
3rd Impound redemption fee (per animal)	\$ 60.00	\$ 120.00	\$ 50.00	\$ 300.00
Reclaim Option (Schedule spay/neuter @ reclaim)	N/A	\$ -	\$ -	\$ -
2nd Reclaim Option (Schedule spay/neuter @ reclaim)	N/A	\$ -	N/A	\$ 50.00
3rd Reclaim Option (Schedule spay/neuter @ reclaim)	N/A	\$ -	N/A	\$ 100.00
Rabies Vaccination (per animal)	\$ 12.00	\$ 12.00	\$ 10.00	\$ 20.00
Microchip (per animal)*	\$ 10.00	\$ 10.00	\$ 10.00	\$ 10.00
Returned check fee	\$ 25.00	\$ 25.00	\$ 25.00	\$ 25.00
Public record copying fee (per request)	\$ 2.00	\$ 2.00	\$ 2.00	\$ 2.00
Cost of transportation of livestock/farm animals (per trip)	Actual Cost	Actual Cost	Actual Cost	Actual Cost
Companion Pet Registration (1) One Year *effective January 1, 2023	\$ 5.00	\$ 5.00	\$ 5.00	\$ 5.00
Companion Pet Registration (3) Three Year *effective January 1, 2023	\$ 10.00	\$ 10.00	\$ 10.00	\$ 10.00

\*Microchip required for all adoptions.

\* Per new law, unable to provide vet services for external clients until licensed as a clinic.

<b>ADOPTION FEES</b>				
<b>Fee Type</b>	<b>Current Rate Sterilized</b>	<b>Current Rate Unsterilized</b>	<b>Proposed Rate Sterilized</b>	<b>Proposed Rate Unsterilized</b>
<b>Adoption fee includes: Spay/Neuter, Rabies Vaccine, Microchip, Flea Treatment, 5n1/3n1, &amp; Bordetella Vaccine</b>				
Dogs	\$ 40.00	N/A	\$ 20.00	N/A
Cats	\$ 10.00	N/A	\$ -	N/A
Transfer Fees for Rescues	\$ -	\$ -	\$ -	\$ -

\*License fees are included at the time of adoption. Fees may be discounted or waived at Director discretion on species, breed, age, medical condition, length of stay, shelter population, or live-saving purposes.

<b>SPAY / NEUTER</b>		
<b>Fee Type</b>	<b>Current Rate</b>	<b>Proposed Rate</b>
Subsidized Neuter - Dog	N/A	\$ 30.00
Subsidized Spay - Dog	N/A	\$ 30.00
Subsidized Neuter - Cat	N/A	\$ -
Subsidized Spay - Cat	N/A	\$ -
<b>*To receive subsidized rate - must prove eligibility for WIC, Medicaid or SNAP</b>		
Low Cost Neuter - Dog	N/A	\$ 105.00
Low Cost Spay - Dog	N/A	\$ 120.00
Low Cost Neuter - Cat	N/A	\$ 45.00
Low Cost Spay - Cat	N/A	\$ 65.00

<b>Solid Waste (FD54)</b>		
<b>Fee Type</b>	<b>Current Rate</b>	<b>Proposed Rate</b>
<b>Current Household Fees</b>		
Recycle w/Exemption (Elderly & Disabled)	\$11.94	\$18.75
Recycle (With trash pickup)	\$25.00	\$25.00
Recycle (With trash pickup no bulk pickup)	\$25.00	\$37.50
Trash w/Exemption (Elderly & Disabled)	\$40.18	\$40.00
Trash (Without trash pickup)	\$80.37	\$80.00
<b>Current Tipping Fees</b>		
Solid Waste (\$59.94/Ton +\$2.00 Tax + \$1)	\$61.05	\$62.94
C & D (\$34.08/Ton +\$2.00 Tax)	\$35.00	\$36.08
Wooden Pallets	\$35.41	\$36.50
Fiberglass (\$34.08/Ton + \$2.00 Tax)	\$35.00	\$36.08
Sludge/Alum Sludge (\$59.73/Ton +\$2.41 Sludge Fee)	\$60.28	\$62.14
Sludge Fee (per ton)	\$2.34	\$2.41
Mobile Homes	\$372.39	\$383.91
Yard Waste/Leaves	\$27.94	\$28.80
Mulch	\$13.58	\$14.00
Stumps	\$35.37	\$36.46
Friable Asbestos (\$59.92/Ton +\$2.00 Tax)	\$60.06	\$61.92
Surcharge/Asbestos	\$150.00	\$150.00
Non-Friable Asbestos (Solid) (\$34.08/Ton +\$2.00 Tax)	\$145.50	\$150.00
Dead Animals	\$35.00	\$36.08
Fowl	\$1.86	\$1.92
Livestock	\$60.06	\$61.92
Non-Documented Tires	\$180.93	\$186.36
PPG After Hours	\$158.99	\$163.91
Above and Beyond hours (per 15 minute increment)	\$30.00	\$30.00
Unsecured Load	\$200.00	\$200.00
Handle Fee (special waste)	\$150.00	\$150.00
S/W CVII (E-Waste Discount) (\$39.99/ton + \$2.00 Tax)	\$40.73	\$41.99
Wood Chips (per ton)	\$26.50	\$27.32

<b>EMS</b>		
Fee Type	Rate	Proposed Rate
<b>Cleveland County Schools Sports Standby Fee 1</b> <i>BLS Unit Staffed by 2 EMTs, up to 5 Hours</i>	\$ 425.00	\$ 425.00
<b>Cleveland County Schools Sports Standby Fee 2</b> <i>ALS Ambulance staffed at minimum with EMT &amp; Paramedic Up to 5 Hours</i>	\$ 525.00	\$ 525.00
<b>Standby Fee General Special Events</b> <i>ALS Ambulance up to 8 Hours (EMT&amp; Paramedic)</i>	\$ 825.00	\$ 825.00
<b>Standby Fee General Special Events w/ UTV</b> <i>Ability to perform ALS care, transfer on site, and radio for additional support</i>	\$ 700.00	No Change
<b>Onsite EMT - NO Transport Ability</b> <i>Ability to perform BLS care and radio for additional support</i>	\$ 50.00	No Change
<b>Onsite Paramedic - NO Transport Ability</b> <i>Ability to perform ALS care and radio for additional support</i>	\$ 80.00	No Change
<b>Mobile Medical Support Unit (Large Event)</b> <i>Paramedics)</i>	\$ 2,500.00	No Change
A0425 Mileage	\$ 12.00	No Change
A0426 ALS-NE	\$ 450.00	No Change
A0427 ALS-E	\$ 680.00	No Change
A0428 BLS-NE	\$ 450.00	No Change
A0429 BLS-E	\$ 575.00	No Change
A0433 ALS-2	\$ 985.00	No Change
A0434 SCT	\$ 1,165.00	No Change
BLS- T/R (Treatment-non Transport)	\$ 175.00	No Change
ALS-T/R (Treatment-non Transport)	\$ 375.00	No Change
<b>INCIDENT RESPONSE/ITEMIZED RATE STRUCTURE-(MVA/FIRE/HAZMAT ETC.)</b>		

<b>EMS</b>		
Fee Type	Rate	Proposed Rate
<b>Heavy Apparatus</b> Includes engines, arials, rescues air/light units,etc. <b>Charge is per hour</b>	\$ -	\$ 275.00
<b>Light Apparatus</b> Includes brush units, support vehicles, etc. <b>Charge is per hour</b>	\$ -	\$ 195.00
<b>Command Staff Vehicles</b> Includes Battalion buggies, EMS Supervisors, etc. <b>Charge is per hour</b>	\$ -	\$ 175.00
<b>PROCEDURAL AND MATERIALS/EQUIPMENT LINE ITEMIZATION</b>		
<b>Extrication (w/o use of hydraulic tools)</b>	\$ -	\$ 795.00
<b>Extrication (with use of hydraulic tools)</b>	\$ -	\$ 1,945.00
<b>Landing Zone (with extrication)</b> Loading zone command and control (with extrication services)	\$ -	\$ 2,245.00
<b>Landing Zone (without extrication)</b> Loadin zone command and control (without extrication services)	\$ -	\$ 995.00
<b>Light Tower</b> Operation of light tower and generator to provide scene lighting <b>Charge is per hour</b>	\$ -	\$ 42.00
<b>Other Equipment as Utilized</b> (i.e. airbags, cribbing, sawzall, etc.) <b>current "fully calculated" rate, per item/per hour</b>		
<b>Consumable Materials/Damaged Equipment</b> - at replacement or repair cost/adheres to average costing which may be updated periodically per market increases. A current raqte sheet can be supplied per request		
MINIMUM RATES (Minimum billing amount if combined hourly rates per apparatus, do not meet minimum rates below)		
<b>Single Apparatus Response</b> - minimum rate of 1 hour per apparatus/per response (minimum rate \$275)		
<b>Multiple Apparatus</b> minimum rate of .5 hours per apparatus/per response (minimum rate \$275)		
<b>Basic Covered Services:</b> Scene safety & Hazard control including hazard assessment & secural including containment of hazard Materials (i.e. hazardous material spills such as gasoline/diesel fuel, motor oil, coolant or antifreeze) which may be flammable, dangerous to the environment, or cause other hazards such as slippery conditions, debris cleanup from roadway, vehicle systems safety assurance (i.e. disable potential ignition sources such as electrical/power supply systems), fire suppression / fire suppression stand-by, perimeter command and control.		

## Glossary

### Fund and Departments

Fund#		Dept#	Department
010	GENERAL FUND	411	COMMISSIONERS
		412	COUNTY MANAGER/ADMIN
		413	FINANCE & PURCHASING
		415	PROPERTY TAX ADMIN
		416	LEGAL/COUNTY ATTORNEY
		418	ELECTIONS
		419	REGISTER OF DEEDS
		421	INFORMATION TECHNOLOGY
		422	TRAVEL & TOURISM
		423	HUMAN RESOURCES
		426	FACILITIES MAINTENANCE
		427	FACILITIES JANITORIAL
		428	MUNICIPAL ELECTIONS
		430	MUNICIPAL GRANTS
		432	3RD PARTY(PASS THRU)GRANT
		433	JCPC GRANT ADMIN
			LAW ENFORCEMENT-MENTAL HLTH/WELLNESS GRANTS
		435	GRANTS
		436	SHERIFF MOBILE COMMAND UNIT GRANT
		437	PUBLIC SAFETY GRANTS
		438	LAW ENFORCEMENT GRANTS
		439	USDOJ COPS GRANT
		440	SCHOOL RESOURCE OFFICERS
		441	SHERIFF'S OFFICE
		442	FEDERAL FORFEITED PROP
		443	STATE FORFEITED PROPERTY
		444	DETENTION CENTER (JAIL)
		445	EMERGENCY MANAGEMENT
		446	EMERGENCY MEDICAL SERVICE
		447	VOLUNTEER RESCUE
		448	E911 COMMUNICATIONS
		449	ELECTRONIC MAINTENANCE
		450	BUILDING INSPECTIONS
		451	MEDICAL EXAMINER
		453	HAZ-MAT CONTROL
		470	PUBLIC FIRING RANGE
		471	SHOOTING RANGE-SKEET & TRAP

Fund#		Dept#	Department
010	GENERAL FUND	491	PLANNING & ZONING
		492	ECONOMIC DEVELOPMENT
		494	BUSINESS DEVELOPMENT
		495	COOPERATIVE EXTENSION
		496	FORESTRY
		497	TRANSPORTATION ADMIN
		498	SOIL CONSERVATION
		542	ANIMAL/RABIES CONTROL
		560	MENTAL HEALTH (PATHWAYS)
		591	VETERAN SERVICES
		600	CLEVELAND COUNTY SCHOOLS
		604	CLEVELAND COMM COLLEGE
		611	LIBRARY SYSTEM
		612	RECREATION
		613	COMMUNITIES IN SCHOOLS
		614	HISTORIC COURTHOUSE
		617	COUNCIL ON AGING
		619	ROD AUTOMATION E & P
		800	DEBT SERVICE
		011	SOCIAL SERVICES FUND
998	CONTINGENCY		
504	SOCIAL WORK (PREV TITLE XX)		
506	SOCIAL SERVICES ADMIN		
507	OUTSIDE POOR		
508	INCOME MAINTENANCE		
509	SPECIAL ASSISTANCE		
511	AID TO BLIND		
512	IVD CHILD SUPPORT		
516	SMART START		
012	HEALTH DEPARTMENT FUND	519	PUBLIC ASSISTANCE
		530	HEALTH ADMINISTRATION
		531	AIDS
		532	TB/STD/CD
		533	ADULT HEALTH
		534	SCHOOL HEALTH
		535	HEALTH PROMOTIONS
		536	ADOLESCENT PREGNANCY PREV
		537	CHILD HEALTH
		538	MATERNAL HEALTH
		539	FAMILY PLANNING

Fund#		Dept#	Department
012	HEALTH DEPARTMENT FUND	540	WOMEN-INFANTS-CHILDREN
		541	ENVIRONMENTAL HEALTH
		542	ANIMAL/RABIES CONTROL
		543	HEALTH DEPT GRANTS
		544	DENTAL CLINIC
		545	NURSE FAMILY PARTNERSHIPS
		546	CAROLINA ACCESS / COVID
		547	CA II-CC4C PCM
		548	CODAP
		550	PRIMARY CARE
013	EMPLOYEE WELLNESS FUND	660	EMPLOYEE WELLNESS CENTER
014	COURT FACILITY FUND	417	COURT FACILITIES
020	PUBLIC SCHOOL FUND	600	CLEVELAND COUNTY SCHOOLS
024	OPIOID SETTLEMENT FUNDS	424	OPIOID SETTLEMENT
025	REVALUATION FUND	431	2012 REVALUATION
026	EMERGENCY TELEPHONE FUND	454	E911 TELEPHONE SYSTEM
027	ARP FUND	434	ARP
028	COUNTY FIRE DISTRICT FUND	452	VOLUNTEER FIRE DEPTS
029	COMMUNITY DEVELOPMENT FD	493	HOUSING REHAB GRANT
030	DEBT SERVICE FUND	800	DEBT SERVICE
040	CAPITAL PROJECT FUND	210	CAPITAL PROJECTS GENERAL
		225	CAP PROJ-COMM PARTNERSHIP
		238	GRAHAM SCHOOL/TACC PROJ
		255	CAP PROJ-LGRD STORMWATER
		800	DEBT SERVICE
		209	CAPITAL RESERVE GENERAL
041	CAPITAL RESERVE FUND	209	CAPITAL RESERVE GENERAL
042	SCHOOL CAPITAL RESERVE FD	105	SCHOOLS 1/2 CT
		107	PSBCF-EDUCATION LOTTERY
		802	REIMBURSEMENT RESOLUTION
044	CAPITAL LOAN FUND	802	REIMBURSEMENT RESOLUTION
049	PUBLIC FIRING RANGE	470	PUBLIC FIRING RANGE
054	SOLID WASTE COLLECTION FD	000	NON DEPARTMENTAL
		473	DISPOSAL/LANDFILL
		474	COLLECTIONS/MANNED SITES
		480	LEGRAND CENTER
055	CONFERENCE CENTER	480	LEGRAND CENTER
060	RISK MANAGEMENT FUND	650	WORKERS COMPENSATION
		651	PROPERTY/LIABILITY
065	HEALTH INSURANCE FUND	981	FUND TRANSFERS
066	DENTAL REIMBURSEMENT FUND	661	DENTAL INSURANCE
070	TRUST FUND	706	DSS F/C CHRISTMAS/TRUST ACCTS
		744	INMATE TRUST/COMMISSARY

Fund#		Dept#	Department
071	FINE/FORFEITURE AGENCY FD	741	FINES & FORFEITURES
479	CAP PROJ-IPWS ROAD/RAIL	715	IPWS ROAD/RAIL PROJ
481	CAP PROJ ECONOMIC DEVELOP	232	CAP PROJ ECONOMIC DEVELOP
482	CAP PROJ-CCS NORTH SHELBY	236	CAP PROJ-CCS NORTH SHELBY
485	CAP PROJ-ERP CONVERSION	242	CAP PROJ-ERP CONVERSION
486	CAP PROJ-CLEV CO FAIR	245	CAP PROJ-CLEV CO FAIR
489	FCC - SHELL BUILDING #3	228	CAP PROJ-SHELL BLDG #3
490	CAP PROJ-BRD OF ELECTIONS	244	CAP PROJ-BOARD OF ELECTION (OLD SRS)
491	FCC - SHELL BUILDING #4	248	CAP PROJ-SHELL BLDG #4
492	CAP PROJ-DSS RELOCATION	249	CAP PROJ-DSS RELOCATION
493	JUSTICE CENTER CAMPUS	250	CAP PROJ-JUSTICE CENTER CAMPUS
494	PUBLIC SCH BLDG CPF	602	PUBLIC SCHOOL BUILDING CPF
495	CAP PRJ-CCHD EROSION CTRL	251	CAP PROJ-CCHD EROSION CONTROL & REPAIR
496	CAP PROJ-BRGW IMPROVEMNTS	252	CAP PROJ-BRGW IMPROVEMENTS
497	CAPITAL PROJ-E911 CALL CT	253	CAPITAL PROJ-E911 CALL CTR
498	CAP PROJ-LEGRAND AV SYS	254	CAP PROJ-LEGRAND AV SYS
499	CAP PROJ-WACO SUBSTATION	256	CAP PROJ-WACO SUBSTATION

## Terms

**A+, AA, & AA-, AAA:** Standard and Poor Financial Services LLC bond-rating levels

**AAM:** Acronym for the American Alliance of Museums

**ACFR:** Acronym for Annual Compiled Financial Reports, also known as the Annual Audit or Audited Financial Statements

**ACO:** Acronym for Accountable Care Organization

**Accrual Basis of Accounting:** The primary basis of recording assets, liabilities, revenues, and expenses for a government’s business-like activities. Under the accrual basis, revenues are recognized in the accounting period when earned and expenses are recognized in the period that they are incurred

**ADA:** Acronym for the Americans with Disabilities Act

**Adopted Budget:** The budget formally adopted by the Board of Commissioners for the upcoming fiscal year

**ALS:** Acronym for Advanced Life Support

**Appropriation:** The Board of Commissioner’s authorization, per the budget ordinance or a budget amendment, to spend money for a specific purpose

**Assessed Value:** The value of real estate or personal property as determined by tax assessors and used as a basis for levying taxes

**Balanced Budget:** According to North Carolina law, a budget is balanced when the sum of estimated net revenues and appropriated fund balance is equal to appropriations

**Basis of Accounting:** This refers to the methods that determine when revenues, expenditures, and associated assets and liabilities, are recognized in the government’s accounting system and reported in its financial statements

**BEA:** Acronym for the US Bureau of Economic Analysis

**BLS:** Acronym for the US Bureau of Labor Statistics

**BOC:** Acronym for Cleveland County’s Board of Commissioners

**Board of Commissioners:** The elected governing body of a county in North Carolina. Cleveland County has a five member Board of Commissioners

**Bond Rating:** A rating that indicates the credit worthiness of a government's debt. The major rating agencies, such as Moody's Investor Service or Standard and Poor's, are responsible for determining a government's bond rating. Governments with favorable bond ratings are able to obtain financing with low interest rates

**Bond:** A written promise to repay a specific amount of money with interest within a specific time period, usually long-term

**Budget:** North Carolina law defines a budget as a plan for raising and spending money for specified programs, functions, activities, or objectives for a fiscal year

**Budget Amendment:** An adjustment to the budget ordinance made by the Board of Commissioners, or, in certain cases, the County Manager

**Budget Message:** A message that North Carolina law requires the County Manager to include with his Recommended Budget. According to the law, the budget message should contain a concise explanation of the governmental goals fixed by the budget for the budget year, should explain important features of the activities anticipated in the budget, should set forth the reasons for stated changes from the previous year in program goals, programs, and appropriation levels, and should explain any major changes in fiscal policy

**Budget Ordinance:** The ordinance that the Board of Commissioners adopts that levies taxes and appropriates revenues for specified purposes, functions, activities, or objectives during a fiscal year

**Capital Improvement:** Major construction, acquisition, or renovation activities which add value to a government's physical assets or significantly increase their useful life

**CIP:** Acronym for Capital Improvement Plan

**Capital Improvement Plan:** A long-term plan of proposed capital improvement projects which includes estimated project costs and funding sources

**CCC:** Acronym for Cleveland Community College

**CCS:** Acronym for Cleveland County Public Schools

**CDBG:** Acronym for the Community Development Block Grant

**CDC:** Acronym for the National Centers for Disease Control

**Certificate of Participation (COP):** A form of loan to a government where investors are entitled to a share in the periodic payments made by the government under an installment financing agreement

**COLA:** Acronym for "cost-of-living adjustment"

**CPS:** Acronym for Child Protective Services

**CQI:** Acronym for Continuous Quality Improvement

**DDAT:** Acronym for Drug Diversion and Treatment

**Debt Service:** According to North Carolina law, the sum of money required to pay installments of principal and interest on bonds, notes, and other evidences of debt accruing within a fiscal year

**Department:** A basic organizational unit of the County that is functionally unique in its delivery of services. Some departments are divided into divisions

**DHHS:** Acronym for Cleveland County's Department of Health & Human Services

**DJJ:** Acronym for the Department of Juvenile Justice

**DOR:** Acronym for the Department of Revenue

**DSS:** Also known as **DHHS**

**DV:** Acronym for "domestic violence"

**E-911:** Abbreviation/acronym for the state surcharge used to fund Cleveland County's Telecommunications center

**EDA:** Acronym for Economic Development Association

**EMPG:** Acronym for Emergency Management Performance Grant

**EMS:** Acronym for Emergency Medical Services.

**EOC:** Acronym for Emergency Operations Center, the location where County officials are able to coordinate in an emergency or disaster situation

**EOP:** Acronym for Emergency Operations Plan, a plan used for Cleveland County's response in emergency situations

**EPZ:** Acronym for an Emergency Planning Zone

**Expenditures:** Money that the government spends

**FEMA:** Acronym for the Federal Emergency Management Agency

**FF&E:** Acronym for "furniture, fixtures, and equipment"

**FY:** Acronym for "fiscal year"

**Fiscal Year:** The period that the government uses for accounting purposes and preparing financial statements. Cleveland County's fiscal year starts on July 1 and ends on June 30 of the following year. The phrases "fiscal year 2023-2024," "FY 2023-2024," and "FY 2024" all refer to the period starting July 1, 2023 and ending June 30, 2024

**FLSA:** Acronym for the National Fair Labor & Standards Act

**FMLA:** Acronym for the National Family & Medical Leave Act

**FNS:** Acronym for Food & Nutrition Services

**FTE:** Acronym for “full-time equivalent”, referring to number of employees

**Function:** A group of related departments. For instance, the General Government function includes, among others, the County Manager, Finance, and Human Resources departments

**Fund:** An independent fiscal and accounting entity with a self-balancing set of accounts recording its assets, liabilities, fund balance, revenue, and expenditures

**Fund Balance:** Is the difference between a fund’s assets and its liabilities. Fund balance mostly includes cash and investments, but can also include non-spendable items, such as inventories

**GAAP:** Acronym for Generally Accepted Accounting Principles

**Generally Accepted Accounting Principles:** The standard accounting rules and practices used to record transactions and prepare financial statements

**GASB:** Acronym for the Governmental Accounting Standard Board

**GO Bond:** Abbreviation/acronym for General Obligation Bond

**General Obligation Bond:** Bonds issued by a government that are backed by the full faith and credit of its taxing authority. The North Carolina Constitution requires voter approval before a local government may borrow money and secure the loan by a pledge of its taxing power

**GFOA:** Acronym for Government Finance Officers Association

**GIS:** Acronym for Geographic Information System

**GS:** Abbreviation for General Statute

**HMP:** Acronym for Hazard Mitigation Plan, a county-level plan to address mitigating against certain emergency and disaster situations

**ICC:** Acronym for the International Code Council

**ICI:** Acronym for Industrial Commodities, Inc.

**ICMA:** Acronym for the International City/County Management Association

**International City/County Management Association:** association of local government professionals dedicated to creating and sustaining thriving communities throughout the world

**Intergovernmental Revenue:** Money that a government receives from another government. For Cleveland County, intergovernmental revenues include grants and other payments from the federal and state governments

**JCPC:** Acronym for the Juvenile Crime Prevention Council

**Lease-Purchase Agreement:** A loan to a government that is secured by the financed asset and where principal and interest payments are paid back over time

**LE/LEO:** Acronym for Law Enforcement or Law Enforcement Officer

**LGC:** Acronym for North Carolina’s Local Government Commission

**LIEAP:** Acronym for the Low Income Energy Assistance Programs

**LOB:** Acronym for Limited Obligation Bond

**Long-Term Debt:** Debt that will take the County longer than one year to repay

**MHDDSAS:** Acronym for Mental Health, Developmental Disabilities, and Substance Abuse Services

**Modified Accrual Basis of Accounting:** Under the modified accrual basis, revenues are recognized in the accounting period when are measurable and available to pay the liabilities of the current period. In addition, expenditures are recorded when the related fund liability is incurred, if measurable, except for un-matured principal and interest on general long-term debt, which is recognized when due, and certain compensated absences and claims and judgments, which are recognized when the obligations are expected to be liquidated with expendable available financial resources

**MOU:** Memorandum of Understanding

**MPDS:** Acronym for the Medical Priority Dispatch System

**NACHO:** Acronym for National Animal Control and Humane Officer training

**NACCHO:** Abbreviation/acronym for the National Association of County and City Health Officials.

**NCDENR:** Acronym for North Carolina Department of Environment & Natural Resources

**NCDOT:** Acronym for the North Carolina Department of Transportation

**NCFAS:** Acronym for North Carolina Families Accessing Services through Technology, a program used by the Department of Health and Human Services to process client eligibility and benefit cases

**NCGS:** Abbreviation for North Carolina General Statute

**NCRSS:** Acronym for the North Carolina Response Rating System Survey, which relates to Fire Marshal and other inspections

**NTRACKS:** Acronym used for the NC Medicaid Management Information System

**NEMT:** Acronym for Non-Emergency Medical Transportation

**NRC:** Acronym for the Federal Nuclear Regulatory Commission

**NTWU:** Acronym for the National Textiles Workers Union

**OSFM:** Acronym for North Carolina’s Office of the State Fire Marshal

**PACE:** Acronym for the Program for All-Inclusive Care for the Elderly

**PARTF:** Acronym for Parks and Recreation Trust Fund

**Performance Measure:** Data used to determine the effectiveness or efficiency with which a department is achieving its goals

**PIO:** Acronym for Public Information Officer

**Property Taxes:** See **Ad Valorem Taxes**

**QA:** Acronym for Quality Assurance

**Reappraisal:** The process of revaluing a jurisdiction's real property in order to ensure property values are listed for property tax purposes at market value. By North Carolina law, a revaluation must be conducted at a minimum of every eight years. Also termed **Revaluation**

**Recommended Budget:** The budget for the upcoming fiscal year that the County Manager is required, by North Carolina law, to present for consideration to the Board of Commissioners on or before June 1

**Refunding Bond:** Bonds issued to refinance existing debt, usually because interest rates have fallen and the County wishes to reduce its debt service payments

**Revaluation:** See **Reappraisal**

**Revenue:** The income of the County, used to pay for its expenditures

**ROD:** Acronym for Register of Deeds

**RZFB:** Acronym for Recovery Zone Facility Bond

**SARA:** Acronym for "scanning, analysis, response, and assessment" relating to the Emergency Planning and Community Right-to-Know Act (ECPRA)

**SLA:** Acronym for Service Level Agreement

**SRO:** Acronym for School Resource Officer

**STAR:** Acronym for Substance Abuse Treatment and Rehabilitation

**Tax Rate:** The amount of tax levied per \$100 of a property's value

**TILT:** Acronym for Trauma Informed Leadership Team

**TPR:** Acronym for "termination of parental rights"

**Transfer:** A movement of budgeted money from one account to another account within a single department, between departments, or between funds

**UCR:** Acronym for the Federal Bureau of Investigation's (FBI) Uniform Crime Reports

**UDO:** Acronym for United Development Ordinance, which is a regulatory tool to guide future development

**USAI:** Acronym for Urban Area Security Initiative

**USDA:** Acronym for the United States Department of Agriculture

**VA:** Acronym for the Federal Department of Veterans' Affairs

**VFD:** Acronym for Volunteer Fire District

**VIPER:** Acronym for NC's 800MHz radio system

**Voter-Approved Debt:** See **General Obligation Bonds**

**WIC:** Acronym for national Women, Infants, and Children Program

**WIOA:** Acronym for the National Workforce Innovation and Opportunity Act

**WSAT:** Acronym for the Workforce Solutions Action Team

**Workforce Solutions Action Team:** plans a County-wide career awareness event for students